




A world of accessories 2017

A world of accessories 2017



METALGLAS
BONOMI

ITALY





Questo catalogo ha lo scopo di tracciare una panoramica sull'infinito mondo dei sistemi, dei componenti e degli accessori Metalglas.

La gamma completa e dettagliata dei prodotti è disponibile sul nuovo sito internet **www.metalglas.it**.

In ogni articolo qui illustrato troverete la pagina di riferimento del listino 2017.

This catalogue has the goal to show an overview of the wide world of systems, components and accessories by Metalglas.


The complete and detailed range of products is available in our new website **www.metalglas.it**.






With any article illustrated in the catalogue you will also find its page reference for the price list 2017.

Der vorliegende Katalog bietet eine Übersicht über das unendliche Angebot der Systeme, der Komponenten und des Zubehörs von Metalglas.

Das vollständige und ausführliche Angebot der Produkte wird in internet **www.metalglas.it** präsentiert.

Für jedes hier abgebildete Produkt wird die Bezugsseite der Preisliste 2017 angegeben.



	<p>A</p>	<p>SISTEMI SCORREVOLI SLIDING DOOR SYSTEMS SCHIEBETÜRSYSTEME</p>	<p>6</p>
	<p>B</p>	<p>BOX DOCCIA SHOWER BOX DUSCHKABINEN</p>	<p>111</p>
	<p>C</p>	<p>PARETI MOBILI SLIDING WALLS SCHIEBEWÄNDE</p>	<p>189</p>
	<p>D</p>	<p>PARETI DIVISORIE E STIPITI PARTITION WALLS AND FRAMES TRENNWÄNDE UND ALUMINIUMZARGEN</p>	<p>223</p>
	<p>E</p>	<p>SERRATURE E CERNIERE LOCKS AND HINGES SCHLÖSSER UND BÄNDER</p>	<p>269</p>
	<p>F</p>	<p>MANIGLIE MANIGLIONI POMOLI DOORHANDLES PULLHANDLES KNOBS TÜRGRIFFE STOSSGRIFFE KNÖPFE</p>	<p>299</p>
	<p>G</p>	<p>PORTE ESTERNE PATCH FITTINGS GANZGLASANLAGEN</p>	<p>311</p>
	<p>H</p>	<p>BALAUSTR E PENSILINE RAILING AND CANOPY SYSTEMS GANZGLASGELÄNDER UND VORDACH SYSTEME</p>	<p>341</p>
	<p>I</p>	<p>DISTANZIALI, MORSETTI E ACCESSORI POINT FITTINGS, CLAMPS AND ACCESSORIES PUNKTHALTERUNGEN, KLEMMBEFESTIGUNGEN UND ZUBEHÖR</p>	<p>427</p>



A

**SISTEMI SCORREVOLI
SLIDING DOOR SYSTEMS
SCHIEBETÜRSYSTEME**

6

B

**BOX DOCCIA
SHOWER BOX
DUSCHKABINEN**

111

C

**PARETI MOBILI
SLIDING WALLS
SCHIEBEWÄNDE**

189

D

**PARETI DIVISORIE E STIPITI
PARTITION WALLS AND FRAMES
TRENNWÄNDE UND ALUMINIUMZARGEN**

223

E

**SERRATURE E CERNIERE
LOCKS AND HINGES
SCHLÖSSER UND BÄNDER**

269

F

**MANIGLIE MANIGLIONI POMOLI
DOORHANDLES PULLHANDLES KNOBS
TÜRGRIFFE STOSSGRIFFE KNÖPFE**

299

G

**PORTE ESTERNE
PATCH FITTINGS
GANZGLASANLAGEN**

311

H

**BALAUSTR E PENSILINE
RAILING AND CANOPY SYSTEMS
GANZGLASGELÄNDER UND VORDACH SYSTEME**

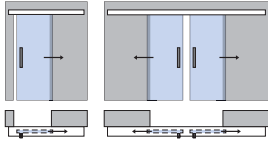
341

I

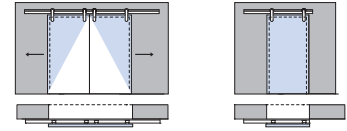
**DISTANZIALI, MORSETTI E ACCESSORI
POINT FITTINGS, CLAMPS AND ACCESSORIES
PUNKTHALTERUNGEN, KLEMMBEFESTIGUNGEN
UND ZUBEHÖR**

427

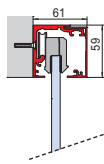
- UNA O DUE ANTE ESTERNO MURO
- ONE OR TWO SLIDING DOORS ALONG THE WALL
- 1 FLÜGELIGE ODER 2 FLÜGELIGE SCHIEBETÜR VOR DEM MAUERWERK



- SCORREVOLI CON MECCANISMO A VISTA UNA O DUE ANTE ESTERNO MURO
- SLIDING DOOR SYSTEMS WITH VISIBLE MECHANISM ALONG THE WALL
- SYSTEME MIT SICHTBARER TECHNIK VOR DEM MAUERWERK

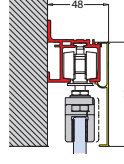


V-5400 | V-5450
EVOLUTION MINI



►10

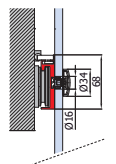
V-1810
BRIXIA



►43

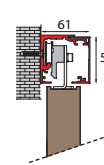
NEW

V-8000 | V-8100
V-8050 | V-8040
INDEPENDENT



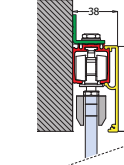
►50

V-5440
EVOLUTION MINI



►12

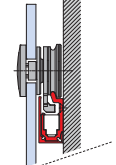
V-1850
BRIXIA



►45

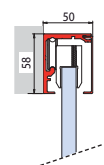
NEW

V-6450
MINIMAL QUADRO



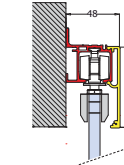
►56

V-5100 | V-5150
EVOLUTION



►14

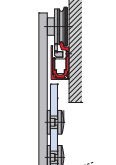
V-1855
BRIXIA



►46

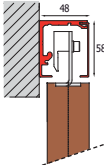
NEW

V-6350
MINIMAL QUADRO
CON ASTA



►57

V-5140
EVOLUTION



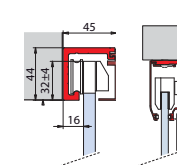
►16

V-5000
COMPACT

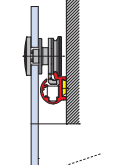
►40

V-2000
SESAMO

►26

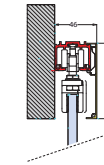


V-6150
MINIMAL RUOTA



►58

V-1860
BRIXIA HEAVY

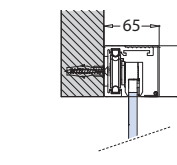


►18

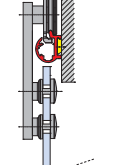
NEW

AM-5010
MAGNETO

►68

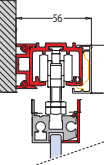


V-6020
MINIMAL TONDO



►59

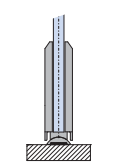
PO-290
BRIXIA



►20

NEW

R-1000
ROLLING CENTER

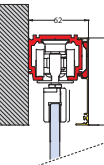


►62

V-1890
BRIXIA 140



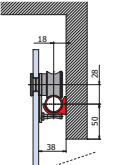
140kg



►22

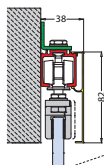
NEW

VL-6100
ROLLIE



►63

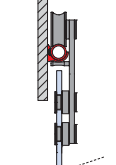
V-1800
BRIXIA



►42

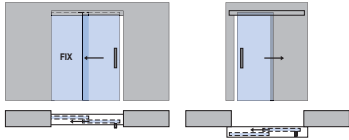
NEW

VL-3000
SLIDING TECH



►64

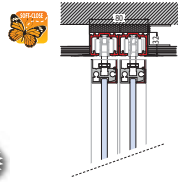
- 1/2 ANTE ESTERNO MURO, CON EVENTUALE VETRO FISSO, BINARIO INVISIBILE
- SLIDING DOOR SYSTEM WITH INVISIBLE TRACK PROFILE WITH OPTIONAL FIXED PANEL ALONG OR INSIDE WALLS
- SCHIEBETÜRSYSTEME MIT UNSICHTBARER LAUFSCHIENE MIT OPTIONAL SEITENTEIL VOR ODER ZWISCHEN MAUERWERK



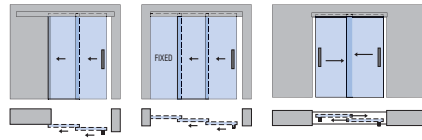
**V-1815
BRIXIA INVISIBILE**

►36

NEW



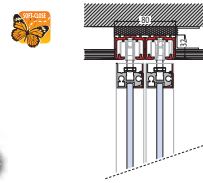
- DUE ANTE IN LUCE O ESTERNO MURO CON EVENTUALE VETRO FISSO E SISTEMA SINCRONIZZATO. BINARIO INVISIBILE
- 2-WAYS TELESCOPIC SYSTEMS WITH INVISIBLE TRACK PROFILE AND OPTIONAL FIXED PANEL
- 2-LÄUFIGES TELESKOP-SCHIEBETÜR SYSTEME MIT UNSICHTBARER LAUFSCHIENE MIT OPTION AUF FESTVERGLASUNG



**V-1815
BRIXIA INVISIBILE**

►36

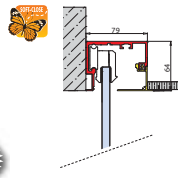
NEW



**V-7150 | V-7160
INVISIBILE EVOLUTION**

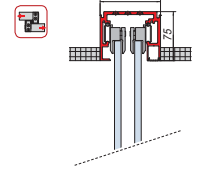
►32

NEW



**V-7200
INVISIBILE DOPPIO
TELESCOPICO**

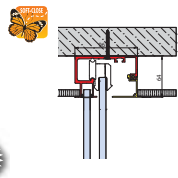
►80



**V-7153 | V-7163
INVISIBILE EVOLUTION**

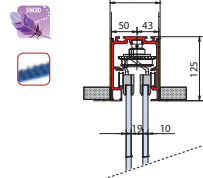
►32

NEW



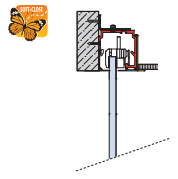
**V-7300
INVISIBILE
TELESCOPICO
SINCRO**

►84

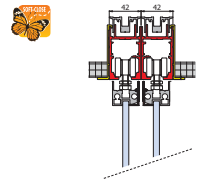


**V-7100
INVISIBILE**

►28

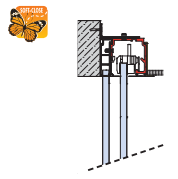


**V-1600 + PO-290
EASY-FRAME
SEMI-VISIBILE**



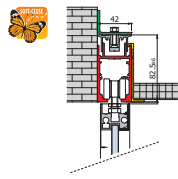
**V-7103
INVISIBILE**

►29

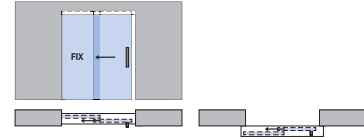


**V-1600 + PO-290
EASY-FRAME
SEMI-VISIBILE**

►38

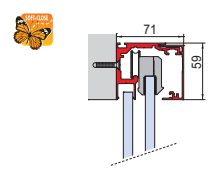


- 1 ANTA MOBILE + 1 FISSA IN LUCE O ESTERNO MURO
- SINGLE SLIDING DOOR WITH A FIXED PANEL ALONG OR INSIDE WALLS
- 1 FLÜGELIGE SCHIEBETÜR MIT SEITENTEIL (VOR ODER ZWISCHEN MAUERWERK)



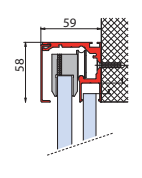
**V-5403 | V-5453
EVOLUTION MINI**

►11



**V-5103 | V-5153
EVOLUTION**

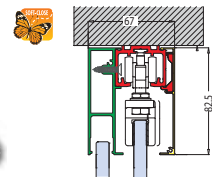
►15



**V-1863
BRIXIA HEAVY**

►19

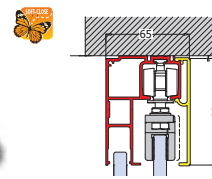
NEW



**V-1803
BRIXIA**

►44

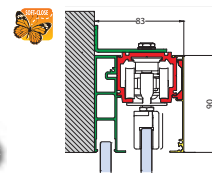
NEW



**V-1893
BRIXIA 140**

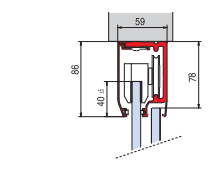
►23

NEW

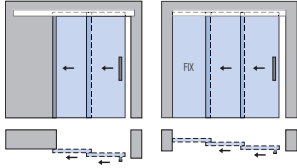


**V-2000
SESAMO**

►26



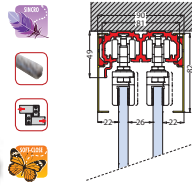
- DUE ANTE TELESCOPICHE + EVENTUALE FISSO
- 2 WAYS TELESCOPIC SYSTEMS WITH OPTIONAL FIXED PANEL
- 2 LÄUFIGES TELESKOP-SCHIEBETÜR SYSTEM MIT OPTION AUF FESTVERGLASUNG



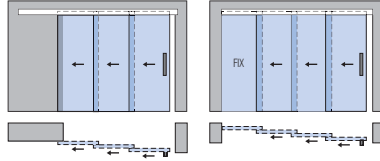
V-1820 | V-1870
TELESCOPICO SINCRO
BRIXIA 2 VIE

►72

NEW



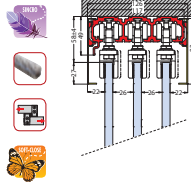
- TRE ANTE TELESCOPICHE + EVENTUALE FISSO
- 3-WAYS TELESCOPIC SYSTEMS WITH OPTIONAL FIXED PANEL
- 3 LÄUFIGES TELESKOP SCHIEBETÜR SYSTEM MIT OPTION AUF FESTVERGLASUNG



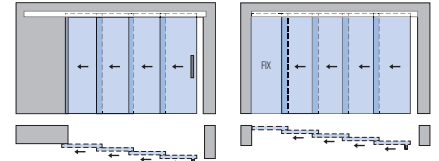
V-1830 | V-1880
TELESCOPICO SINCRO
BRIXIA 3 VIE

►74

NEW

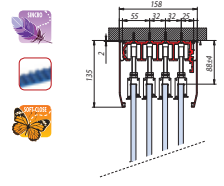


- QUATTRO ANTE TELESCOPICHE + EVENTUALE FISSO
- 4-WAYS TELESCOPIC SYSTEMS WITH OPTIONAL FIXED PANEL
- 4 LÄUFIGES TELESKOP SCHIEBETÜR SYSTEM MIT OPTION AUF FESTVERGLASUNG



V-2400
TELESCOPICO
SINCRO 4 VIE

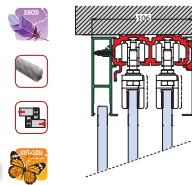
►94



V-1825 | V-1875
TELESCOPICO SINCRO
BRIXIA 2 VIE + FISSO

►73

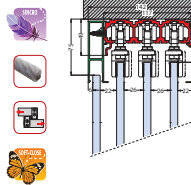
NEW



V-1835 | V-1885
TELESCOPICO SINCRO
3 VIE + FISSO

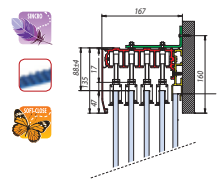
►75

NEW



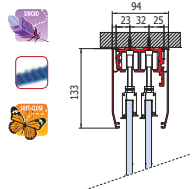
V-2450
TELESCOPICO
SINCRO 4 VIE + FISSO

►95



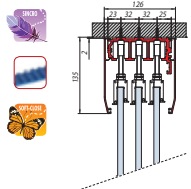
V-2200
TELESCOPICO SINCRO
2 VIE

►90



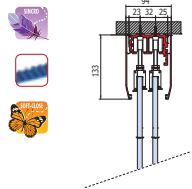
V-2300
TELESCOPICO
SINCRO 3 VIE

►92



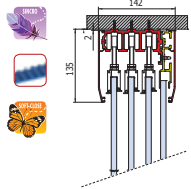
V-2250
TELESCOPICO
SINCRO 2 VIE + FISSO

►91



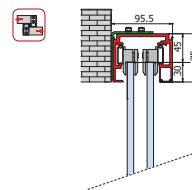
V-2350
TELESCOPICO
SINCRO 3 VIE + FISSO

►93



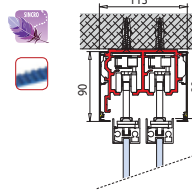
V-7200
INVISIBILE DOPPIO
"A VISTA" TELESCOPICO

►80



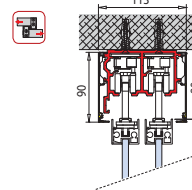
PO-220
EASY FRAME
TELESCOPICO SINCRO

►88

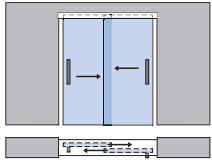


PO-230
EASY FRAME
TELESCOPICO

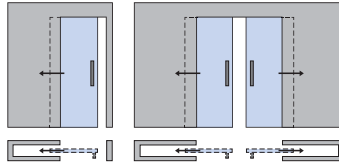
►89



- DUE ANTE MOBILI IN LUCE O ESTERNO MURO
- DOUBLE SLIDING DOORS ALONG OR INSIDE WALLS
- 2 FLÜGELIGE SCHIEBETÜR VOR ODER ZWISCHEN MAUERWERK



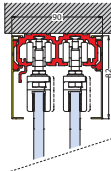
- ANTE A SCOMPARSA CON CONTROTELAI STANDARD ECLISSE, SCRIGNO, ECC.
- FLUSH SLIDING DOORS FOR STANDARD POCKET SYSTEMS
- SCHIEBETÜREN IN DER WAND LAUFEND MIT STANDARD KASTENRAHMENSYSTEME



- ACCESSORI
- ACCESSORIES
- ZUBEHÖR



V-1820
TELESCOPICO SINCRÓ
BRIXIA 2 VIE

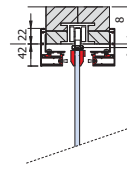


►72

NEW

TS-04 TELAIO

V-011-FU
V-012



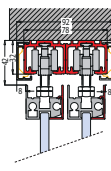
►102

- PINZE
- CLAMPS
- KLEMMSCHUH



►102

PO-290 - BRIXIA

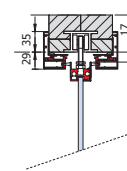


►20

NEW

TS-04 TELAIO

V-011-FU
PO-290



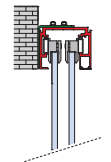
►102

- NICCHIE
- SLIDING DOOR
- GRIFFMUSCHEL



►105

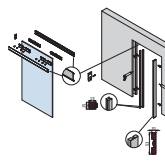
V-7200
INVISIBILE DOPPIO
"A VISTA"
TELESCOPICO



►80

V-1663

TS-03 PROFILI LEGNO
V-1663 KIT PINZE
V-082



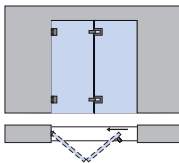
►102

- GUIDE A PAVIMENTO
- FLOOR GUIDES
- BODENFÜHRUNG VERSTELLBAR



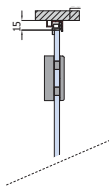
►106

- SISTEMA PER PORTE A SOFFIETTO IN VETRO
- SLIDING FOLDING SYSTEM FOR 2 PANELS
- RAUMSPARTÜR



L-2600
SOFFIETTINO

►100



- CANALINE PER VETRO FISSO
- U CHANNEL
- U PROFIL



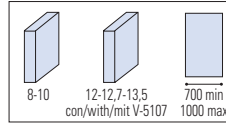
►108



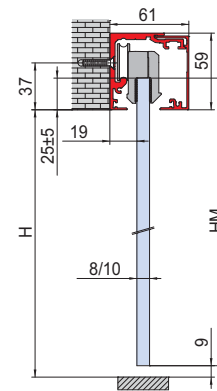
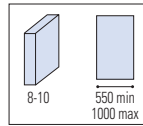
EVOLUTION MINI SOFT-CLOSE



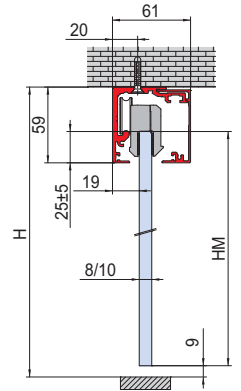
V-5400



V-5450



$$HM = H + 16$$



$$HM = H - 44$$

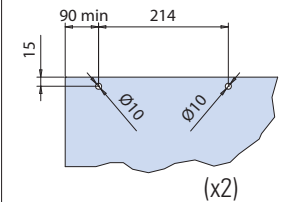
V-5400 | V-5450 SET 1

- Set per 1 anta scorrevole, fissaggio a parete/soffitto
- Sliding door set, wall/ceiling installation
- Schiebetürset für 1 fig, Wand-Deckenmontage

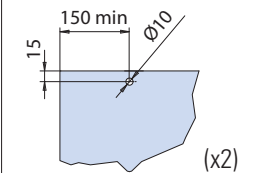
V-5400 | V-5450 SET 2

- Set per 2 ante scorrevoli, fissaggio a parete/soffitto
- Sliding doors set, wall/ceiling installation
- Schiebetürset für 2 fig, Wand-Deckenmontage

LAVORAZIONE VETRO GLASS PREPARATION GLASBEARBEITUNG

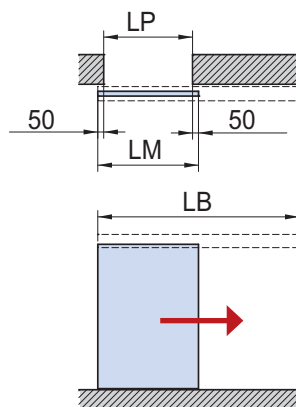


- Fori optional per V-5102
- Holes optional for V-5102
- Bohrungen Optional für V-5102



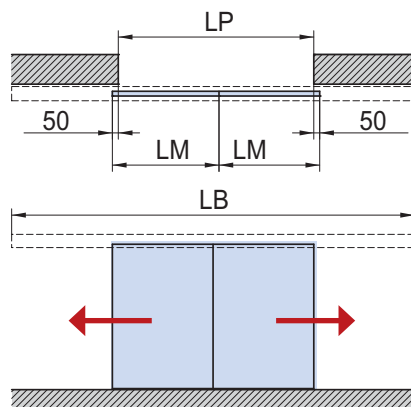
- Foro optional per V-5152
- Hole optional for V-5152
- Bohrung Optional für V-5152

xla340c



$$LB = LP \times 2 + 150$$

$$LM = LP + 100$$



$$LB = LP \times 2 + 100$$

$$LM = (LP + 100) / 2$$

COMPONENTI | COMPONENTS | EINZELTEILE



V-5400



V-5102 120 Kg



V-5152 60 Kg



V-5406 80 Kg



V-012

V-5401

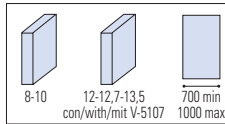
Cod.	Fin. Fin. Oberf.	V-5400				V-5450			
		SET 1 FIX	SET 1-MIS	SET 2 FIX	SET 2-MIS	SET 1 FIX	SET 1-MIS	SET 2 FIX	SET 2-MIS
V-5400 L=2000 L=2500 L=3000 L=4000 L=6000	AN / IXE	1	-	1	-	1	-	1	-
V-5400-MIS L=1500 → 6000	AN / IXE	-	1	-	1	-	1	-	1
V-5102	-	1	1	2	2	-	-	-	-
V-5152	-	-	-	-	-	1	1	2	2
V-5406	-	1	1	2	2	1	1	2	2
V-5401	AN / IXE	1	1	1	1	1	1	1	1
V-012	AN / NS	1	1	2	2	1	1	2	2



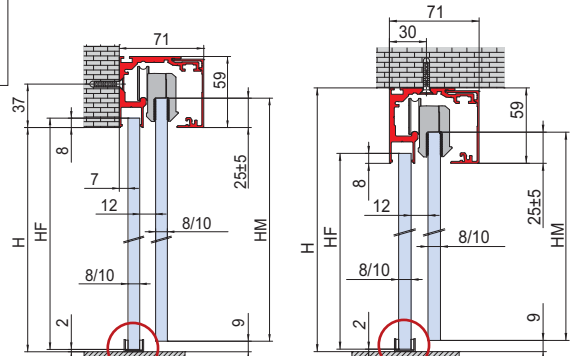
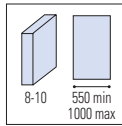
EVOLUTION MINI SOFT-CLOSE



V-5403



V-5453



NON INCLUSO
NOT INCLUDED
NICHT ENTHALTEN
HM = H + 16
HF = H + 6

NON INCLUSO
NOT INCLUDED
NICHT ENTHALTEN
HM = H - 44
HF = H - 54

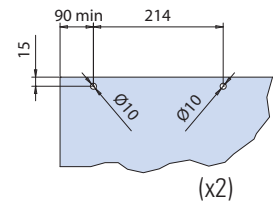
V-5403 SOFT-CLOSE SET 1 V-5453 SOFT-CLOSE SET 1

- Set per 1 anta scorrevole e vetro fisso, fissaggio a parete/soffitto
- Sliding door set with fixed panel, wall/ceiling installation
- Schiebetürset für 1 flg mit Seitenteil, Wand-Deckenmontage

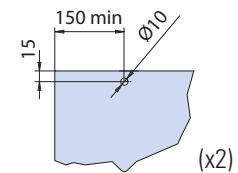
V-5403 SOFT-CLOSE SET 2 V-5453 SOFT-CLOSE SET 2

- Set per 2 ante scorrevoli e vetri fissi, fissaggio a parete/soffitto
- Sliding doors set with fixed panels, wall/ceiling installation
- Schiebetürset für 2 flg mit Seitenteil, Wand-Deckenmontage

LAVORAZIONE VETRO GLASS PREPARATION GLASBEARBEITUNG

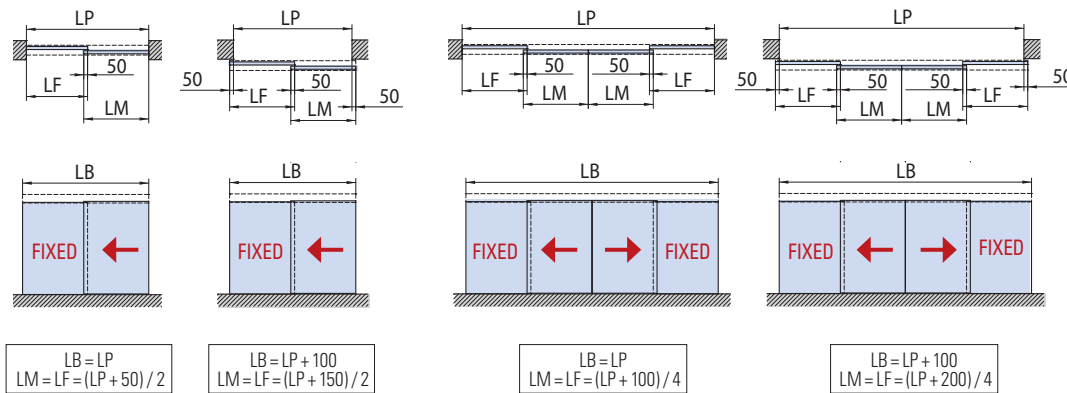


- Fori optional per V-5102
- Holes optional for V-5102
- Bohrungen Optional für V-5102



- Foro optional per V-5152
- Hole optional for V-5152
- Bohrung Optional für V-5152

xla340c



COMPONENTI | COMPONENTS | EINZELTEILE



Cod.	Fin. Fin. Oberf.	V-5403 SET 1 FIX	V-5403 SET 1-MIS	V-5403 SET 2 FIX	V-5403 SET 2-MIS	V-5453 SET 1 FIX	V-5453 SET 1-MIS	V-5453 SET 2 FIX	V-5453 SET 2-MIS
V-5403 L=2000 L=2500 L=3000 L=4000 L=6000	AN / IXE	1	-	1	-	1	-	1	-
V-5403-MIS L=1500 → 6000	AN / IXE	-	1	-	1	-	1	-	1
V-5102	-	1	1	2	2	-	-	-	-
V-5152	-	-	-	-	-	1	1	2	2
V-5406	-	1	1	2	2	1	1	2	2
V-012	AN / NS	1	1	2	2	1	1	2	2
V-5411 (OPTIONAL)	AN / IXE	(1)	(1)	(1)	(1)	(1)	(1)	(1)	(1)

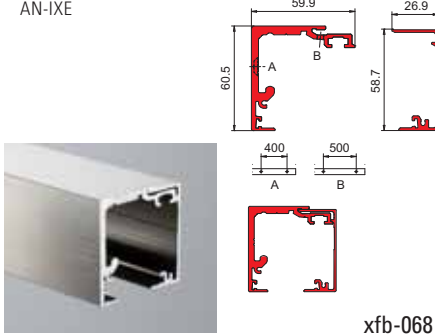
EVOLUTION MINI - V-5400 | V-5403 | V-5450 | V-5453 | V-5440

COMPONENTI | COMPONENTS | EINZELTEILE

V-5400

- Binario Evolution Mini
- Track profile Evolution Mini
- Laufschiene Evolution Mini

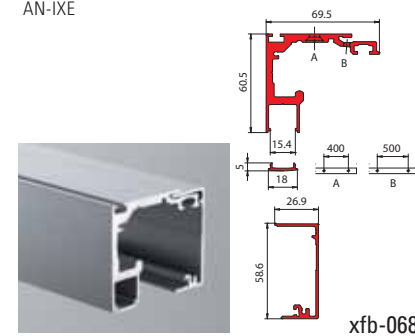
AN-IXE



V-5403

- Binario Evolution Mini per anta scorrevole con vetro fisso laterale
- Track profile Evolution Mini for sliding panel and fixed side panel
- Laufschiene Evolution Mini für Schiebetür und Seitenteil

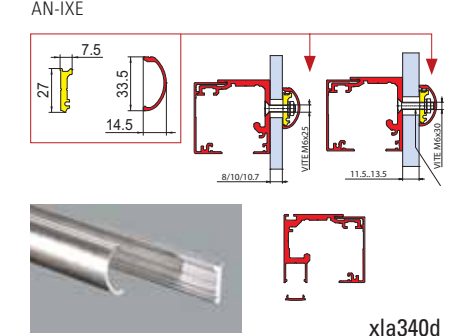
AN-IXE



V-6006

- Profilo e vettura per fissaggio binario a vetro (non preforato).
- Profile and cover profile for glass installation (not predrilled).
- Profil und Abdeckung für Glasmontage (nicht vorgebohrt).

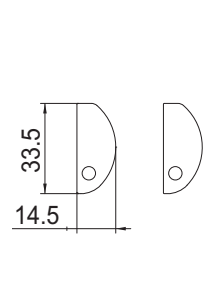
AN-IXE



V-6007

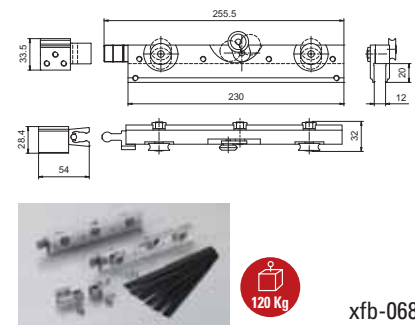
- Paio di tappi laterali per profili fissaggio a vetro V-6006.
- Pair endcaps for V-6006 profiles glass installation.
- Paar Endkappen für Profile V-6006 Glasmontage.

AN-IXE



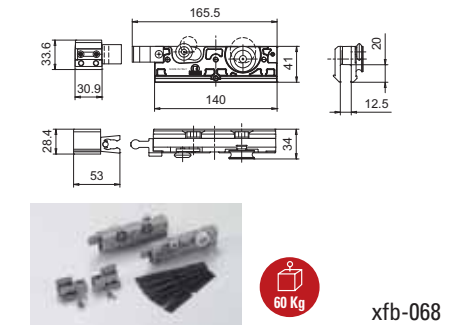
V-5102

- Set carrelli con pinze e stopper per 1 anta scorrevole
- Set roller carriers and stoppers for 1 panel
- Set Klemm-Laufwagen und stopper für 1 Flügel



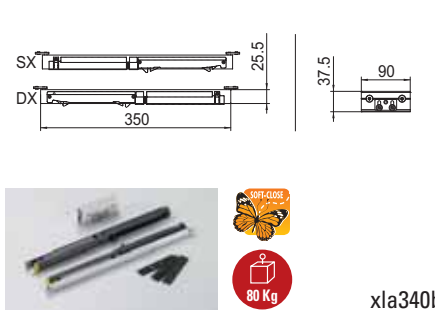
V-5152

- Set carrelli con pinze e stopper per 1 anta scorrevole
- Set roller carriers and stoppers for 1 panel
- Set Klemm-Laufwagen und stopper für 1 Flügel



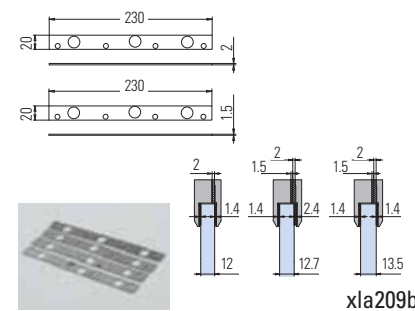
V-5406

- Set 2 stoppers Evolution Soft-close (per 1 anta)
- Set 2 stoppers Evolution Soft-close (for 1 sliding panel)
- Set 2 Stoppers Evolution Soft-close mit Selbstzug (für 1 Schiebetür)




V-5107

- Set per spessori vetro 12 - 12,7 - 13,5 (per 2 pinze V-5102).
- Set spacers for glass thickness 12 - 12,7 - 13,5 (for 2 clamps V-5102).
- Set distanzscheiben für Glasdicke 12 - 12,7 - 13,5 (für 2 Klemm-Laufwagen V-5102).



V-5401

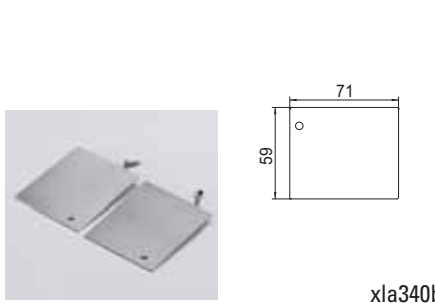
- Paio tappi finali in plastica per guida a scorrimento V-5400.
- Pair plastic endcaps for track profile V-5400.
- Paar Endkappenn aus Kunststoff für Laufschiene V-5400.



V-5411

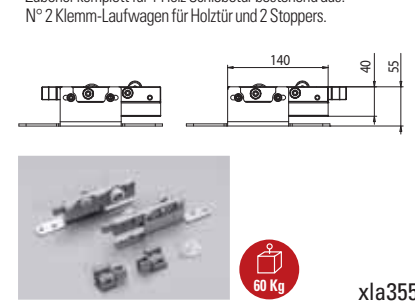
- Paio tappi finali in alluminio per guida a scorrimento V-5403.
- Pair aluminium endcaps for track profile V-5403.
- Paar Endkappenn aus Aluminium für Laufschiene V-5403.

AN-IXE



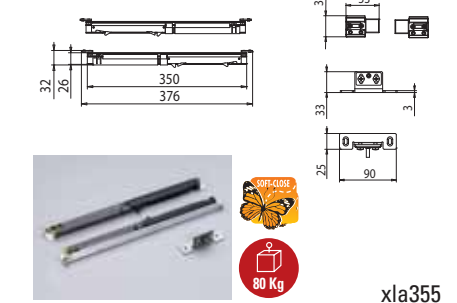
V-5142

- Set accessori per 1 anta scorrevole in legno composto da: 2 carrelli con morsetti per porte in legno e 2 stopper.
- Accessory set for 1 sliding wooden door panel consisting of 2 trolley hangers with clamp carriage for wooden door and 2 stoppers
- Zubehör komplett für 1 Holz Schiebetür bestehend aus: N° 2 Klemm-Laufwagen für Holztür und 2 Stoppers.



V-5446

- Set 2 stoppers Evolution Soft-close (per 1 anta in legno)
- Set 2 stoppers Evolution Soft-close (for 1 sliding wooden panel)
- Set 2 Stoppers Evolution Soft-close mit Selbstzug (für 1 Holz Schiebetür)

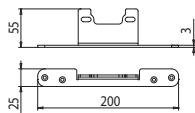


EVOLUTION MINI - V-5400 | V-5403 | V-5450 | V-5453 | V-5440

COMPONENTI | COMPONENTS | EINZELTEILE

V-5307

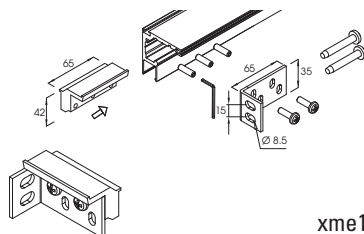
- Set staffe per fissaggio carrelli con pannello in legno.
- Pair suspension plates hanger with wooden doors.
- Paar Winkel mit Holztüren.



xla355

V-5112

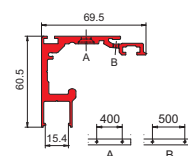
- N° 1 Staffa evolution autoportante reversibile DX-SX per fissaggio laterale binario V-5103/muro.
- 1 pcs bracket for side fixing evolution profile v-5103.
- 1 Stück winkelprofil für Seitliche Wandbefestigung Evolution Laufschiene V-5103.



xme146

V-5404

- Profilo portante PPS Evolution per vetro fisso/scorrevole/porta tagliata misura cliente.
- Top profile PPS Evolution for fixed/sliding/pivot door available in the requested sizes.
- PPS Evolution profil für Trennwand/Schiebetür/Drehtür erhältlich in den gewünschten Maßen.

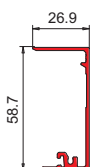



xfb-068

V-5405

- Veletta di copertura per tratto con porta scorrevole tagliato a misura cliente.
- Cover profile for sliding door section available in the requested sizes.
- Profilabdeckung für Schiebetür erhältlich in den gewünschten Maßen.

AN

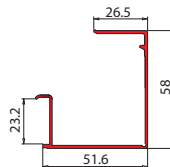


xfb-068

V-5407

- Veletta di chiusura per tratto con vetro fisso o porta tagliato a misura cliente.
- Cover profile for fixed glass/pivot door section available in the requested sizes.
- Sichtschutzprofil für Trennwand/Drehtür erhältlich in den gewünschten Maße.

AN

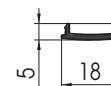


xfb-068

V-2005

- Profilo a scatto per chiusura profilo superiore.
- Clips profile for aluminium top profile.
- Sichtschutzprofil für Laufschiene.

AN

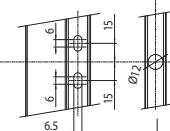


xfb-068

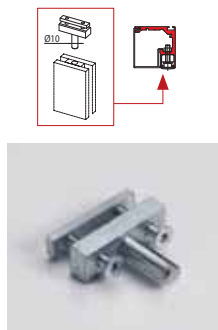
V-5108

- Perno superiore.
- Top pin.
- Oberer zapfen eckig.

- Asse rotazione porta
- Axe pivot door
- Achse Drehtür
- Regolazione ± 3 mm.
- Adjustment ± 3 mm.
- Verstellung ± 3 mm.



- Da forare
- Profile not predrilled
- Profil nicht vorgebohrt

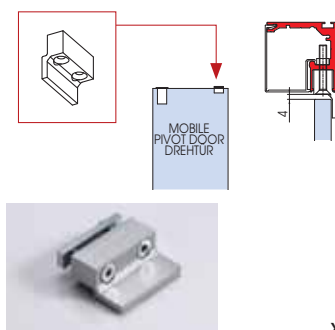


xme221C

V-5109

- Battuta per porta singola.
- Single stop for pivot door.
- Anschlag für Drehtür.

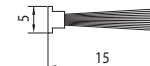
AN



xme221C

V-5408

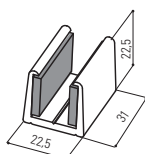
- Spazzolina per guida di scorrimento V-5400/V-5403.
- Brush seal for track profile V-5400/V-5403.
- Bürstenprofil für Laufschiene V-5400/V-5403.



xla340B

V-012

- Guida a pavimento per scorrevole con feltrini per vetro 8 e 10 mm.
- Floor guide with felt strips for glass sliding door a 8 and 10mm.
- Bodenführung mit Filzgleiter für Glas 8 und 10 mm.

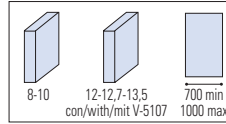


v-012

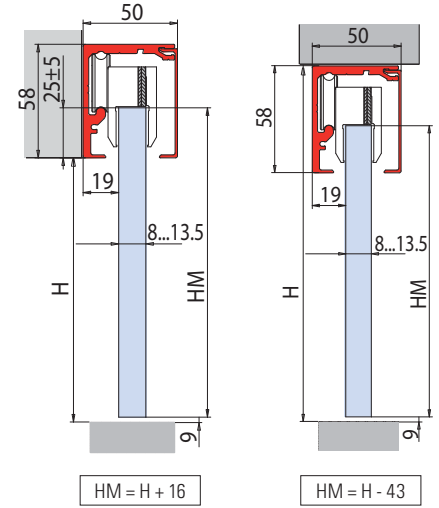
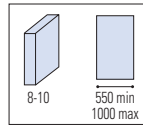


EVOLUTION

V-5100

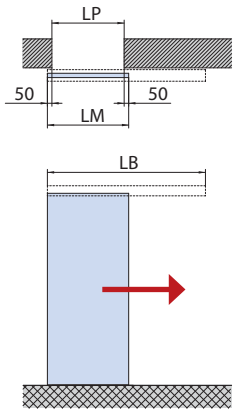


V-5150



V-5100 | V-5150 SET 1

- Set per 1 ante scorrevole, fissaggio a parete/soffitto
- Sliding door set, wall/ceiling installation
- Schiebetürset für 1 fig, Wand-Deckenmontage

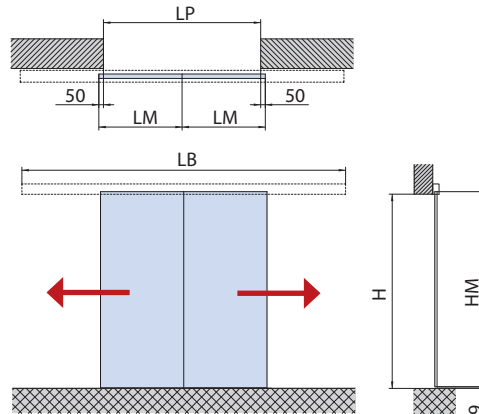


$$LB = LP \times 2 + 150$$

$$LM = LP + 100$$

V-5100 | V-5150 SET 2

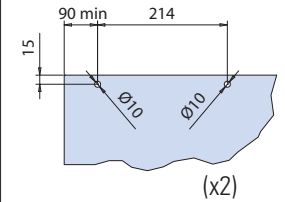
- Set per 2 ante scorrevoli, fissaggio a parete/soffitto
- Sliding doors set, wall/ceiling installation
- Schiebetürset für 2 fig, Wand-Deckenmontage



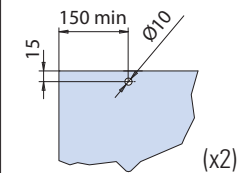
$$LB = LP \times 2 + 100$$

$$LM = (LP + 100) / 2$$

LAVORAZIONE VETRO GLASS PREPARATION GLASBEARBEITUNG



- Fori optional per V-5102
- Holes optional for V-5102
- Bohrungen Optional für V-5102



- Foro optional per V-5152
- Hole optional for V-5152
- Bohrung Optional für V-5152

xla209 / xla281c

COMPONENTI | COMPONENTS | EINZELTEILE



V-5100



V-5102 120 Kg



V-5152 60 Kg



V-012

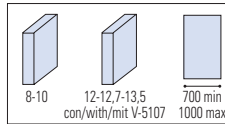
V-5101

Cod.	Fin. Fin. Oberf.	V-5100 SET 1 FIX	V-5100 SET 1-MIS	V-5100 SET 2 FIX	V-5100 SET 2-MIS	V-5150 SET 1 FIX	V-5150 SET 1-MIS	V-5150 SET 2 FIX	V-5150 SET 2-MIS
V-5100 L=2000 L=2500 L=3000 L=4000 L=6000	AN / IXE	1	-	1	-	1	-	1	-
V-5100-MIS L=1500 → 6000	AN / IXE	-	1	-	1	-	1	-	1
V-5102	-	1	1	2	2	-	-	-	-
V-5152	-	-	-	-	-	1	1	2	2
V-5101	AN / IXE	1	1	1	1	1	1	1	1
V-012	AN / NS	1	1	2	2	1	1	2	2

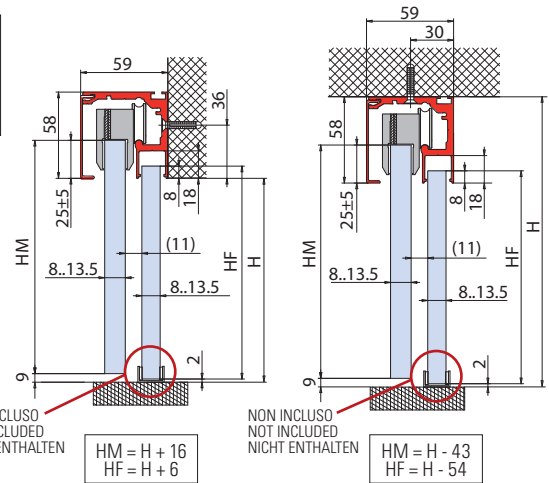
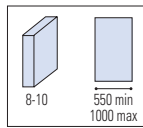


EVOLUTION

V-5103

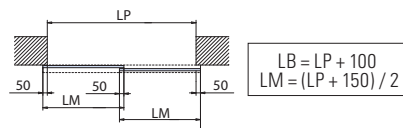
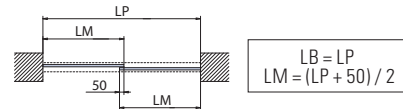
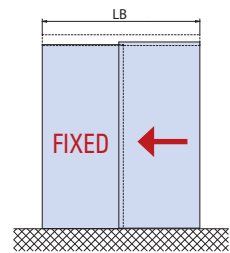


V-5153



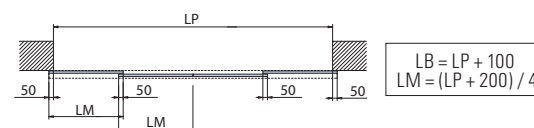
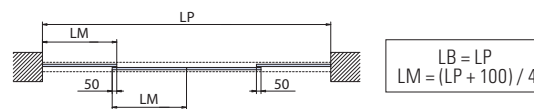
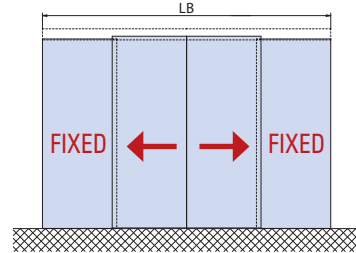
V-5103 | V-5153 SET 1

- Set per 1 anta scorrevole e vetro fisso, fissaggio a parete/soffitto
- Sliding door set with fixed panel, wall/ceiling installation
- Schiebetürset für 1 flg mit Seitenteil, Wand-Deckenmontage

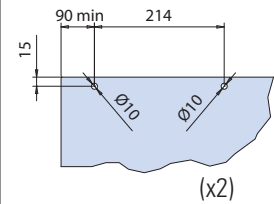


V-5103 | V-5153 SET 2

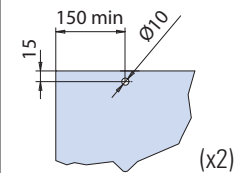
- Set per 2 ante scorrevoli e vetri fissi, fissaggio a parete/soffitto
- Sliding doors set with fixed panels, wall/ceiling installation
- Schiebetürset für 2 flg mit Seitenteil, Wand-Deckenmontage



LAVORAZIONE VETRO GLASS PREPARATION GLASBEARBEITUNG



- Fori optional per V-5102
- Holes optional for V-5102
- Bohrungen Optional für V-5102



- Foro optional per V-5152
- Hole optional for V-5152
- Bohrung Optional für V-5152

xla213 / xla214 / xla215

COMPONENTI | COMPONENTS | EINZELTEILE



Cod.	Fin. Fin. Oberf.	V-5103 SET 1 FIX	V-5103 SET 1-MIS	V-5103 SET 2 FIX	V-5103 SET 2-MIS	V-5153 SET 1 FIX	V-5153 SET 1-MIS	V-5153 SET 2 FIX	V-5153 SET 2-MIS
V-5103 L=2000 L=2500 L=3000 L=4000 L=6000	AN / IXE	1	-	1	-	1	-	1	-
V-5103-MIS L=1500 → 6000	AN / IXE	-	1	-	1	-	1	-	1
V-5102	-	1	1	2	2	-	-	-	-
V-5152	-	-	-	-	-	1	1	2	2
V-012	AN / NS	1	1	2	2	1	1	2	2
V-5111 (OPTIONAL)	AN / IXE	(1)	(1)	(1)	(1)	(1)	(1)	(1)	(1)

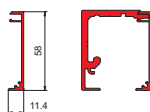
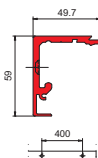
EVOLUTION - V-5100 | V-5103 | V-5150 | V-5153 | V-5140

COMPONENTI | COMPONENTS | EINZELTEILE

V-5100

- Binario Evolution
- Track profile Evolution
- Laufschiene Evolution

AN-IXE

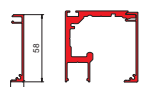
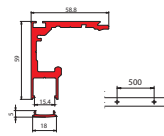


xfb-067

V-5103

- Binario Evolution per anta scorrevole con vetro fisso laterale
- Track profile Evolution for sliding panel and fixed side panel
- Laufschiene Evolution für Schiebetür und Seitenteil

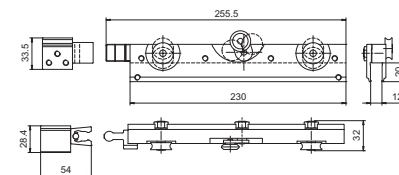
AN-IXE



xfb-067

V-5102

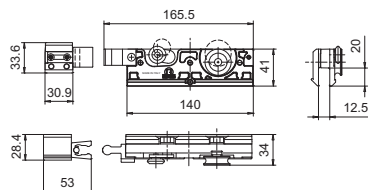
- Set carrelli con pinze e stopper per 1 anta scorrevole
- Set roller carriers and stoppers for 1 panel
- Set Klemm-Laufwagen und stopper für 1 Flügel



xfb-067

V-5152

- Set carrelli con pinze e stopper per 1 anta scorrevole
- Set roller carriers and stoppers for 1 panel
- Set Klemm-Laufwagen und stopper für 1 Flügel

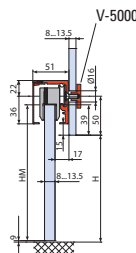
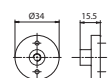


xfb-067

V-5006

- Punto per fissaggio a vetro fisso della guida V-5100.
- Point fitting to fix track profile V-5100 on glass.
- Punktbefestigung für Glasmontage Schiene V-5100.



AN-IXE



xla-211

V-5101

- Paio tappi finali in plastica per guida a scorrimento V-5100.
- Pair plastic endcaps for track profile V-5100.
- Paar Endkappenn aus Kunststoff für Laufschiene V-5100.



xla-209

V-5111

- Paio tappi finali in alluminio per guida a scorrimento V-5103.
- Pair aluminium endcaps for track profile V-5103.
- Paar Endkappenn aus Aluminium für Laufschiene V-5103.

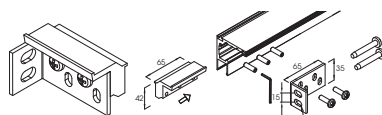
AN-IXE



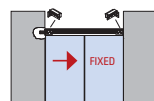
xla-209

V-5112

- N°1 Staffa evolution autoportante reversibile DX-SX per fissaggio laterale binario V-5103/muro.
- 1 pcs bracket for side fixing evolution profile v-5103.
- 1 Stück Winkelprofil für seitliche Wandbefestigung Evolution Laufschiene V-5103.



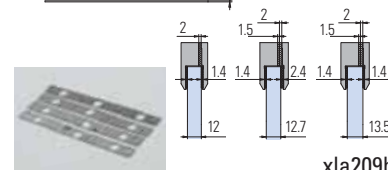
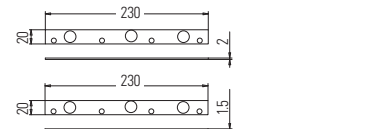
- Esempio applicazione
- Installation example
- Einbaubeispiel



xme146

V-5107

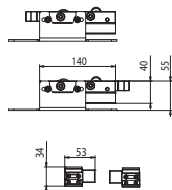
- Set per spessori vetro 12 - 12,7 - 13,5 (per 2 pinze V-5102).
- Set spacers for glass thickness 12 - 12,7 - 13,5 (for 2 clamps V-5102).
- Set distanzscheiben für Glasdicke 12 - 12,7 - 13,5 (für 2 Klemm-Laufwagen V-5102).



xla209b

V-5142

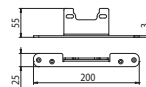
- Set accessori per 1 anta scorrevole in legno composto da: 2 carrelli con morsetti per porte in legno e 2 stopper.
- Accessory set for 1 sliding wooden door panel consisting of 2 trolley hangers with clamp carriage for wooden door and 2 stoppers
- Zubehör komplett für 1 Holz Schiebetür bestehend aus: N° 2 Klemm-Laufwagen für Holztür und 2 Stoppers.



xla355

V-5307

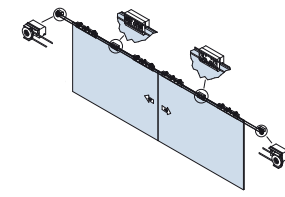
- Set staffe per fissaggio carrelli con pannello in legno.
- Pair suspension plates hanger with wooden doors.
- Paar Winkel mit Holztüren.




xla-355

V-5110

- Extra montaggio kit Evolution per chiusura simultanea 2 ante. Larghezza minima anta 600 mm (senza fori di sicurezza vetro).
- Extra cost for kit 2 panels synchronously opening. Min. door width 600 mm (without security holes in glass).
- Aufpreis Set für 2 Synchron öffnende Schiebetaile. Min. Flügelbreite 600 mm (ohne Sicherheitsbohrungen in Glas)



xme-094

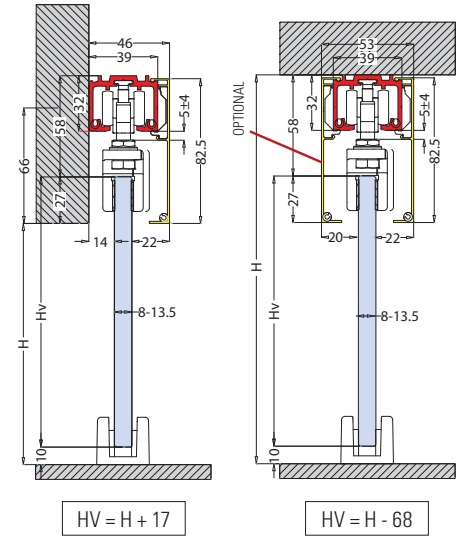
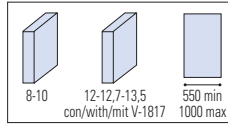


EVOLUTION
5100
► 14



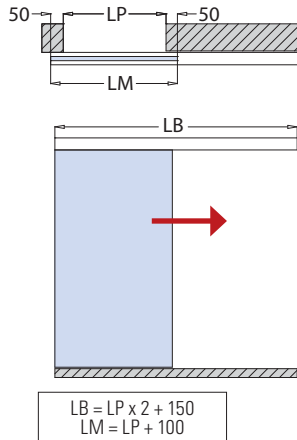
BRIXIA HEAVY (OPTIONAL SOFT-CLOSE)

V-1860



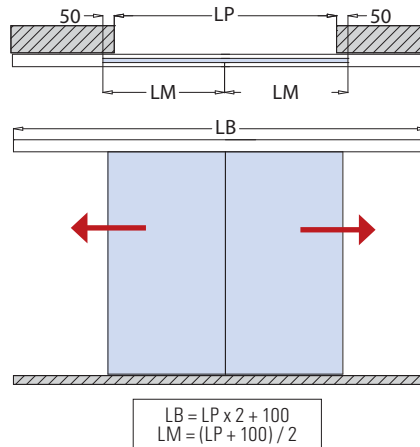
V-1860 SET 1

- Set per 1 anta scorrevole, fissaggio a parete/soffitto (solo una veletta inclusa)
- Sliding door set, wall/ceiling installation (only 1 cover included)
- Schiebetürset für 1 flg, Wand-Deckenmontage (nur 1 Abdeckung enthalten)

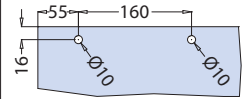


V-1860 SET 2

- Set per 2 ante scorrevoli, fissaggio a parete/soffitto (solo una veletta inclusa)
- Sliding doors set, wall/ceiling installation (only 1 cover included)
- Schiebetürset für 2 flg, Wand-Deckenmontage (nur 1 Abdeckung enthalten)



LAVORAZIONE VETRO GLASS PREPARATION GLASBEARBEITUNG



- ATTENZIONE: Con fori di sicurezza l'anta minima con soft close aumenta di 100 mm
- WARNING: With optional security holes min. panel's width soft-close must be increased of 100mm
- ACHTUNG: Wenn Sicherheitsbohrungen und Soft-close eingesetzt werden, muss die Mindestbreite um 100mm verlängert werden

xme425eNEW

COMPONENTI | COMPONENTS | EINZELTEILE ► 21



V-1860



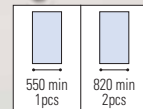
V-1821



V-1862



V-1824-70 (OPTIONAL)-KG70
V-1824-50 (OPTIONAL)-KG50



V-1868

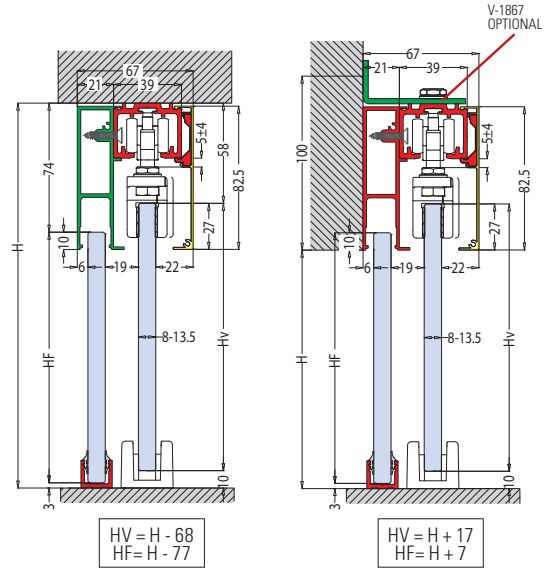
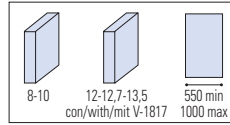
V-012

Cod.	Fin. Fin. Oberf.	V-1860 SET 1 FIX	V-1860 SET 1 MIS	V-1860 SET 2 FIX	V-1860 SET 2 MIS
V-1860 LB=2000 LB=3000 LB=4000 LB=6000	AN	1	-	1	-
V-1860-MIS LB= 1500→6000	AN	-	1	-	1
V-1821 LB=2000 LB=3000 LB=4000 LB=6000	AN/IXE	1	-	1	-
V-1821-MIS LB= 1500→6000	AN/IXE	-	1	-	1
V-1862	-	1	1	2	2
V-1824-70 Soft-close (OPTIONAL)	-	(1) (2)	(1) (2)	(2) (4)	(2) (4)
V-1824-50 Soft-close (OPTIONAL)	-	(1) (2)	(1) (2)	(2) (4)	(2) (4)
V-1868	AN	1	1	1	1
V-012	AN/NS	1	1	2	2



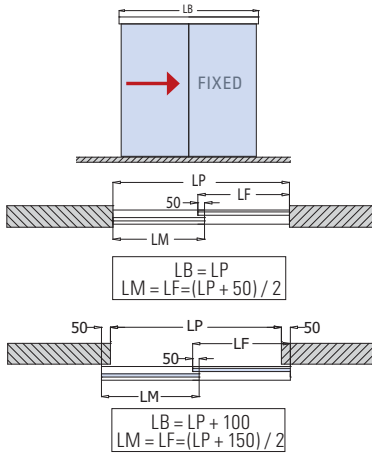
BRIXIA HEAVY (OPTIONAL SOFT-CLOSE)

V-1863



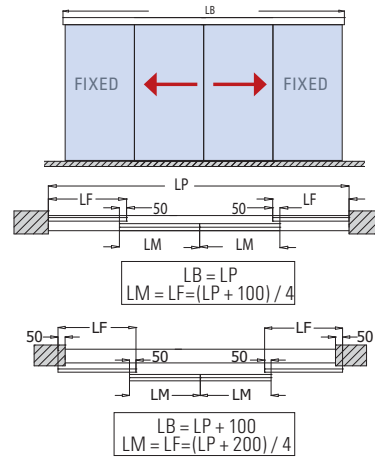
V-1863 SET 1

- Set per 1 anta scorrevole e vetro fisso, fissaggio a soffitto o a parete
- Sliding door set with fixed panel, ceiling or wall installation
- Schiebetürset für 1 flg mit Seitenteil, Deckenmontage- Wandmontage

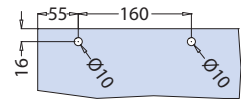


V-1863 SET 2

- Set per 2 ante scorrevole e vetri fissi, fissaggio a parete / soffitto
- Sliding doors set with fixed panel, wall/ ceiling installation
- Schiebetürset für 2 flg mit Seitenteil, Wand-Deckenmontage




LAVORAZIONE VETRO GLASS PREPARATION GLASBEARBEITUNG



- ATTENZIONE: Con fori di sicurezza l'anta minima con soft close aumenta di 100 mm
- WARNING: With optional security holes min. panel's width soft-close must be increased of 100mm
- ACHTUNG: Wenn Sicherheitsbohrungen und Soft-close eingesetzt werden, muss die Mindestbreite um 100mm verlängert werden

xme425eNEW

COMPONENTI | COMPONENTS | EINZELTEILE ▶ 21

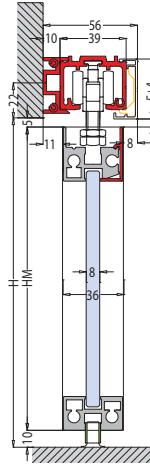
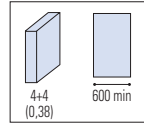


Cod.	Fin. Fin. Oberf.	V-1863 SET 1 FIX	V-1863 SET 1 MIS	V-1863 SET 2 FIX	V-1863 SET 2 MIS
V-1860	LB=2000 LB=3000 LB=4000 LB=6000	AN	1	-	-
V-1860-MIS	LB= 1500→6000	AN	-	1	1
V-1834	LB=2000 LB=3000 LB=4000 LB=6000	AN	1	-	-
V-1834-MIS	LB= 1500→6000	AN	-	1	1
V-1821	LB=2000 LB=3000 LB=4000 LB=6000	AN	1	-	-
V-1821-MIS	LB= 1500→6000	AN	-	1	1
V-1862	-	-	1	1	2
V-1867 Staffa Bracket Winkelverbinder (OPTIONAL)	-	-	1 x 400 mm	1 x 400 mm	1 x 400 mm
V-1824-70 Soft-close (OPTIONAL)	-	-	(1) (2)	(1) (2)	(2) (4)
V-1824-50 Soft-close (OPTIONAL)	-	-	(1) (2)	(1) (2)	(2) (4)
V-1865 (OPTIONAL)	-	AN	(1)	(1)	(1)
V-012	-	AN	1	1	2

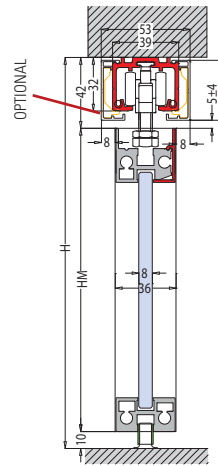


BRIXIA (OPTIONAL SOFT-CLOSE)

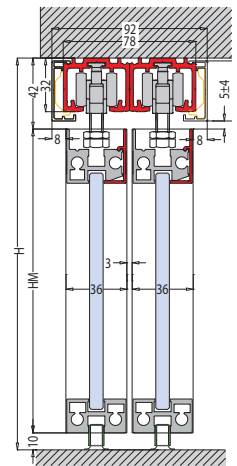
PO-290



HA = H - 15



HA = H - 52

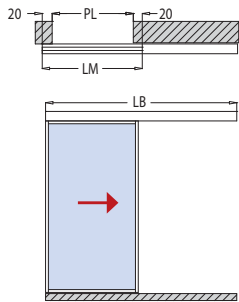


HA = H - 52

PO-290-BRIXIA SET 1

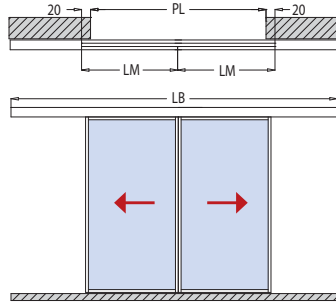
PO-290-BRIXIA SET 2

PO-290-BRIXIA SET 5



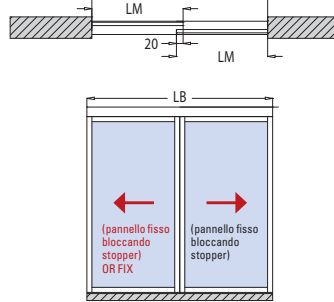
$$LB = LP \times 2 + 150$$

$$LM = LP + 40$$



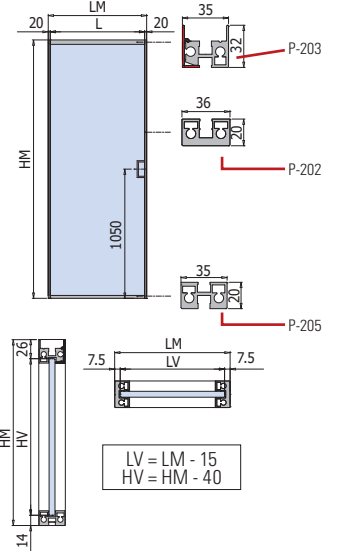
$$LB = LP \times 2 + 100$$

$$LM = (LP + 40) / 2$$



$$LB = LP$$

$$LM = (LP + 20) / 2$$

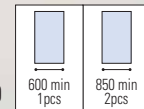


xme425h/xme425g

COMPONENTI | COMPONENTS | EINZELTEILE ► 21



V-1824-70 (OPTIONAL)-KG70
V-1824-50 (OPTIONAL)-KG50



Cod.	Fin. Fin. Oberf.	PO-290-BRIXIA SET 1 FIX	PO-290-BRIXIA SET 1 MIS	PO-290-BRIXIA SET 2 FIX	PO-290-BRIXIA SET 2 MIS	PO-290-BRIXIA SET 5 FIX	PO-290-BRIXIA SET 5 MIS
V-1860 LB=2000 LB=3000 LB=4000 LB=6000	AN	1	-	1	-	2	-
V-1860-MIS LB= 1500→6000	AN	-	1	-	1	-	2
V-1829 LB=2000 LB=3000 LB=4000 LB=6000	AN	1	-	1	-	2	-
V-1829-MIS LB= 1500→6000	AN	-	1	-	1	-	2
V-1827 LB=2000 LB=3000 LB=4000 LB=6000	AN	1	-	1	-	-	-
V-1827-MIS LB= 1500→6000	AN	-	1	-	1	-	2
PO-290 - BRIXIA Profili per anta intelaiata / Profiles for aluminium panel / Flügelrahmen aus Aluminium	AN	1	1	2	2	2	2
V-1824-70 Soft-close (OPTIONAL)	-	(1) (2)	(1) (2)	(2) (4)	(2) (4)	(2) (4)	(2) (4)
V-1824-50 Soft-close (OPTIONAL)	-	(1) (2)	(1) (2)	(2) (4)	(2) (4)	(2) (4)	(2) (4)
V-1818 Tappi / Endcaps / Endkappe	AN	1	1	-	-	-	-

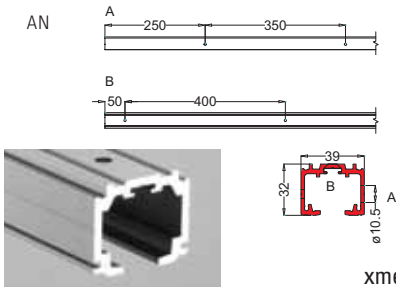
BRIXIA HEAVY V-1860 | V-1863 | PO-290

COMPONENTI | COMPONENTS | EINZELTEILE

A SISTEMI SCORREVOLI
SLIDING DOOR SYSTEMS

V-1860

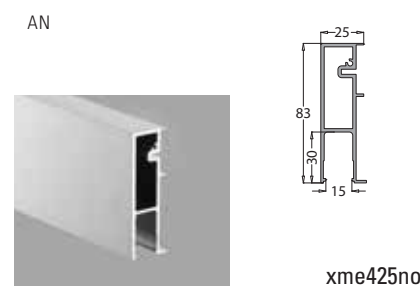
- Binario Scorrevole BRIXIA HEAVY
- Track profile BRIXIA HEAVY
- Laufschiennenprofil BRIXIA HEAVY



xme425i

V-1834

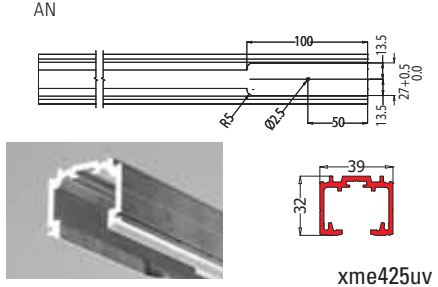
- Profilo per vetro fisso BRIXIA HEAVY
- Side panel profile BRIXIA HEAVY
- Seitenteilprofil BRIXIA HEAVY



xme425no

V-1815

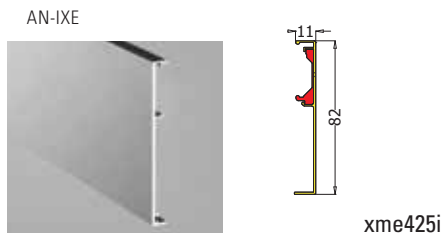
- Binario Scorrevole BRIXIA con fresatura per Soft-close
- Track profile BRIXIA with opening for Soft-close
- Laufschiennenprofil BRIXIA mit Öffnung für Soft-close



xme425uv

V-1821

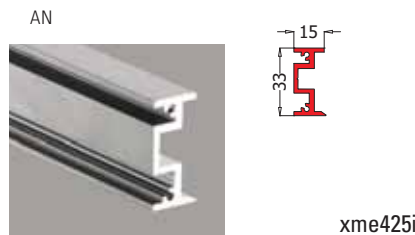
- Velella per binario V-1860
- Cover profile for Track profile V-1860
- Abdeckung für Laufschiene V-1860



xme425i

V-1827

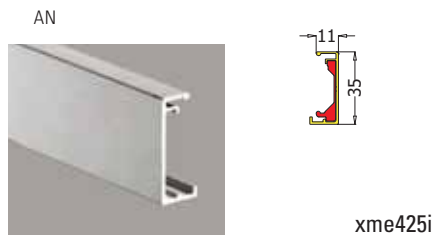
- Profilo distanziale a muro per binario V-1860
- Wall profile for track profile V-1860
- Wandprofil für Laufschiene V-1860



xme425i

V-1829

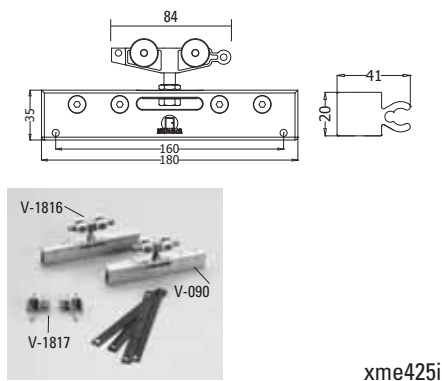
- Velella per binario V-1860
- Cover profile for Track profile V-1860
- Abdeckung für Laufschiene V-1860



xme425i

V-1862

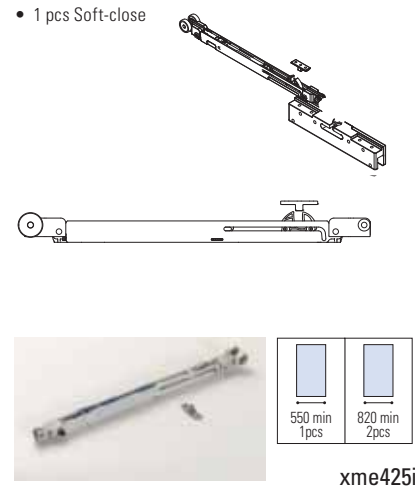
- Set accessori per 1 anta scorrevole composto da 2 carrelli, morsetti per vetro 8-10 mm. 2 stoppers.
- Accessories set for 1 sliding panel consisting of N°2 trolley hangers with clamp carriage for 8/10 mm glass. N°2 endstops.
- Zubehör für 1 Schiebetür bestehend aus: N°2 Klemm - Laufwagen für 8/10 mm Glas. N°2 Stopper.



xme425i

V-1824-70 Kg V-1824-50 Kg

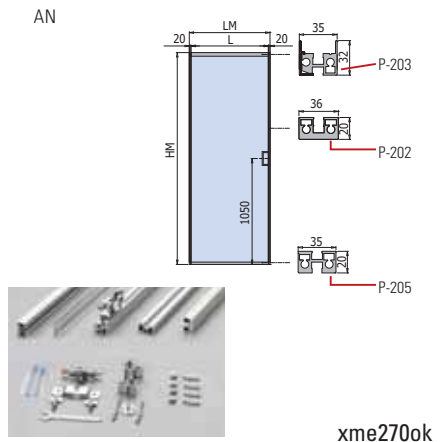
- 1 pcs Soft-close



xme425i

PO-290-BRIXIA

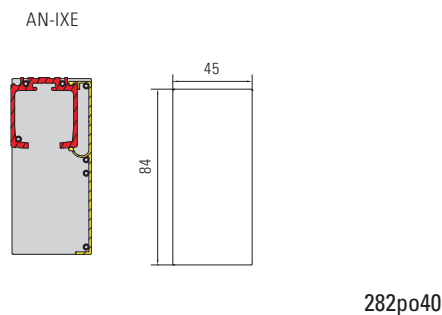
- Profili per anta intaiata con carrelli e stopper.
- Profiles for aluminium panel with carriages and stoppers.
- Flügelrahmen aus Aluminium mit Laufwagen und stoppers.



xme270ok

V-1868

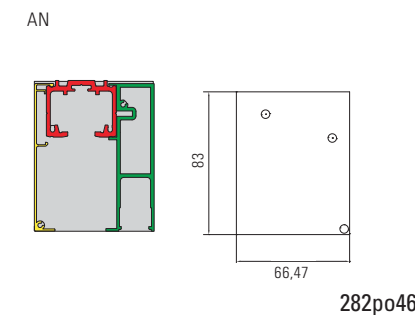
- Paio tappi finali per binario V-1860
- Pair endcaps for track profile V-1860
- Paar Endkappe für Laufschiennenprofil V-1860



282po40

V-1865

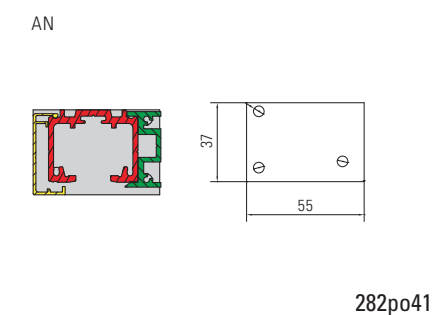
- Paio tappi finali per sistema V-1863
- Pair endcaps for system V-1863
- Paar Endkappe für System V-1863



282po46

V-1818-P

- Paio tappi finali per sistema PO-290-BRIXIA
- Pair endcaps for system PO-290-BRIXIA
- Paar Endkappe für System PO-290-BRIXIA

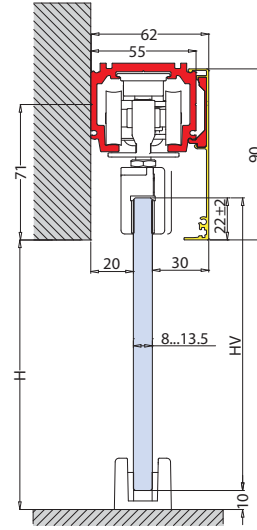
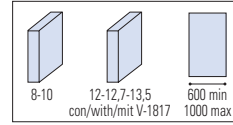


282po41

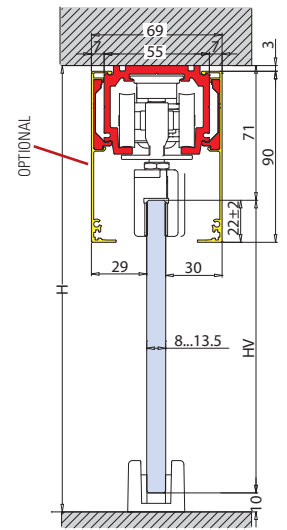


BRIXIA 140 (OPTIONAL SOFT-CLOSE)

V-1890



$$HV = H + 12$$



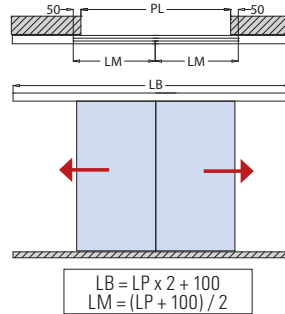
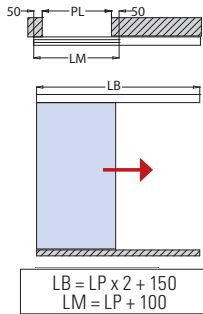
$$HV = H - 81$$

V-1890 SET 1

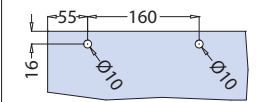
- Set per 1 anta scorrevole, fissaggio a parete/soffitto (solo 1 veletta inclusa)
- Sliding door set, wall/ceiling installation (only 1 cover included)
- Schiebetürset für 1 flg. Wand-Deckenmontage (nur 1 Abdeckung enthalten)

V-1890 SET 2

- Set per 2 ante scorrevoli, fissaggio a parete/soffitto (solo 1 veletta inclusa)
- Sliding doors set, wall/ceiling installation (only 1 cover included)
- Schiebetürset für 2 flg. Wand-Deckenmontage (nur 1 Abdeckung enthalten)



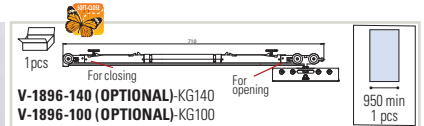
LAVORAZIONE VETRO GLASS PREPARATION GLASBEARBEITUNG



- ATTENZIONE: Con fori di sicurezza l'anta minima con soft close aumenta di 100 mm
- WARNING: With optional security holes min. panel's width soft-close must be increased of 100mm
- ACHTUNG: Wenn Sicherheitsbohrungen und Soft-close eingesetzt werden, muss die Mindestbreite um 100mm verlängert werden

xme431a

COMPONENTI | COMPONENTS | EINZELTEILE ► 24

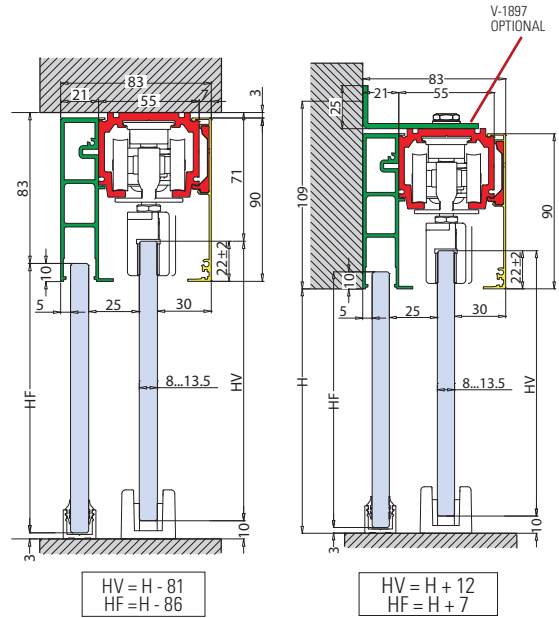
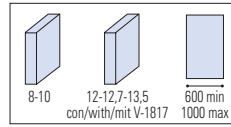


Cod.	Fin. Fin. Oberf.	V-1890 SET 1 FIX	V-1890 SET 1 MIS	V-1890 SET 2 FIX	V-1890 SET 2 MIS
V-1890 LB=2000 LB=3000 LB=4000 LB=6000	AN	1	—	1	—
V-1890-MIS LB= 1500→6000	AN	—	1	—	1
V-1632 LB=2000 LB=3000 LB=4000 LB=6000	AN/IXE	1	—	1	—
V-1632-MIS LB= 1500→6000	AN/IXE	—	1	—	1
V-1892	—	1	1	2	2
V-1896-140 Soft-close (OPTIONAL)	—	(1)	(1)	(2)	(2)
V-1896-100 Soft-close (OPTIONAL)	—	(1)	(1)	(2)	(2)
V-1824-140 Soft-close (OPTIONAL)	—	(1) (2)	(1) (2)	(2) (4)	(2) (4)
V-1824-100 Soft-close (OPTIONAL)	—	(1) (2)	(1) (2)	(2) (4)	(2) (4)
V-1898	AN	1	1	1	1
V-012	AN/IXE	1	1	2	2



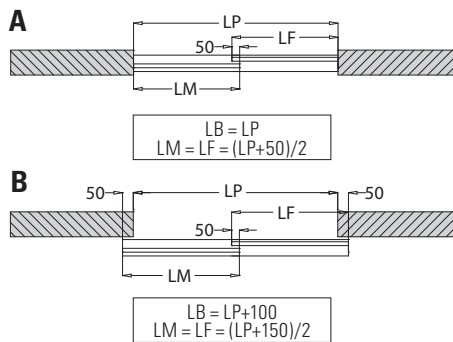
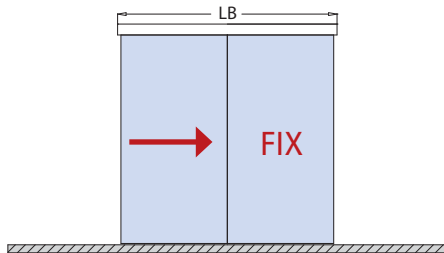
BRIXIA 140 (OPTIONAL SOFT-CLOSE)

V-1893

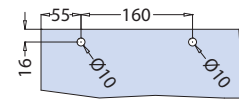


V-1893 SET 1

- Set per 1 anta scorrevole e vetro fisso, fissaggio a parete/soffitto
- Sliding door set with fixed panel, wall/ceiling installation
- Schiebetürset für 1 flg mit Seitenteil, Wand-Deckenmontage




LAVORAZIONE VETRO GLASS PREPARATION GLASBEARBEITUNG



- **ATTENZIONE:** Con fori di sicurezza l'anta minima con soft close aumenta di 100 mm
- **WARNING:** With optional security holes min. panel's width soft-close must be increased of 100mm
- **ACHTUNG:** Wenn Sicherheitsbohrungen und Soft-close eingesetzt werden, muss die Mindestbreite um 100mm verlängert werden

xme431b

COMPONENTI | COMPONENTS | EINZELTEILE ▶ 24



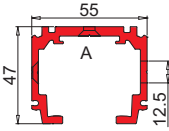

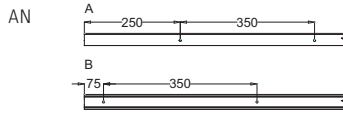
Cod.	Fin. Fin. Oberf.	V-1893 SET 1 FIX	V-1893 SET 1 MIS	V-1893 SET 2 FIX	V-1893 SET 2 MIS
V-1890 LB=2000 LB=3000 LB=4000 LB=6000	AN	1	—	1	—
V-1890-MIS LB= 1500→6000	AN	—	1	—	1
V-1632 LB=2000 LB=3000 LB=4000 LB=6000	AN/IXE	1	—	1	—
V-1632-MIS LB= 1500→6000	AN/IXE	—	1	—	1
V-1894 LB=2000 LB=3000 LB=4000 LB=6000	AN	1	—	1	—
V-1894-MIS LB= 1500→6000	AN	—	1	—	1
V-1892	—	1	1	2	2
V-1896-140 Soft-close (OPTIONAL)	—	(1)	(1)	(2)	(2)
V-1896-100 Soft-close (OPTIONAL)	—	(1)	(1)	(2)	(2)
V-1824-140 Soft-close (OPTIONAL)	—	(1) (2)	(1) (2)	(2) (4)	(2) (4)
V-1824-100 Soft-close (OPTIONAL)	—	(1) (2)	(1) (2)	(2) (4)	(2) (4)
V-1899	AN	1	1	1	1
V-012	AN/IXE	1	1	2	2
V-1897 Staffa Bracket Winkelverbinder (OPTIONAL)		1 x 400 mm	1 x 400 mm	1 x 400 mm	1 x 400 mm

BRIXIA 140Kg V-1890 | V-1893

COMPONENTI | COMPONENTS | EINZELTEILE

V-1890

- Binario Scorrevole BRIXIA 140
- Track profile BRIXIA 140
- Laufschiennenprofil BRIXIA 140



xme431c

V-1632

- Velella per binario V-1890
- Cover profile for Track profile V-1890
- Abdeckung für Laufschiene V-1890

AN

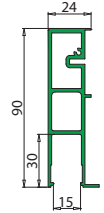


xme431c

V-1894

- Profilo per vetro fisso BRIXIA 140
- Side panel profile BRIXIA 140
- Seitenteilprofil BRIXIA 140

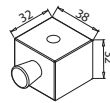
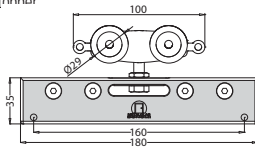
AN



xme431c

V-1892

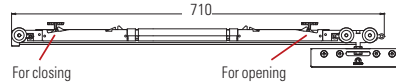
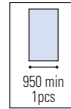
- Set accessori per 1 anta scorrevole composto da 2 carrelli, morsetti per vetro 8-10 mm. 2 stoppers.
- Accessories set for 1 sliding panel consisting of N°2 trolley hangers with clamp carriage for 8/10 mm glass. N°2 endstops.
- Zubehör für 1 Schiebetür bestehend aus: N°2 Klemm - Laufwagen für 8/10 mm Glas. N°2 Stoppbar



xme431c

V-1896-140 V-1896-100

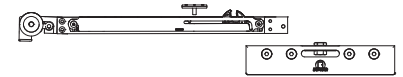
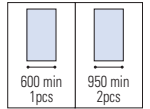
- 1 pcs soft-close double



xme431c

V-1824-70 Kg V-1824-50 Kg

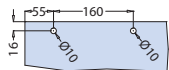
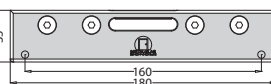
- 1 pcs Soft-close



xme431c

V-090

- Pinza
- Clamp
- Klemmschuh



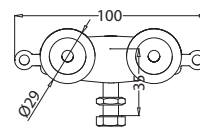
- Fori optional
- Holes optional
- Bohrungen Optional



xme425d / xme431c

V-1895

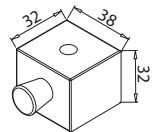
- Carrello Brixia 140Kg
- Carrier Brixia 140Kg
- Laufwagen Brixia 140Kg



xme425i

V-1891

- Stoppers Brixia 140Kg

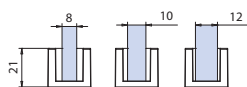
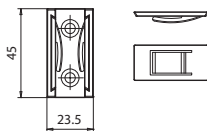


2 pcs

xme425c

V-012-EVO

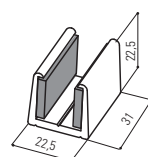

- Guida a pavimento per pannello in legno.
- Floor guide for sliding wooden panel.
- Schiebetüren aus Holz.



v-012new

V-012

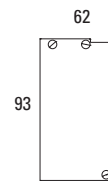
- Guida a pavimento per scorrevole con feltrini per vetro 8 e 10 mm.
- Floor guide with felt strips for glass sliding door a 8 and 10mm.
- Bodenführung mit Filzgleiter für Glas 8 und 10 mm.



v-012

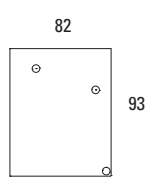
V-1898


- Paio tappi finali per sistema V-1890
- Pair endcaps for system V-1890
- Paar Endkappe für System V-1890



V-1899

- Paio tappi finali per sistema V-1893
- Pair endcaps for system V-1893
- Paar Endkappe für System V-1893



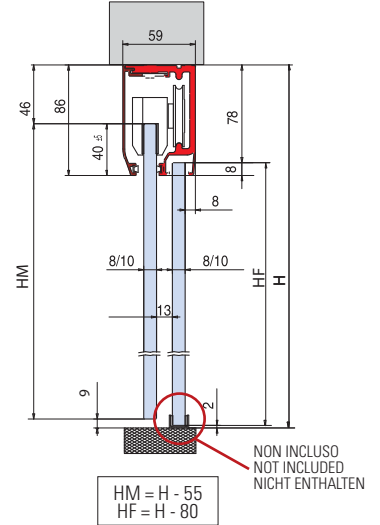
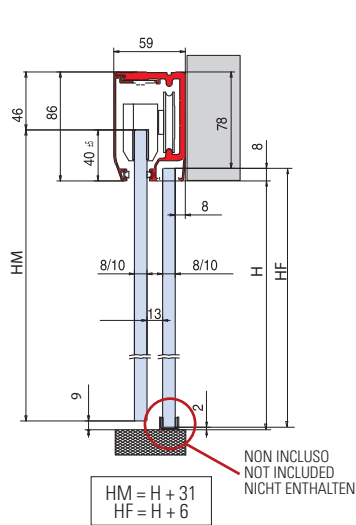
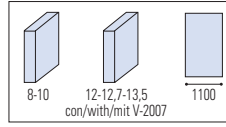


BRIXIA 140
V-1890
► 22



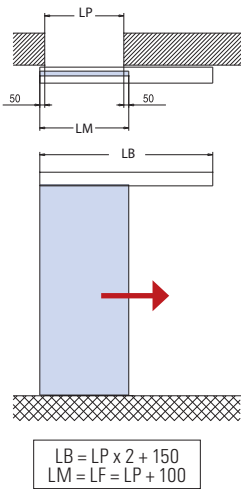
SESAMO

V-2000



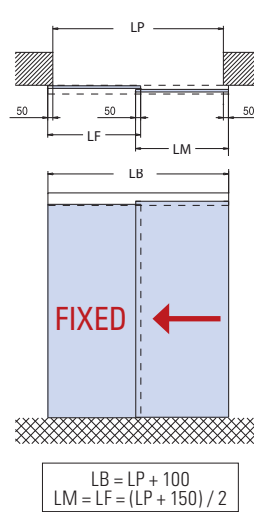
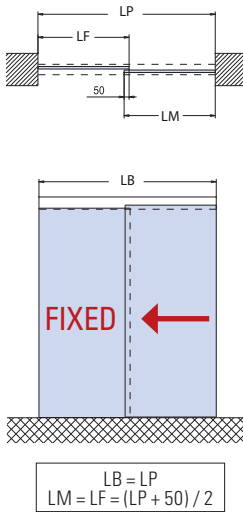
V-2000 SET 1

- Set per 1 anta scorrevole, fissaggio a parete/soffitto
- Sliding door set, wall/ceiling installation
- Schiebetürset für 1 flg, Wand-Deckenmontage

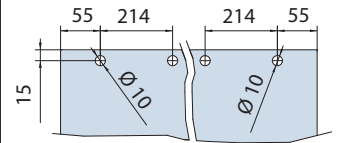


V-2000 SET 3

- Set per 1 anta scorrevole e vetro fisso, fissaggio a parete/soffitto
- Sliding door set with fixed panel, wall/ceiling installation
- Schiebetürset für 1 flg mit Seitenteil, Wand-Deckenmontage



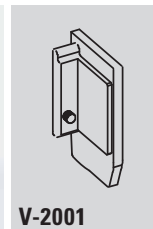
LAVORAZIONE VETRO GLASS PREPARATION GLASBEARBEITUNG



- Fori optional
- Holes optional
- Bohrungen Optional

xla50 / pla169x2

COMPONENTI | COMPONENTS | EINZELTEILE



Cod.	Fin. Fin. Oberf.	V-2000 SET 1 FIX	V-2000 SET 1-MIS	V-2000 SET 3 FIX	V-2000 SET 3-MIS
V-2000 L=2000 L=3000 L=4000 L=5000	AN	1	-	1	-
V-2000-MIS L=1500 → 6000	AN	-	1	-	1
V-2002	-	1	1	1	1
V-012	AN	1	1	1	1
V-2001	AN	1	1	(1) (OPTIONAL)	(1) (OPTIONAL)

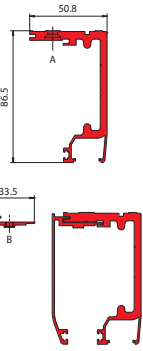
SESAMO V-2000

COMPONENTI | COMPONENTS | EINZELTEILE

V-2000

- Binario Sesamo
- Track profile Sesamo
- Laufschiene Sesamo

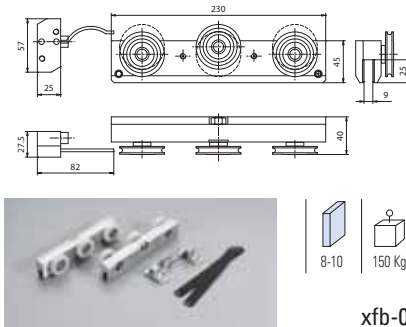
AN



xfb-074

V-2002

- Set carrelli con pinze e stopper per 1 anta scorrevole
- Set roller carriers and stoppers for 1 panel
- Set Klemm-Laufwagen und stopper für 1 Flügel

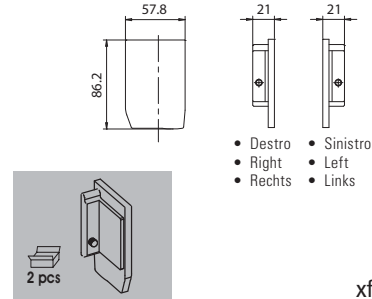


xfb-074

V-2001

- Paio tappi finali in alluminio per guida a scorrimento V-2000.
- Pair aluminium endcaps for track profile V-2000.
- Paar Endkappen aus Aluminium für Laufschiene V-2000.

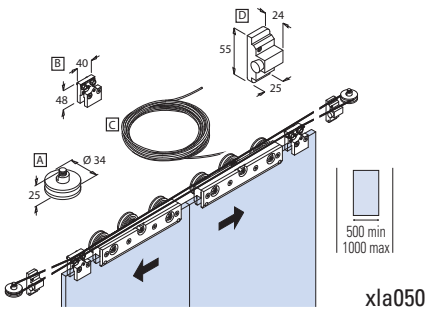
AN



xfb-074

V-2010

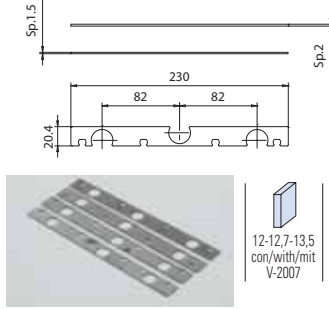
- Set per la chiusura simultanea di due ante scorrevoli per il sistema Sesamo V-2000.
- Set for 2-panel synchronously opening system for Sesamo V-2000.
- Set für 2-flügelige synchron öffnende Schiebetüren für Sesamo V-2000.



xla050

V-2007

- Set per spessori vetro 12 - 12,7 - 13,5 (per 2 pinze V-2002).
- Set spacers for glass thickness 12 - 12,7 - 13,5 (for 2 clamps V-2002).
- Set distanzscheiben für Glasdicke 12 - 12,7 - 13,5 (für 2 Klemm-Laufwagen V-2002).




xfb-074

V-2015

- Canalina per vetro fisso (non compresa nel V-2000) - sfusa, compresa di guarnizioni.
- U-channel for fixed panel(not included in V-2000) - complete with gaskets.
- U-profil mit Dichtungen für Seitenteil (nicht enthalten in V-2000) Oberfläche: ev1.

AN



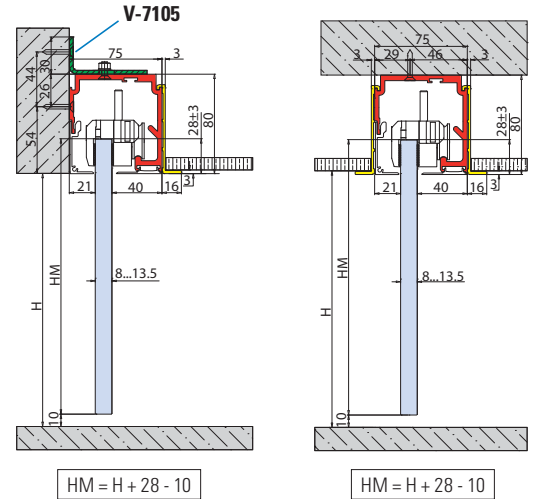
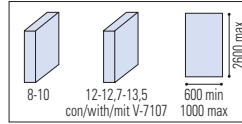
v-2015





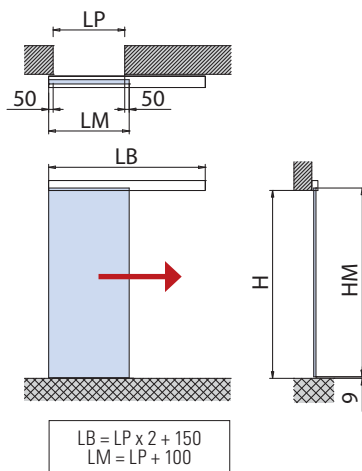
INVISIBLE (OPTIONAL SOFT-CLOSE)

V-7100



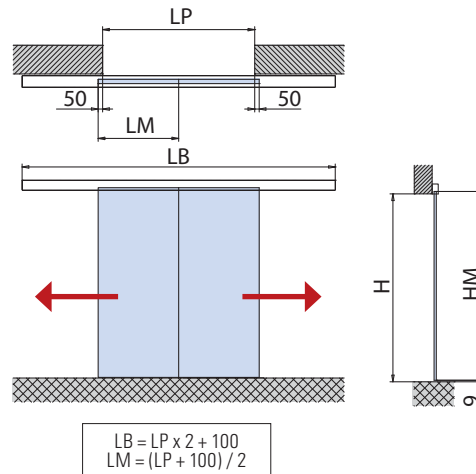
V-7100 SET 1

- Set per 1 anta scorrevole, fissaggio a parete/soffitto
- Sliding door set, wall/ceiling installation
- Schiebetürset für 1 flg, Wand-Deckenmontage

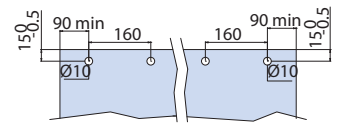


V-7100 SET 2

- Set per 2 ante scorrevoli, fissaggio a parete/soffitto
- Sliding doors set, wall/ceiling installation
- Schiebetürset für 2 flg, Wand-Deckenmontage



LAVORAZIONE VETRO GLASS PREPARATION GLASBEARBEITUNG



- Fori optional
- Holes optional
- Bohrungen Optional

xme346

COMPONENTI | COMPONENTS | EINZELTEILE ▶ 30

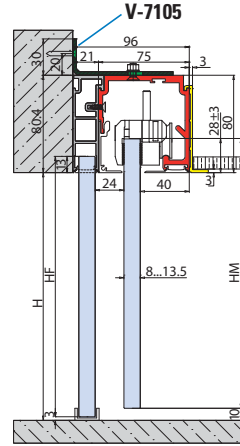
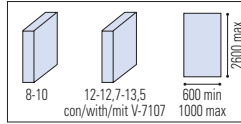


Cod.	Fin. Fin. Oberf.	V-7100 SET 1 FIX	V-7100 SET 1-MIS	V-7100 SET 2 FIX	V-7100 SET 2-MIS
V-7101 L=2000 L=3000 L=4000	-	1	-	1	-
V-7101-MIS L=1500 R 6000	-	-	1	-	1
V-7102	-	1	1	2	2
V-012-INS	AN	1	1	2	2
V-7108 Soft-close (OPTIONAL)	-	(1)	(1)	(2)	(2)
V-7105 Staffa Bracket Winkelverbinder (OPTIONAL)	-	(1 x 400 mm)	(1 x 400 mm)	(1 x 400 mm)	(1 x 400 mm)



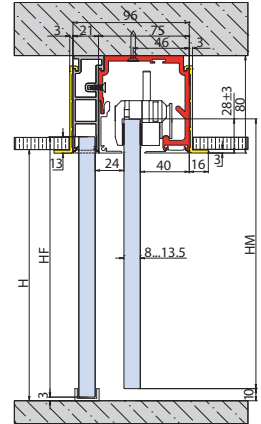
INVISIBILE (OPTIONAL SOFT-CLOSE)

V-7103



$$HM = H + 28 - 10$$

$$HF = H + 13 - 3$$

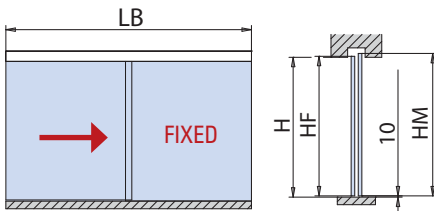
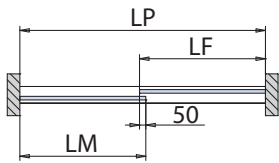


$$HM = H + 28 - 10$$

$$HF = H + 13 - 3$$

V-7103 SET 1

- Set per 1 anta scorrevole e vetro fisso, fissaggio a parete/soffitto
- Sliding door set with fixed panel, wall/ceiling installation
- Schiebetürset für 1 flg mit Seitenteil, Wand-Deckenmontage

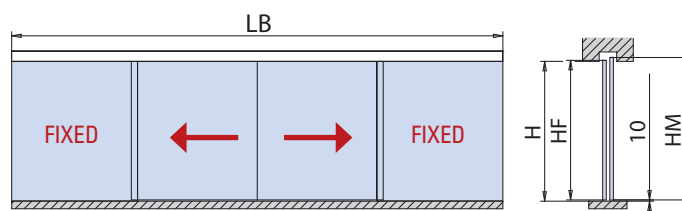
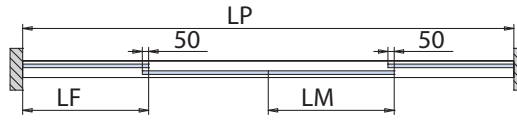


$$LB = LP$$

$$LM = LF = (LP + 50) / 2$$

V-7103 SET 2

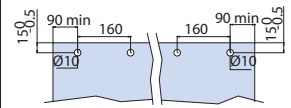
- Set per 2 ante scorrevole e vetri fissi, fissaggio a parete/soffitto
- Sliding doors set with fixed panels, wall/ceiling installation
- Schiebetürset für 2 flg mit Seitenteil, Wand-Deckenmontage



$$LB = LP$$

$$LM = LF = (LP + 100) / 4$$

LAVORAZIONE VETRO GLASS PREPARATION GLASBEARBEITUNG



- Fori optional
- Holes optional
- Bohrungen Optional

xme346

COMPONENTI | COMPONENTS | EINZELTEILE ▶ 30

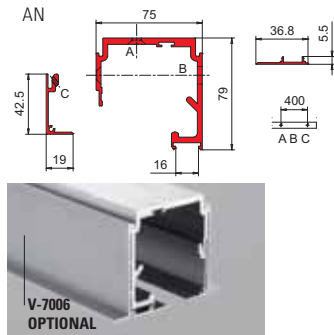


Cod.	Fin. Fin. Oberf.	V-7103 SET 1 FIX	V-7103 SET 1-MIS	V-7103 SET 2 FIX	V-7103 SET 2-MIS
V-7101 L=2000 L=3000 L=4000	-	1	-	1	-
V-7101-MIS L=1500 R 6000	-	-	1	-	1
V-7104 L=2000 L=3000 L=4000	-	1	-	1	-
V-7104-MIS L=1500 R 6000	-	-	1	-	1
V-7102	-	1	1	2	2
V-012-INS	AN	1	1	2	2
V-7108 Soft-close (OPTIONAL)	-	(1)	(1)	(2)	(2)
V-7105 Staffa Bracket Winkelverbinder (OPTIONAL)	-	(1 x 400 mm)	(1 x 400 mm)	(1 x 400 mm)	(1 x 400 mm)

INVISIBILE V-7100 | V-7103 COMPONENTI | COMPONENTS | EINZELTEILE

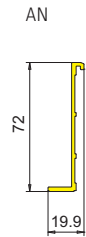
V-7101

- Binario Invisibile
- Track profile Invisible
- Laufschiene Invisible



V-7006-CF2

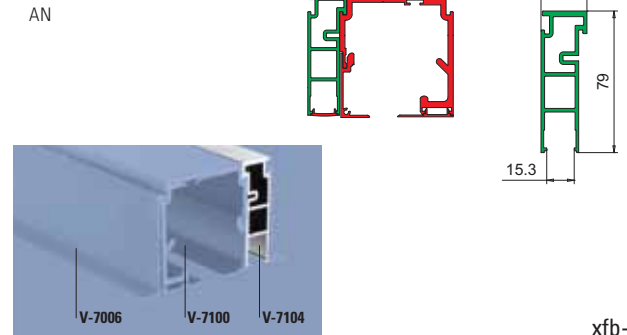
- Profilo per V-7101 con appoggio per controsoffitto.
- Profile for V-7101 with support for suspended ceiling.
- Profil für V-7101 mit Auflage für Abgehängter Decke.



xfb-069

V-7104

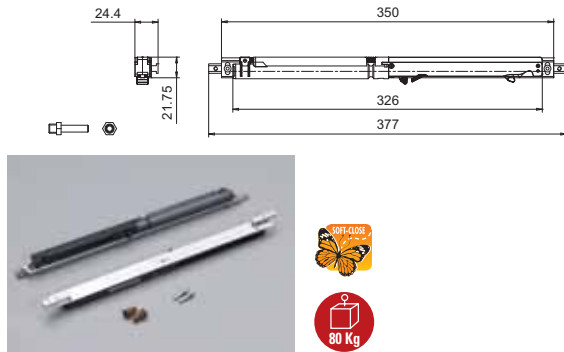
- Profilo per vetro fisso per V-7101
- Side panel profile for V-7101
- Seitenteilprofil für V-7101



xfb-069

V-7108

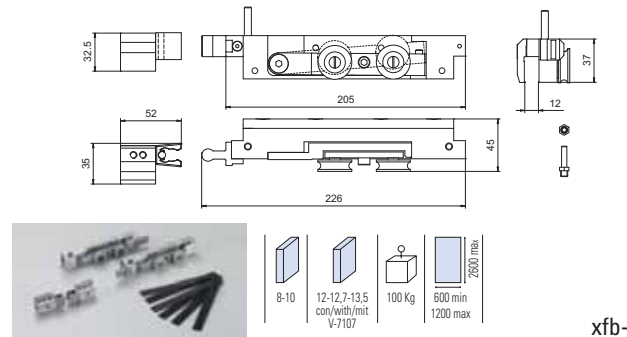
- Optional Soft-close.



xfb-069

V-7102

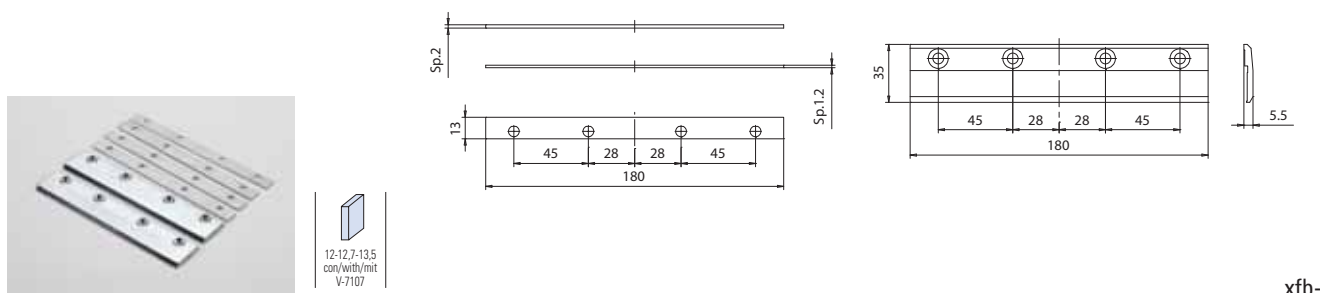
- Set carrelli con pinze e stopper per 1 anta scorrevole
- Set roller carriers and stoppers for 1 panel
- Set Klemm-Laufwagen und stopper für 1 Flügel



xfb-069

V-7107

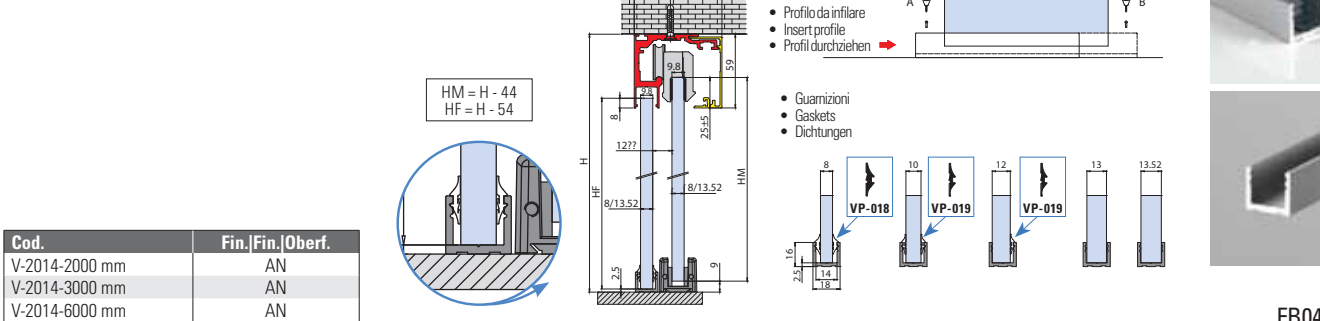
- Set per spessori vetro 12 - 12,7 - 13,5 (per 2 pinze V-7102).
- Set spacers for glass thickness 12 - 12,7 - 13,5 (for 2 clamps V-7102).
- Set distanzscheiben für Glasdicke 12 - 12,7 - 13,5 (für 2 Klemm-Laufwagen V-7102).



xfb-069

V-2014

- Canalina per vetro fisso escluso guarnizioni.
- U channel for fixed panel, gaskets not included.
- U Profil für Seitenteil Dichtungen nicht inkl.



Cod.	Fin. Fin. Oberf.
V-2014-2000 mm	AN
V-2014-3000 mm	AN
V-2014-6000 mm	AN

FB044-E

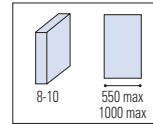


**INVISIBILE
V-7100**
▶ 28

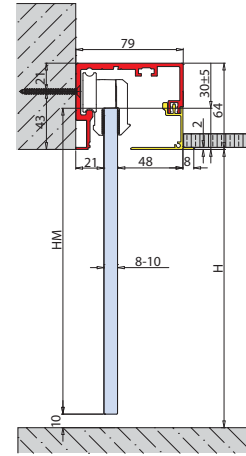
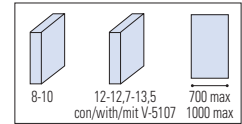


INVISIBLE EVOLUTION (OPTIONAL SOFT-CLOSE)

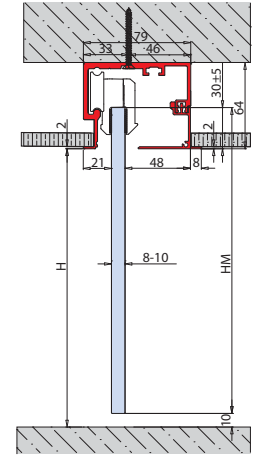
V-7150



V-7160



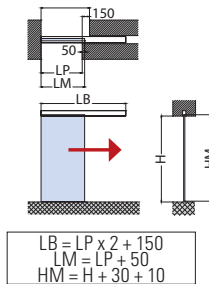
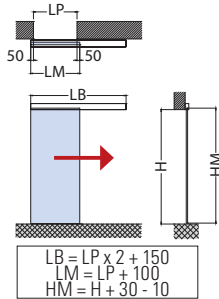
$$HM = H + 30 - 10$$



$$HM = H + 30 - 10$$

V-7150 | V-7160 SET 1

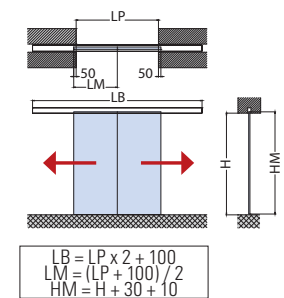
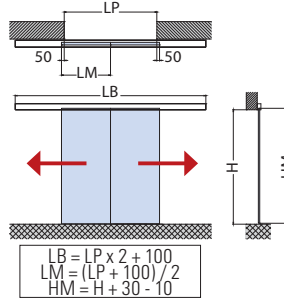
- Set per 1 anta scorrevole, fissaggio a parete/soffitto
- Sliding door set, wall/ceiling installation
- Schiebetürset für 1 flg, Wand-Deckenmontage



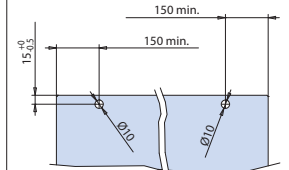
ATTENZIONE! Per montaggio vetro in nicchia è necessaria preparazione spalle sfasate.
ATTENTION! For glass installation in the niche, the walls must be prepared off line like drawing.
ACHTUNG! Für die Glasmontage muss eine Wandseite gekürzt werden.

V-7150 | V-7160 SET 2

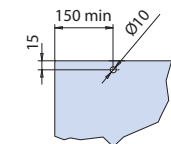
- Set per 2 ante scorrevoli, fissaggio a parete/soffitto
- Sliding doors set, wall/ceiling installation
- Schiebetürset für 2 flg, Wand-Deckenmontage



LAVORAZIONE VETRO GLASS PREPARATION GLASBEARBEITUNG




- Fori optional per V-5102
- Holes optional for V-5102
- Bohrungen Optional für V-5102



- Foro optional per V-5152
- Hole optional for V-5152
- Bohrung Optional für V-5152

xme427a

COMPONENTI | COMPONENTS | EINZELTEILE ▶ 34

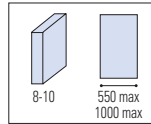


Cod.	Fin. Fin. Oberf.	V-7150 V-7160 SET 1 FIX	V-7150 V-7160 SET 1 MIS	V-7150 V-7160 SET 2 FIX	V-7150 V-7160 SET 2 MIS
V-7150 LB=2000 LB=3000 LB=4000 LB=6000	AN	1	—	1	—
V-7150-MIS LB= 1500→6000	AN	—	1	—	1
V-5152 (per/for/für V-7150) V-5102 (per/for/für V-7160)	—	1	1	2	2
V-5406 Soft-close (OPTIONAL)	—	(1)	(1)	(2)	(2)
V-012-INS	AN	1	1	2	2

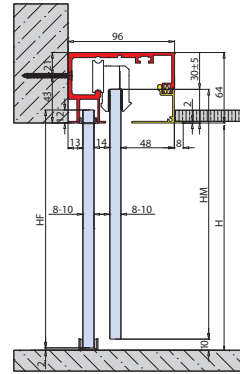
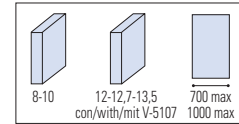


INVISIBLE EVOLUTION (OPTIONAL SOFT-CLOSE)

V-7153

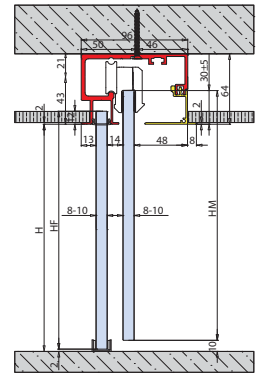


V-7163



$$HM = H + 30 - 10$$

$$HF = H + 12 - 2$$



$$HM = H + 30 - 10$$

$$HF = H + 12 - 2$$

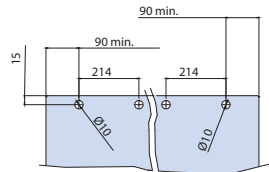
V-7153 | V-7163 SET 1

- Set per 1 anta scorrevole e vetro fisso, fissaggio a parete/soffitto
- Sliding door set with fixed panel, wall/ceiling installation
- Schiebetürset für 1 flg mit Seitenteil, Wand-Deckenmontage

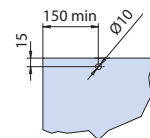
V-7153 | V-7163 SET 2

- Set per 2 ante scorrevole e vetri fissi, fissaggio a parete/soffitto
- Sliding doors set with fixed panels, wall/ceiling installation
- Schiebetürset für 2 flg mit Seitenteil, Wand-Deckenmontage

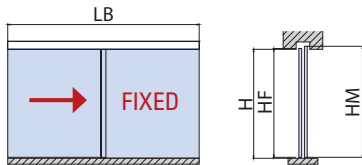
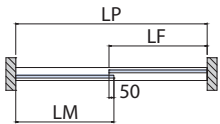
LAVORAZIONE VETRO GLASS PREPARATION GLASBEARBEITUNG



- Fori optional
- Holes optional
- Bohrungen Optional



- Foro optional per V-5152
- Hole optional for V-5152
- Bohrung Optional für V-5152

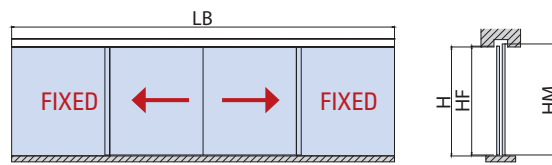
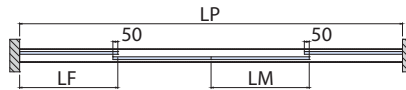


$$LB = LP$$

$$LM = LF = (LP + 50) / 2$$

$$HM = H + 30 - 10$$

$$HF = H + 12 - 2$$



$$LB = LP$$

$$LM = LF = (LP + 100) / 4$$

$$HM = H + 30 - 10$$

$$HF = H + 12 - 2$$

xme427b

COMPONENTI | COMPONENTS | EINZELTEILE ▶ 34



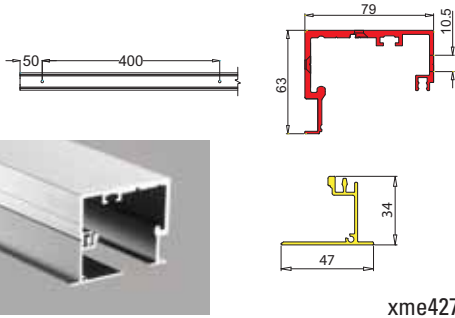
Cod.	Fin. Fin. Oberf.	V-7153 V-7163 SET 1 FIX	V-7153 V-7163 SET 1 MIS	V-7153 V-7163 SET 2 FIX	V-7153 V-7163 SET 2 MIS
V-7153 LB=2000 LB=3000 LB=4000 LB=6000	AN	1	—	1	—
V-7153-MIS LB= 1500→6000	AN	—	1	—	1
V-5152 (per/for/für V-7153) V-5102 (per/for/für V-7163)	—	1	1	2	2
V-5406 Soft-close (OPTIONAL)	—	(1)	(1)	(2)	(2)
V-012-INS	AN	1	1	2	2

INVISIBLE EVOLUTION - V-7150 | V-160 | V-7153 | V-7163

COMPONENTI | COMPONENTS | EINZELTEILE

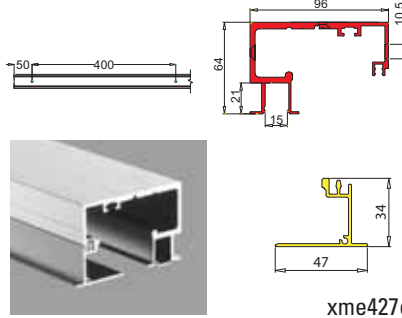
V-7150

- Binario Scorrevole INVISIBLE EVOLUTION
- Track profile INVISIBLE EVOLUTION
- Laufschieneprofil INVISIBLE EVOLUTION



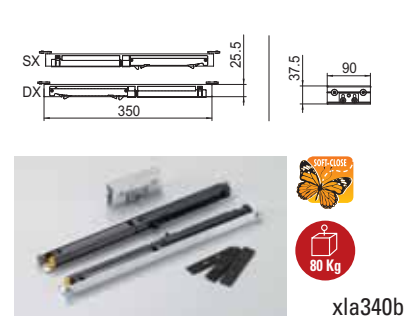
V-7153

- Binario Scorrevole INVISIBLE EVOLUTION con vetro fisso
- Track profile INVISIBLE EVOLUTION with fixed panel
- Laufschieneprofil INVISIBLE EVOLUTION mit Seitenteil



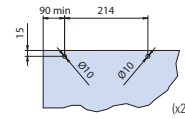
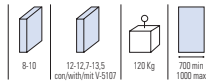
V-5406

- Set 2 stoppers Evolution Soft-close (per 1 anta)
- Set 2 stoppers Evolution Soft-close (for 1 sliding panel)
- Set 2 Stoppers Evolution Soft-close mit Selbstzug (für 1 Schiebetür)

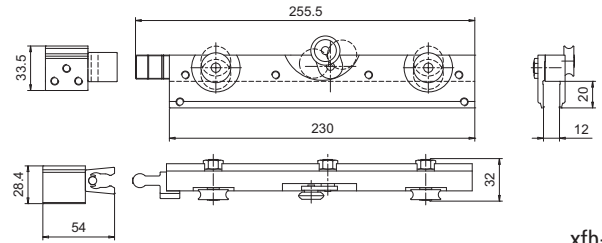


V-5102

- Set accessori per 1 anta scorrevole composto da: 2 carrelli, morsetti per vetro 8-10 mm. 2 stoppers.
- Accessories set for 1 sliding panel consisting of: N°2 trolley hangers with clamp carriage for 8/10 mm glass. N°2 endstops.
- Zubehör für 1 Schiebetür bestehend aus: N°2 Klemm - Laufwagen für 8/10 mm Glas. N°2 Stopper.



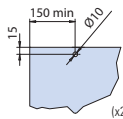
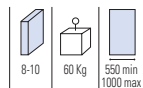
- Fori optional per V-5102
- Holes optional for V-5102
- Bohrungen Optional für V-5102



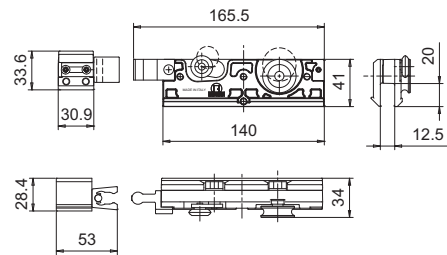
xfb-069

V-5152

- Set accessori per 1 anta scorrevole composto da 2 carrelli, morsetti per vetro 8-10 mm. 2 stoppers.
- Accessories set for 1 sliding panel consisting of N°2 trolley hangers with clamp carriage for 8/10 mm glass. N°2 endstops.
- Zubehör für 1 Schiebetür bestehend aus: N°2 Klemm - Laufwagen für 8/10 mm Glas. N°2 Stopper.



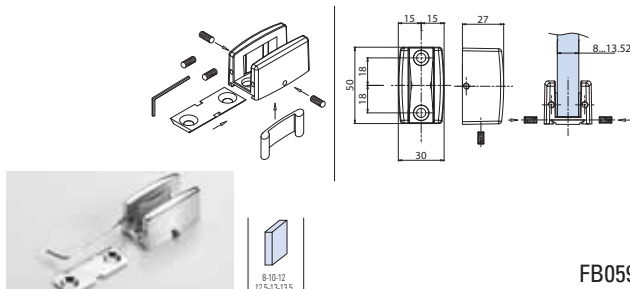
- Foro optional per V-5152
- Hole optional for V-5152
- Bohrung Optional für V-5152



xfb-069

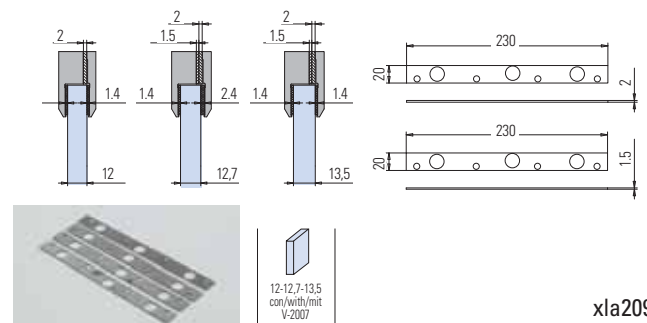
V-012-INS


- Guida a pavimento regolabile per vetro da 8 a 13,5 mm con piastrina di fissaggio a terra per un facile inserimento della guida, ideale per scorrevoli invisibili e Telescopici.
- Floor guide adjustable for glass from 8 to 13,5 mm. Perfect for invisible and Telescopic.
- Bodenführung verstellbar für Glas von 8 bis 13,5mm perfekt für invisible und Teleskop Schiebe-Systeme, dank der Befestigungsplatte einsetzbar.



V-5107

- Set per spessori vetro 12 - 12,7 - 13,5 (per 2 pinze V-5102).
- Set spacers for glass thickness 12 - 12,7 - 13,5 (for 2 clamps V-5102).
- Set distanzscheiben für Glasdicke 12 - 12,7 - 13,5 (für 2 Klemm-Laufwagen V-5102).



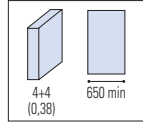


**INVISIBILE
EVOLUTION
V-7150**
▶ 32

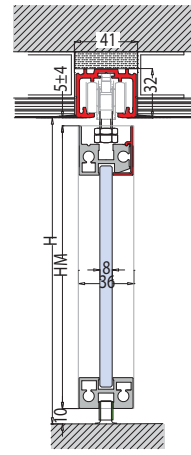


BRIXIA invisibile (OPTIONAL SOFT-CLOSE)

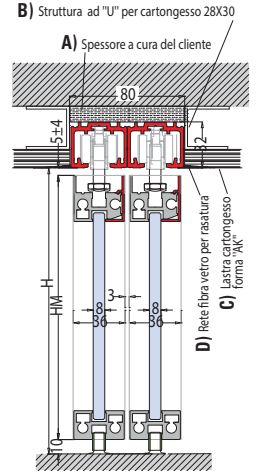
V-1815



- A)** Spessore a cura del cliente
Shim by the customer
Ausgleich bauseits
- B)** Struttura ad "U" per cartongesso 28x30
"U" Profile structure for plasterboard
"U" Profil Struktur fuer Gipskarton
- C)** Lastra cartongesso forma "AK"
Plasterboard sheet type "AK"
Gipskartonplatte Typ "AK"
- D)** Rete fibra vetro per rasatura
Fiberglass mesh for levelling
Fiberglas-Netz für die Verspachtelung

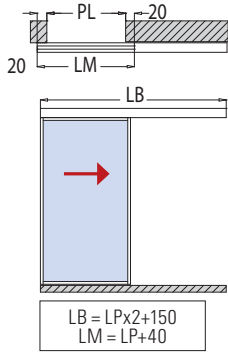


HA = H - 15



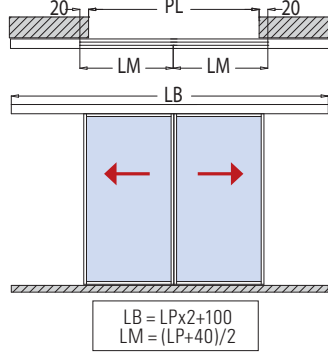
HA = H - 15

V-1815 SET 1 V-1815-F SET 1



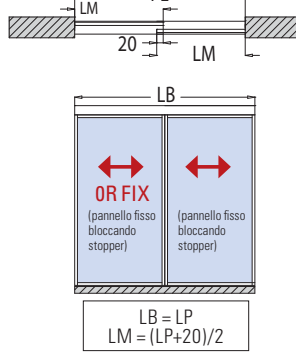
LB = LPx2+150
LM = LP+40

V-1815 SET 2 V-1815-F SET 2

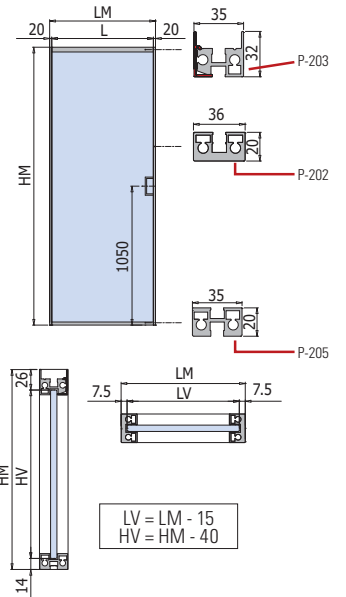


LB = LPx2+100
LM = (LP+40)/2

V-1815 SET 5 V-1815-F SET 5

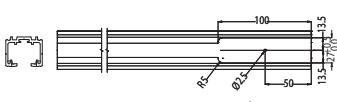


LB = LP
LM = (LP+20)/2

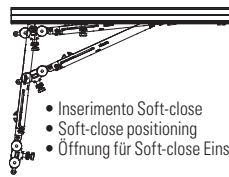


LV = LM - 15
HV = HM - 40


V-1815-F con/with/mit Soft-close



- Apertura
• Opening
• Öffnung



- Inserimento Soft-close
• Soft-close positioning
• Öffnung für Soft-close Einstellung




- Tappo
• Cap
• Kappe

xme425uv

COMPONENTI | COMPONENTS | EINZELTEILE ▶ 37



V-1860



V-1815



PO-290-BRIXIA



V-1824-70 M



F-007

Cod.	Fin. Fin. Oberf.	SET 1 FIX		SET 1-MIS		SET 2 FIX		SET 2-MIS		SET 5 FIX		SET 5-MIS		
		V-1815	V-1815-F	V-1815	V-1815-F	V-1815	V-1815-F	V-1815	V-1815-F	V-1815	V-1815-F	V-1815	V-1815-F	
V-1860	LB=2000 LB=3000 LB=4000 LB=6000	AN	1	-	-	-	1	-	-	-	2	-	-	
V-1860-MIS	LB= 1500→6000	AN	-	-	1	-	-	-	1	-	-	-	2	
V-1815OPTIONAL	LB=2000 LB=3000 LB=4000 LB=6000	AN	-	1	-	-	-	1	-	-	-	2	-	
V-1815-MIS OPTIONAL	LB= 1500→6000	AN	-	-	-	1	-	-	-	1	-	-	2	
PO-290 - BRIXIA	Profili per anta intelaiata / Profiles for aluminium panel / Flügelrahmen aus Aluminium	AN	1	1	1	1	2	2	2	2	2	2	2	
V-1824-70 M	Soft-close (OPTIONAL)	-	-	(1) (2)	-	(1) (2)	-	(2) (4)	-	(2) (4)	-	(2) (4)	-	(2) (4)

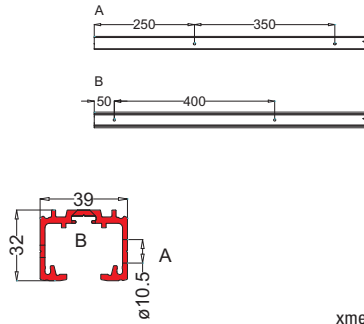

BRIXIA invisibile V-1815

COMPONENTI | COMPONENTS | EINZELTEILE

V-1860

- Binario Scorrevole BRIXIA HEAVY
- Track profile BRIXIA HEAVY
- Laufschienenprofil BRIXIA HEAVY

AN

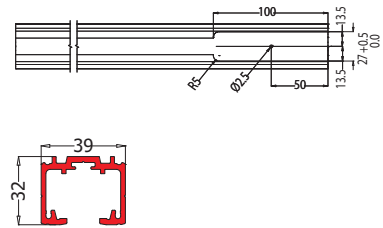



xme425i

V-1815

- Binario Scorrevole BRIXIA con fresatura per Soft-close
- Track profile BRIXIA with opening for Soft-close
- Laufschienenprofil BRIXIA mit Öffnung für Soft-close

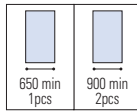
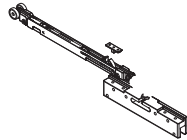
AN



xme425uv

V-1824-70 M Kg | V-1824-50 M Kg

- 1 pcs Soft-close

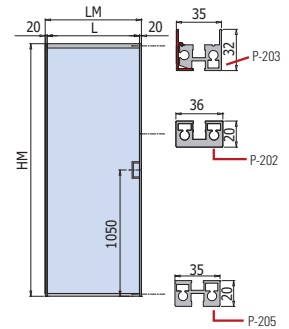


xme425uv

PO-290-BRIXIA

- Profili per anta intelaiata con carrelli e stopper.
- Profiles for aluminium panel with carriages and stoppers.
- Flügelrahmen aus Aluminium mit Laufwagen und stoppers.

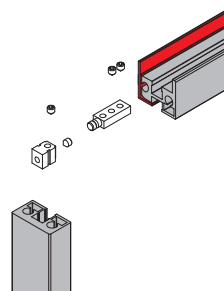
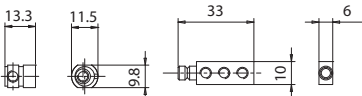
AN



xme270

P-F25

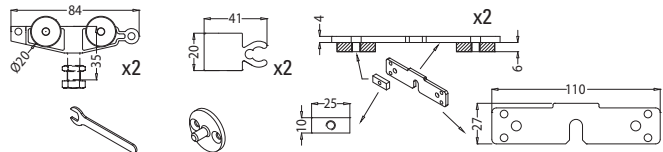
- Ferramenta necessaria per assemblare n.1 anta intelaiata PO-290.
- Fixing materials to assembly one aluminium panel PO-290.
- Befestigungsmaterial für 1 set Flügelrahmen PO-290.



xme270

PO-292-BRIXIA

- Set accessori per 1 anta scorrevole intelaiata composto da: n.2 carrellini n.2 stoppers - n.1 oliva a pavimento.
- Accessory set for 1 sliding door with aluminium panel containing: N° 2 carriers N° 2 stoppers N° 1 floor guide.
- Zubehör Set komplett für 1 Schiebetür mit Aluminium Flügelrahmen bestehend aus: N° 2 Laufwagen N° 2 Stopper N° 1 Bodenführung.

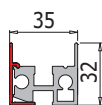


xme503

P-203

- Traverso orizzontale superiore
- Top horizontal profile
- Oberes horizontalprofil

AN

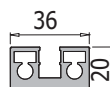


xme270a

P-202

- Montante verticale
- Vertical profile
- Vertikalprofil

AN

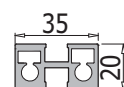


xme270a

P-205

- Traverso orizzontale inferiore
- Bottom horizontal profile
- Unteres horizontalprofil

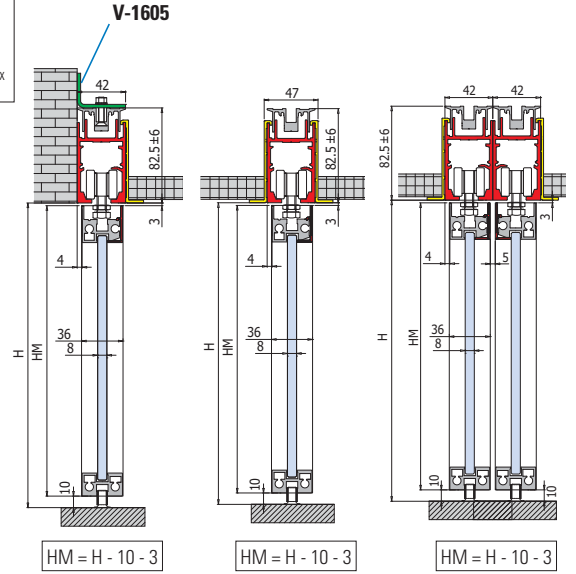
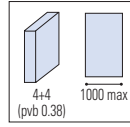
AN



xme270a

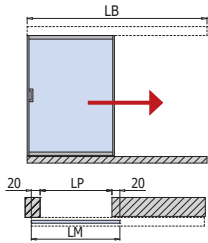


EASY FRAME SEMI-VISIBLE (OPTIONAL SOFT-CLOSE) PO-290-INV



PO-290-INV SET 1

- Set per 1 ante scorrevole, fissaggio a parete/soffitto
- Sliding door set, wall/ceiling installation
- Schiebetürset für 1 flg, Wand-Deckenmontage

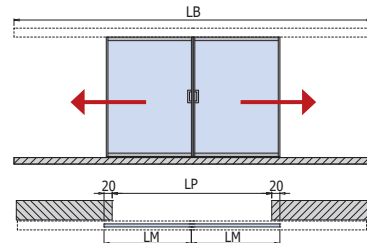


$$LB = LP \times 2 + 150$$

$$LM = LP + 40$$

PO-290-INV SET 2

- Set per 2 ante scorrevoli, fissaggio a parete/soffitto
- Sliding doors set, wall/ceiling installation
- Schiebetürset für 2 flg, Wand-Deckenmontage

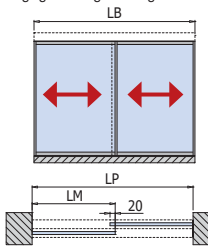


$$LB = LP \times 2 + 100$$

$$LM = (LP + 40) / 2$$

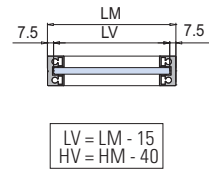
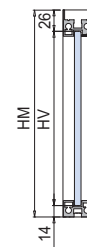
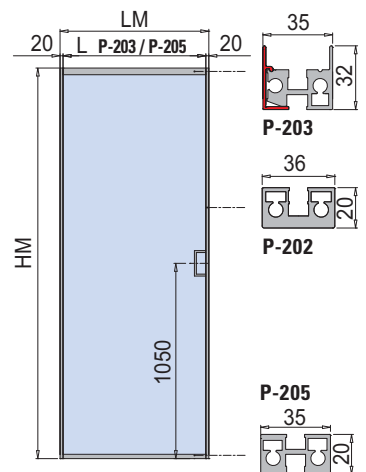
PO-290-INV SET 5

- Sistema per 2 ante scorrevoli telescopiche "libere", fissaggio a soffitto
- Telescopic sliding door system 2-ways, for free movable panels, ceiling installation
- Teleskopisches Schiebetürsystem 2-läufig, frei bewegliche, gegenläufige Ganzglasschiebetüren, Deckenmontage



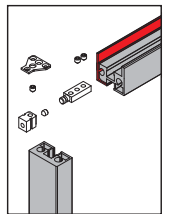
$$LB = LP$$

$$LM = (LP + 20) / 2$$



$$LV = LM - 15$$

$$HV = HM - 40$$



xme270

COMPONENTI | COMPONENTS | EINZELTEILE ► 39



V-1600



PO-290



V-1606 OPTIONAL

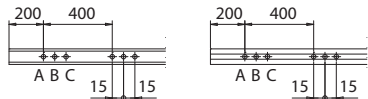
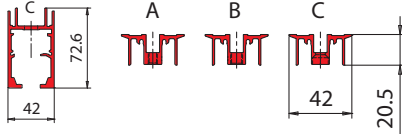
Cod.	Fin. Fin. Oberf.	PO-290-INV SET 1 FIX	PO-290-INV SET 1-MIS	PO-290-INV SET 2 FIX	PO-290-INV SET 2-MIS	PO-290-INV SET 5 FIX	PO-290-INV SET 5-MIS
V-1600 L=2000 L=3000 L=4000 L=5000	AN	1	-	1	-	2	-
V-1600-MIS L=1500 R 6000	AN	-	1	-	1	-	2
PO-290	AN	1	1	2	2	2	2
V-1605 Staffa Bracket Winkelverbinder (OPTIONAL)	-	(1 x 400 mm)	(1 x 400 mm)	(1 x 400 mm)	(1 x 400 mm)	-	-
V-1606 Soft-close (OPTIONAL)	-	(1)	(1)	(2)	(2)	(2)	(2)
V-1608 Tappi Endcaps Endkappe (OPTIONAL)	AN	(1)	(1)	(1)	(1)	(2)	(2)

EASY FRAME SEMI-VISIBILE - PO-290-INV

COMPONENTI | COMPONENTS | EINZELTEILE

V-1600

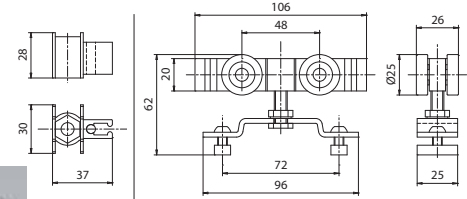
- Binario Scorrevole
- Track profile
- Laufschienenprofil



xme270

PO-292

- Set accessori per 1 anta scorrevole intelaiata composto da: n.2 carrellini n.2 stoppers - n.1 oliva a pavimento
- Accessory set for 1 sliding door with aluminium panel containing: N° 2 carriers N° 2 stoppers N° 1 floor guide
- Zubehör Set komplett für 1 Schiebetür mit Aluminium Flügelrahmen bestehend aus: N° 2 Klemm-Laufwagen N° 2 Stopper N° 1 Bodenführung

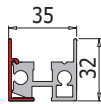


xme270

P-203

- Traverso orizzontale superiore
- Top horizontal profile
- Oberes horizontalprofil

AN

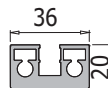


xme270a

P-202

- Montante verticale
- Vertical profile
- Vertikalprofil

AN

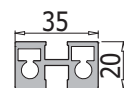


xme270a

P-205

- Traverso orizzontale inferiore
- Bottom horizontal profile
- Unteres horizontalprofil

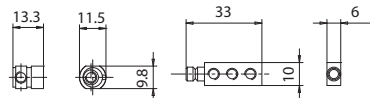
AN



xme270a

P-F25

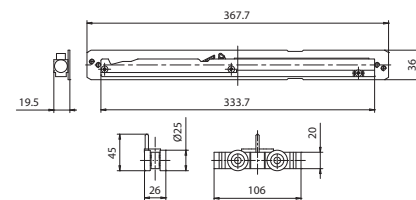
- Ferramenta necessaria per assemblare n.1 anta intelaiata PO-290.
- Fixing materials to assembly one aluminium panel PO-290.
- Befestigungsmaterial für 1 set Flügelrahmen PO-290.



xme270

V-1606

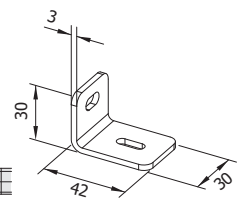
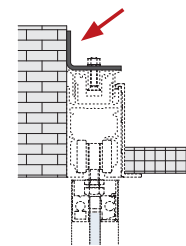
- Optional Soft-close



xme270

V-1605

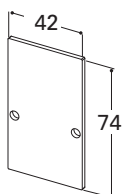
- 1 pezzo staffe per fissaggio a parete binario V-1600 (circa 1 pezzo ogni 400 mm).
- 1 Piece angle profile for wall installation track profile V-1600 (about 1 piece every 400 mm).
- 1 Stück Winkelprofil für Wandmontage Schiene V-7000 (1 Stück je ca. 400 mm).



pla267b10

V-1608

- Paio tappi finali per binario V-1600.
- Pair Endcaps for track profile V-1600.
- Paar Endkappen für Laufschiene V-1600.

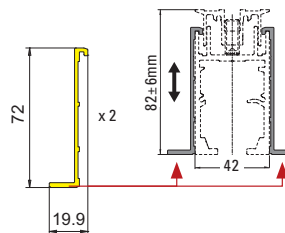


pla267b7

V-7006

- Profilo per montaggio binario v-1600 con appoggio per controsoffitto
- Profil for assembly rail v-1600 with suspended ceiling
- Profil für montage bei abgehängter Decke

AN



xla292b

PO-290

- Set profili per anta intelaiata
- Set profiles for aluminium panel
- Set Flügelrahmen aus Aluminium

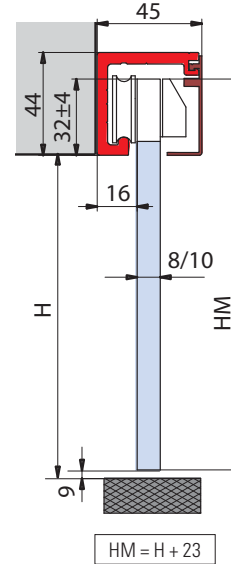
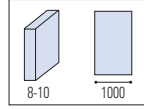


xme270



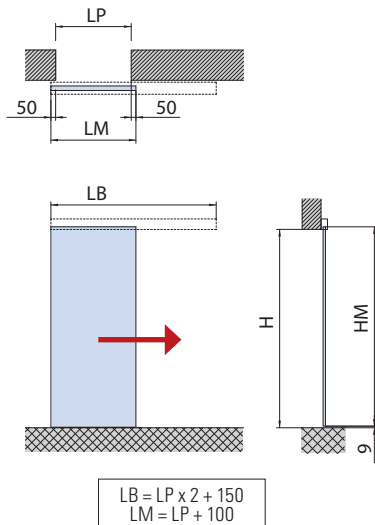
COMPACT

V-5000



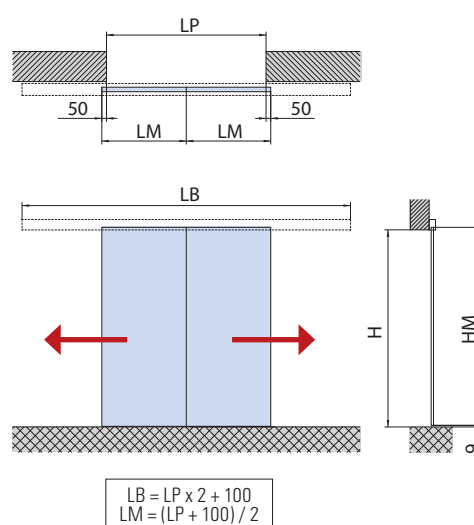
V-5000 SET 1

- Set per 1 anta scorrevole, fissaggio a parete/soffitto
- Sliding door set, wall/ceiling installation
- Schiebetürset für 1 flg, Wand-Deckenmontage

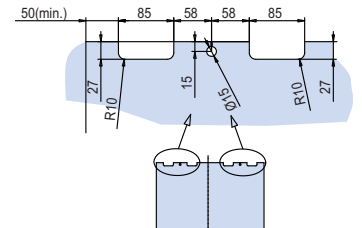


V-5000 SET 2

- Set per 2 ante scorrevoli, fissaggio a parete/soffitto
- Sliding doors set, wall/ceiling installation
- Schiebetürset für 2 flg, Wand-Deckenmontage



LAVORAZIONE VETRO GLASS PREPARATION GLASBEARBEITUNG



xla157 / xla281c

COMPONENTI | COMPONENTS | EINZELTEILE ▶ 41



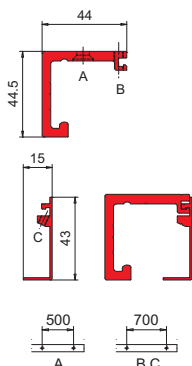
Cod.	Fin. Fin. Oberf.	V-5000 SET 1 FIX	V-5000 SET 1-MIS	V-5000 SET 2 FIX	V-5000 SET 2-MIS
V-5000 L=2000 L=3000 L=4000 L=6000	AN / IXE / CR	1	-	1	-
V-5000-MIS L=1500→6000	AN / IXE / CR	-	1	-	1
V-5002	-	1	1	2	2
V-012-EVO	AN / IXE / CR	1	1	2	2
V-5001	AN / IXE / CR	1	1	1	1

COMPACT V-5000

COMPONENTI | COMPONENTS | EINZELTEILE

V-5000

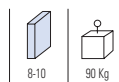
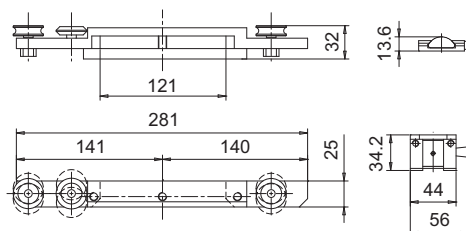
- Binario Compact
 - Track profile Compact
 - Laufschiene Compact
- AN-IXE



xla157

V-5002

- Set carrelli con pinze e stopper per 1 anta scorrevole
- Set roller carriers and stoppers for 1 panel
- Set Klemm-Laufwagen und stopper für 1 Flügel

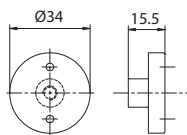


xla157

V-5006

- Punto per fissaggio a vetro fisso della guida V-5000.
- Point fitting to fix track profile V-5000 on glass.
- Punktbefestigung für Glasmontage Schiene V-5000.

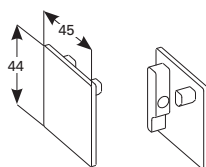
AN-NS



xla157

V-5001

- Paio tappi finali in alluminio per guida a scorrimento V-5000.
- Pair aluminium endcaps for track profile V-5000.
- Paar Endkappen aus Aluminium für Laufschiene V-5000.

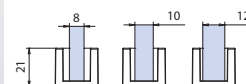
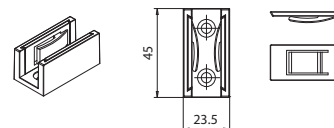


xla157

V-012-EVO

- Guida a pavimento regolabile per vetro 8-10-12 mm.
- Floor guide adjustable for glass 8-10-12 mm.
- Bodenführung verstellbar für Glas 8-10-12 mm.

AN - NS



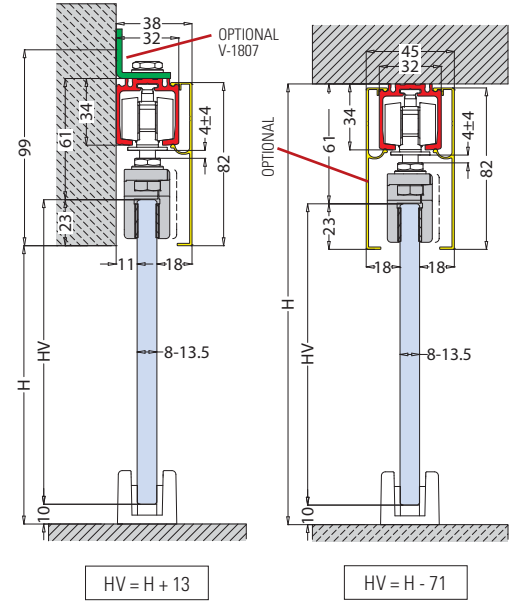
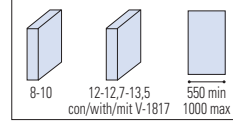
xfb-083





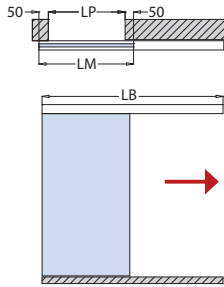
BRIXIA (OPTIONAL SOFT-CLOSE)

V-1800



V-1800 SET 1

- Set per 1 anta scorrevole, fissaggio a soffitto (solo 1 veletta inclusa)
- Sliding door set, ceiling installation (only 1 cover included)
- Schiebetürset für 1 flg., Deckenmontage (nur 1 Abdeckung enthalten)

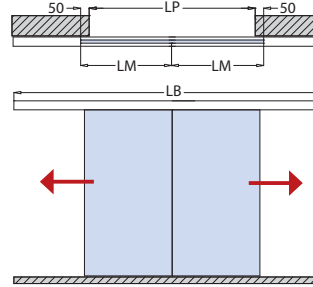


$$LB = LP \times 2 + (50 \times 2) + 300$$

$$LM = LP + 100$$

V-1800 SET 2

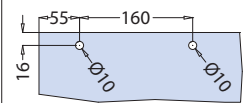
- Set per 2 ante scorrevole, fissaggio a soffitto (solo 1 veletta inclusa)
- Sliding doors set, ceiling installation (only 1 cover included)
- Schiebetürset für 2 flg., Deckenmontage (nur 1 Abdeckung enthalten)



$$LB = LP \times 2 + (50 \times 2) + 300$$

$$LM = LP + 100$$


LAVORAZIONE VETRO GLASS PREPARATION GLASBEARBEITUNG



- ATTENZIONE: Con fori di sicurezza l'anta minima con soft close aumenta di 100 mm
- WARNING: With optional security holes min. panel's width soft-close must be increased of 100mm
- ACHTUNG: Wenn Sicherheitsbohrungen und Soft-close eingesetzt werden, muss die Mindestbreite um 100mm verlängert werden

xme425a

COMPONENTI | COMPONENTS | EINZELTEILE ▶ 47-48

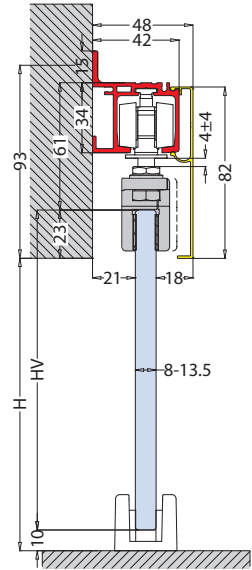
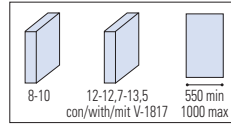


Cod.	Fin. Fin. Oberf.	V-1800 SET 1 FIX	V-1800 SET 1 MIS	V-1800 SET 2 FIX	V-1800 SET 2 MIS
V-1800 LB=2000 LB=3000 LB=4000 LB=6000	AN	1	—	1	—
V-1800-MIS LB= 1500→6000	AN	—	1	—	1
V-1801 LB=2000 LB=3000 LB=4000 LB=6000	AN/IXE	1	—	1	—
V-1801-MIS LB= 1500→6000	AN/IXE	—	1	—	1
V-1802	—	1	1	2	2
V-1808	AN/IXE	1	1	1	1
V-012	AN/NS	1	1	2	2
V-1807 Staffa Bracket Winkelverbinder (OPTIONAL)	—	1 x 400 mm	1 x 400 mm	1 x 400 mm	1 x 400 mm
V-1806-70 Soft-close (OPTIONAL)	—	(1) (2)	(1) (2)	(2) (4)	(2) (4)
V-1806-50 Soft-close (OPTIONAL)	—	(1) (2)	(1) (2)	(2) (4)	(2) (4)



BRIXIA (OPTIONAL SOFT-CLOSE)

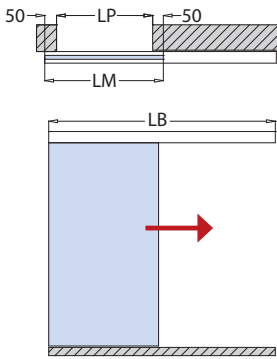
V-1810



HV = H + 13

V-1800 SET 1

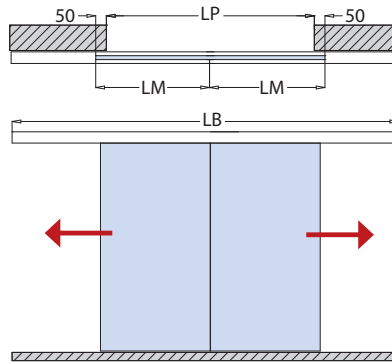
- Set per 1 anta scorrevole, fissaggio a parete
- Sliding door set, wall installation
- Schiebetürset für 1 fig, Wandmontage



LB = LP x 2 + 150
LM = LP + 100

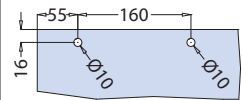
V-1800 SET 2

- Set per 2 ante scorrevoli, fissaggio a parete
- Sliding doors set, wall installation
- Schiebetürset für 2 fig, Wandmontage



LB = LP x 2 + 100
LM = (LP + 100)/2



LAVORAZIONE VETRO GLASS PREPARATION GLASBEARBEITUNG



- ATTENZIONE: Con fori di sicurezza l'anta minima con soft close aumenta di 100mm
- WARNING: With optional security holes min. panel's width soft-close must be increased of 100mm
- ACHTUNG: Wenn Sicherheitsbohrungen und Soft-close eingesetzt werden, muss die Mindestbreite um 100mm verlängert werden

xme425a

COMPONENTI | COMPONENTS | EINZELTEILE ▶ 47-48

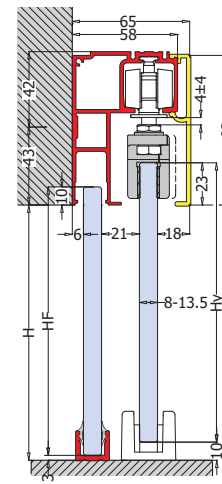
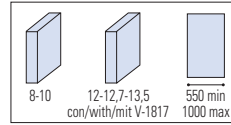


Cod.	Fin. Fin. Oberf.	V-1810 SET 1 FIX	V-1810 SET 1 MIS	V-1810 SET 2 FIX	V-1810 SET 2 MIS
V-1810 LB=2000 LB=3000 LB=4000 LB=6000	AN	1	—	1	—
V-1810-MIS LB= 1500→6000	AN	—	1	—	1
V-1801 LB=2000 LB=3000 LB=4000 LB=6000	AN/IXE	1	—	1	—
V-1801-MIS LB= 1500→6000	AN/IXE	—	1	—	1
V-1802	—	1	1	2	2
V-1806-70 Soft-close (OPTIONAL)	—	(1) (2)	(1) (2)	(2) (4)	(2) (4)
V-1806-50 Soft-close (OPTIONAL)	—	(1) (2)	(1) (2)	(2) (4)	(2) (4)
V-012	AN/IXE	1	1	2	2
V-1809	AN/IXE	1	1	1	1

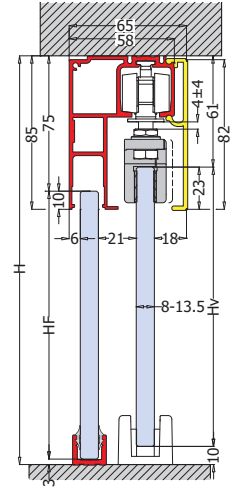


BRIXIA (OPTIONAL SOFT-CLOSE)

V-1803



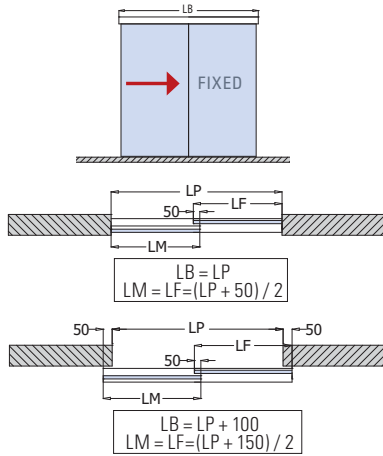
$$HV = H + 13$$



$$HV = H - 71$$

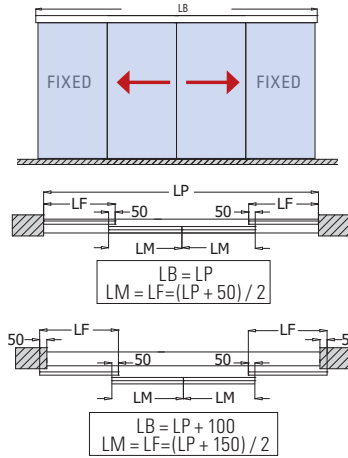
V-1803 SET 1

- Set per 1 anta scorrevole e vetro fisso, fissaggio a soffitto o a parete
- Sliding door set with fixed panel, ceiling or wall installation
- Schiebetürset für 1 fig mit Seitenteil, Wandmontage und Deckenmontage

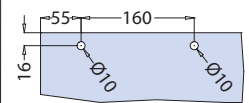


V-1803 SET 2

- Set per 2 ante scorrevole e vetri fissi, fissaggio a parete/soffitto
- Sliding doors set with fixed panels, wall/ceiling installation
- Schiebetürset für 2 fig mit Seitenteil, Wand- Deckenmontage




LAVORAZIONE VETRO GLASS PREPARATION GLASBEARBEITUNG



- ATTENZIONE: Con fori di sicurezza l'anta minima con soft close aumenta di 100 mm
- WARNING: With optional security holes min. panel's width soft-close must be increased of 100mm
- ACHTUNG: Wenn Sicherheitsbohrungen und Soft-close eingesetzt werden, muss die Mindestbreite um 100mm verlängert werden

xme425b

COMPONENTI | COMPONENTS | EINZELTEILE ▶ 47-48

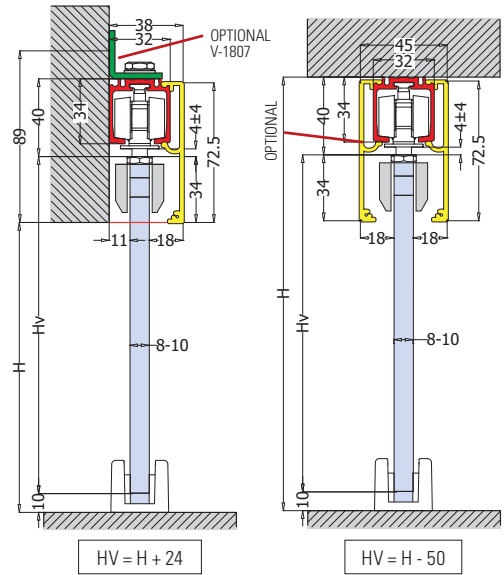
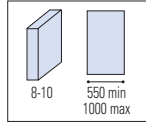


Cod.	Fin. Fin. Oberf.	V-1800 SET 1 FIX	V-1800 SET 1 MIS	V-1800 SET 2 FIX	V-1800 SET 2 MIS
V-1803 LB=2000 LB=3000 LB=4000 LB=6000	AN	1	—	1	—
V-1803-MIS LB= 1500→6000	AN	—	1	—	1
V-1801 LB=2000 LB=3000 LB=4000 LB=6000	AN	1	—	1	—
V-1801-MIS LB= 1500→6000	AN	—	1	—	1
V-1802	—	1	1	2	2
V-1806-70 Soft-close (OPTIONAL)	—	(1) (2)	(1) (2)	(2) (4)	(2) (4)
V-1806-50 Soft-close (OPTIONAL)	—	(1) (2)	(1) (2)	(2) (4)	(2) (4)
V-012	AN	1	1	2	2
V-1804 (OPTIONAL)	AN	(1)	(1)	(1)	(1)



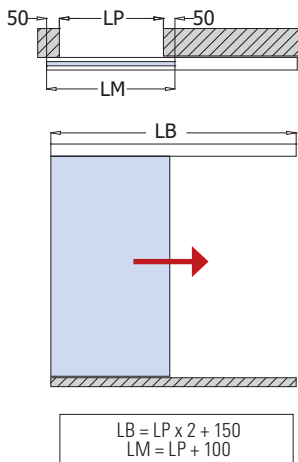
BRIXIA MICRO (OPTIONAL SOFT-CLOSE)

V-1850



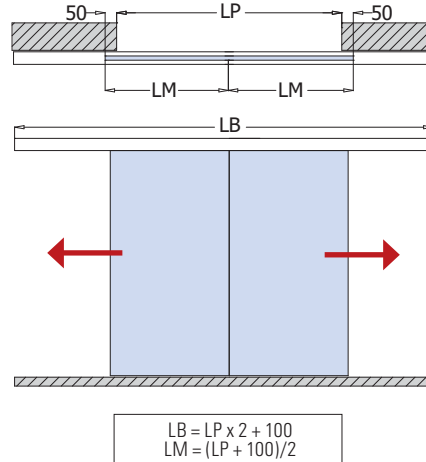
V-1850 SET 1

- Set per 1 anta scorrevole, fissaggio a soffitto (solo 1 veletta inclusa)
- Sliding door set, ceiling installation (only 1 cover included)
- Schiebetürset für 1 flg, Deckenmontage (nur 1 Abdeckung enthalten)

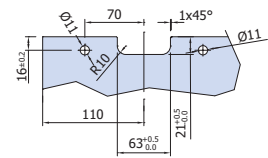


V-1850 SET 2

- Set per 2 ante scorrevoli, fissaggio a soffitto (solo 1 veletta inclusa)
- Sliding doors set, ceiling installation (only 1 cover included)
- Schiebetürset für 2 flg, Deckenmontage (nur 1 Abdeckung enthalten)




LAVORAZIONE VETRO GLASS PREPARATION GLASBEARBEITUNG



xme425c

COMPONENTI | COMPONENTS | EINZELTEILE ▶ 47-48

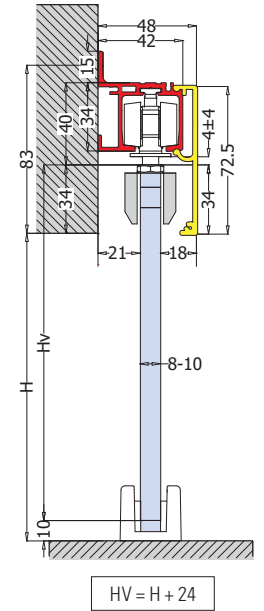
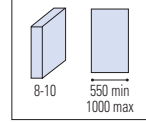


Cod.	Fin. Fin. Oberf.	V-1850 SET 1 FIX	V-1850 SET 1 MIS	V-1850 SET 2 FIX	V-1850 SET 2 MIS
V-1800 LB=2000 LB=3000 LB=4000 LB=6000	AN	1	-	1	-
V-1800-MIS LB= 1500→6000	AN	-	1	-	1
V-1851 LB=2000 LB=3000 LB=4000 LB=6000	AN	1	-	1	-
V-1851-MIS LB= 1500→6000	AN	-	1	-	1
V-1852	-	1	1	2	2
V-1806-70 Soft-close (OPTIONAL)	-	(1) (2)	(1) (2)	(2) (4)	(2) (4)
V-1806-50 Soft-close (OPTIONAL)	-	(1) (2)	(1) (2)	(2) (4)	(2) (4)
V-1858	AN	1	1	1	1
V-1807 Staffa Bracket Winkelverbinder (OPTIONAL)	-	1 x 400 mm	1 x 400 mm	1 x 400 mm	1 x 400 mm
V-012	AN	1	1	2	2



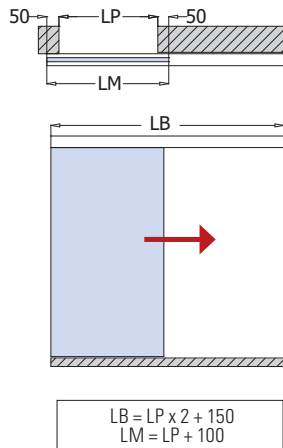
BRIXIA MICRO (OPTIONAL SOFT-CLOSE)

V-1855



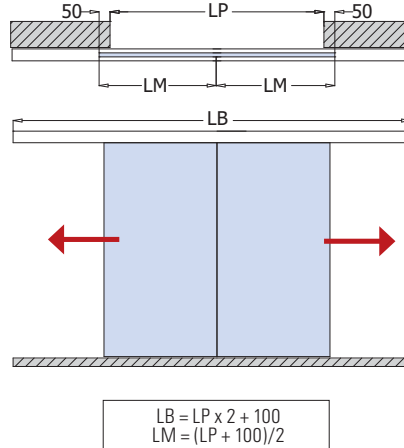
V-1855 SET 1

- Set per 1 anta scorrevole, fissaggio a parete
- Sliding door set, wall installation
- Schiebetürset für 1 flg, Wandmontage

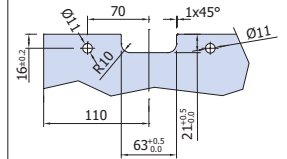


V-1855 SET 2

- Set per 1 anta scorrevole, fissaggio a parete
- Sliding door set, wall installation
- Schiebetürset für 1 flg, Wandmontage




LAVORAZIONE VETRO GLASS PREPARATION GLASBEARBEITUNG

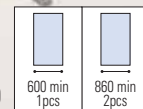


xme425c

COMPONENTI | COMPONENTS | EINZELTEILE ▶ 47-48



V-1806-70 (OPTIONAL)-KG70
V-1806-50 (OPTIONAL)-KG50



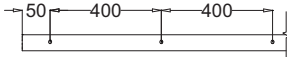
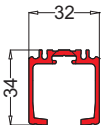
Cod.	Fin. Fin. Oberf.	V-1855 SET 1 FIX	V-1855 SET 1 MIS	V-1855 SET 2 FIX	V-1855 SET 2 MIS
V-1810 LB=2000 LB=3000 LB=4000 LB=6000	AN	1	—	1	—
V-1810-MIS LB= 1500→6000	AN	—	1	—	1
V-1851 LB=2000 LB=3000 LB=4000 LB=6000	AN	1	—	1	—
V-1851-MIS LB= 1500→6000	AN	—	1	—	1
V-1852	—	1	1	2	2
V-1806-70 Soft-close (OPTIONAL)	—	(1) (2)	(1) (2)	(2) (4)	(2) (4)
V-1806-50 Soft-close (OPTIONAL)	—	(1) (2)	(1) (2)	(2) (4)	(2) (4)
V-1859	AN	1	1	2	2
V-012	AN	1	1	2	2

BRIXIA MICRO - V-1800 | V-1810 | V-1803 | V-1850 | V-1855 | COMPONENTI | COMPONENTS | EINZELTEILE

V-1800

- Binario
- Track profile
- Laufschiene

AN

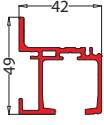




xme425d

V-1810

- Binario per fissaggio a parete
- Track profile for wall installation
- Laufschiene für Wandmontage

AN

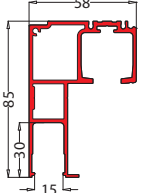




xme425d

V-1803

- Binario per anta scorrevole con vetro fisso laterale
- Track profile for sliding panel and fixed side panel
- Laufschiene für Schiebetür und Seitenteil

AN

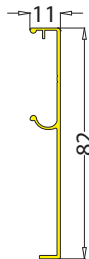




xme425d

V-1801

- Veletta
- Cover profile
- Abdeckung

AN-IXE

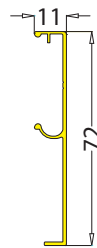




xme425d

V-1851

- Veletta
- Cover profile
- Abdeckung

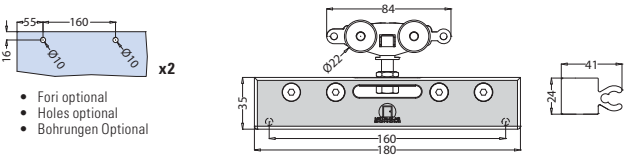
AN


xme425d


V-1802

- Set carrelli con pinze e stopper per 1 anta scorrevole
- Set trolley hangers with clamp carriage and stoppers for 1 panel
- Set Klemm-Laufwagen und stopper für 1 Flügel




- Fori optional
- Holes optional
- Bohrungen Optional






8-10



12-12,7-13,5
con/with/mit
V-1817

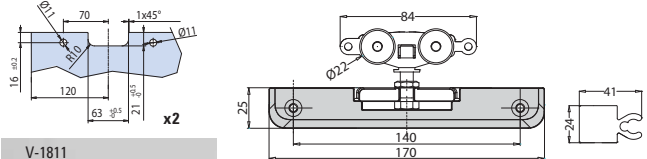




80 Kg

xme425d


V-1852

- Set carrelli con pinze e stopper per 1 anta scorrevole
- Set trolley hangers with clamp carriage and stoppers for 1 panel
- Set Klemm-Laufwagen und stopper für 1 Flügel



8-10



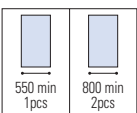
80 Kg

xme425d

V-1806-70 Kg
V-1806-50 Kg

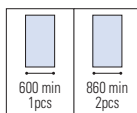
- 1 pcs Soft-close

V-1800 | V-1810






550 min
1pcs

V-1850 | V-1855



600 min
1pcs

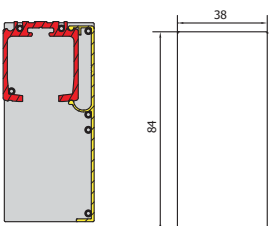





xme425d

V-1808

- Paio tappi finali per binario V-1800
- Pair endcaps for track profile V-1800
- Paar Endkappen für Laufschieneprofil V-1800

AN-IXE

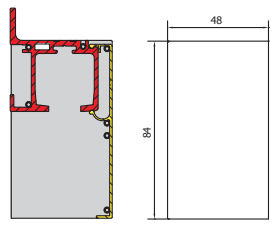

2 pcs

282po27

V-1809

- Paio tappi finali per binario V-1810
- Pair endcaps for track profile V-1810
- Paar Endkappen für Laufschieneprofil V-1810

AN-IXE

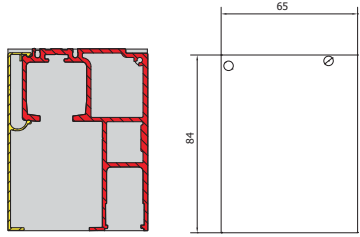

2 pcs

282po29

V-1804

- Paio tappi finali per binario V-1803
- Pair endcaps for track profile V-1803
- Paar Endkappen für Laufschieneprofil V-1803

AN

2 pcs

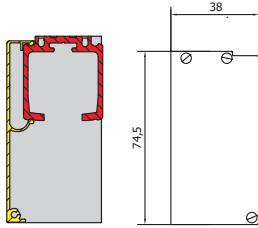
282po33

BRIXIA MICRO - V-1800 | V-1810 | V-1803 | V-1850 | V-1855 | COMPONENTI | COMPONENTS | EINZELTEILE

V-1858

- Paio tappi finali per sistema V-1850
- Pair endcaps for system V-1850
- Paar Endkappen für System V-1850

AN



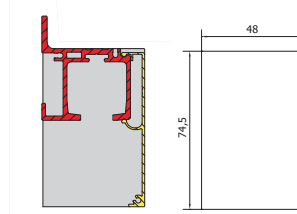
2 pcs

282p035

V-1859

- Paio tappi finali per sistema V-1855
- Pair endcaps for system V-1855
- Paar Endkappen für System V-1855

AN

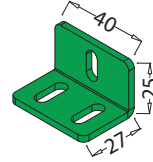


2 pcs

282p045

V-1807

- 1 pezzo staffe per fissaggio a parete binario V-1800 (circa 1 pezzo ogni 400 mm.)
- 1 Piece fixing bracket for wall installation track profile V-1800 (about 1 piece every 400 mm.)
- 1 Stück Winkelprofil für Wandmontage Schiene V-1800 (1 Stück je ca. 400 mm)



1 pcs

xme425d

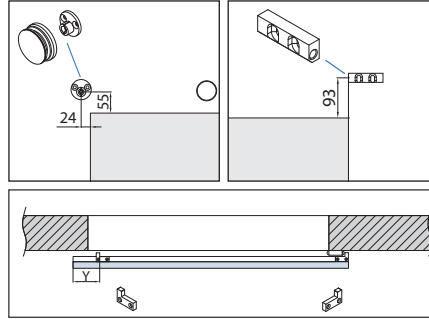
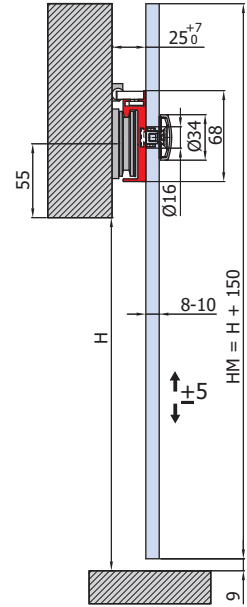
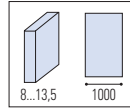


**BRIXIA
V-1800**
▶ 42



INDEPENDENT

V-8000



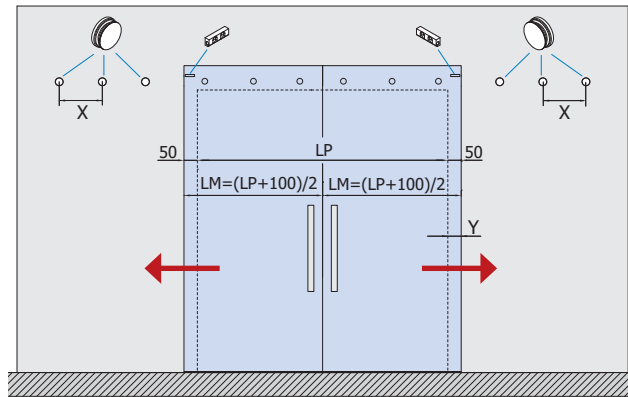
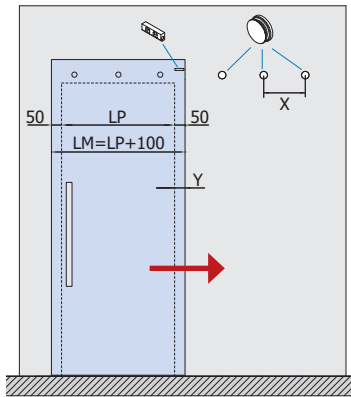
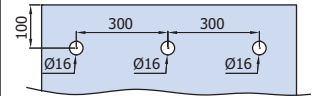
V-8000 SET 1

- Set per 1 anta scorrevole, fissaggio a parete
- Sliding door set, wall installation
- Schiebetürset für 1 flg, Wandmontage

V-8000 SET 2

- Set per 2 ante scorrevoli, fissaggio a parete
- Sliding doors set, wall installation
- Schiebetürset für 2 flg, Wandmontage

LAVORAZIONE VETRO GLASS PREPARATION GLASBEARBEITUNG



xme249a

COMPONENTI | COMPONENTS | EINZELTEILE ► 54

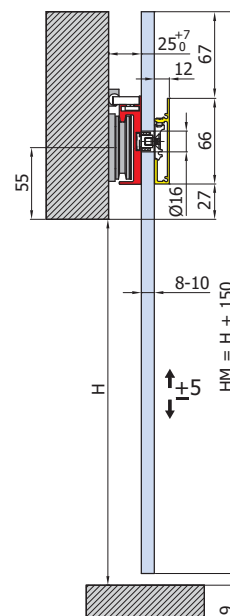
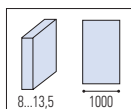


Cod.	Fin. Fin. Oberf.	V-8000 SET 1	V-8000 SET 2
V-8000 L=1000 L=1400	IXE	1	2
V-8001	NS / CR	1	2
V-8002	NS / CR	1	2
V-012	NS / CR	1	2
V-8005 L=>1100		1 extra x 140 mm	1 extra x 140 mm



INDEPENDENT

V-8100



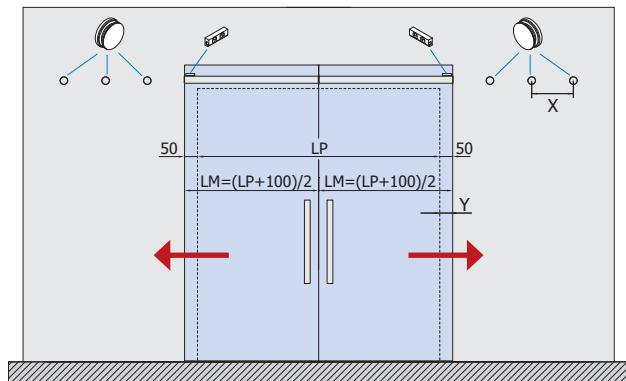
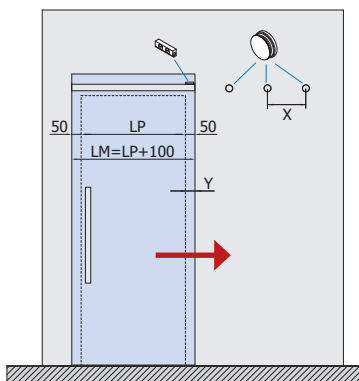
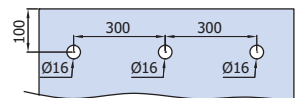
V-8100 SET 1

- Set per 1 anta scorrevole, fissaggio a parete
- Sliding door set, wall installation
- Schiebetürset für 1 flg, Wandmontage

V-8100 SET 2

- Set per 2 ante scorrevoli, fissaggio a parete
- Sliding doors set, wall installation
- Schiebetürset für 2 flg, Wandmontage

LAVORAZIONE VETRO GLASS PREPARATION GLASBEARBEITUNG



xme249b

COMPONENTI | COMPONENTS | EINZELTEILE ▶ 54

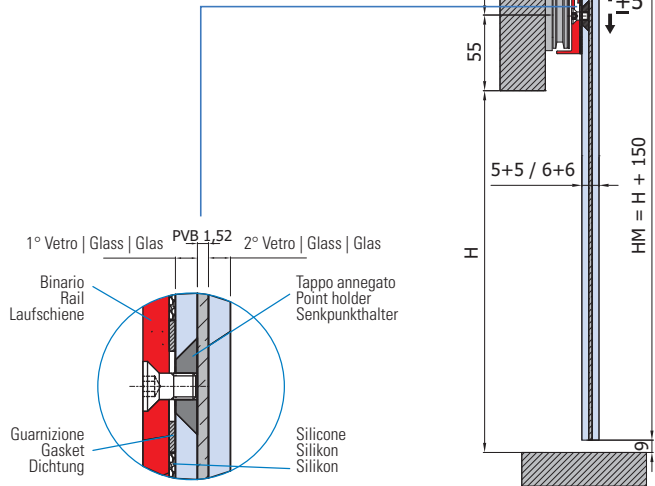
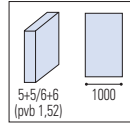


Cod.	Fin. Fin. Oberf.	V-8100 SET 1	V-8100 SET 2
V-8000 L=1000 L=1400	IXE	1	2
V-8100 L=1000 L=1400	IXE / CR	1	2
V-8101	IXE / CR	1	2
V-8002	NS / CR	1	2
V-012	NS / CR	1	2
V-8005 L=>1100		1 extra x 140 mm	1 extra x 140 mm



INDEPENDENT

V-8050



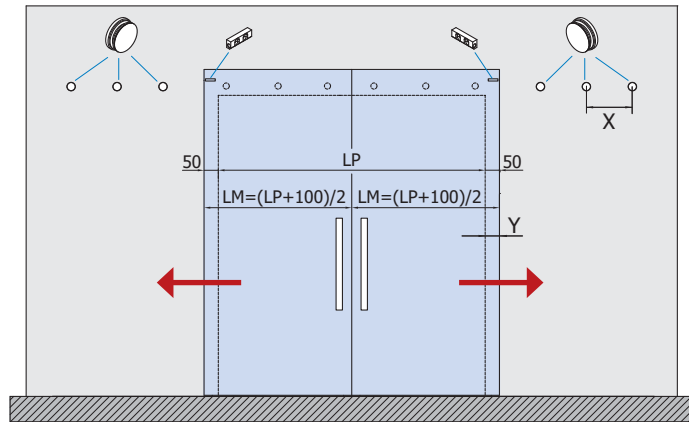
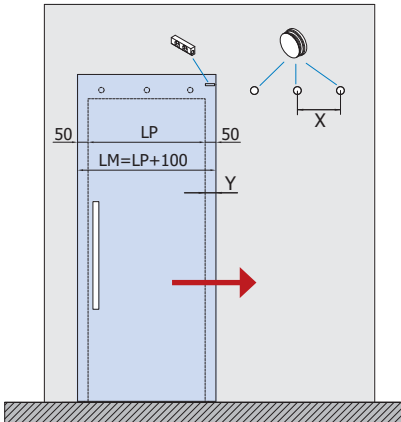
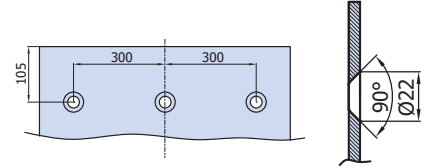
V-8050 SET 1

- Set per 1 anta scorrevole, fissaggio a parete
- Sliding door set, wall installation
- Schiebetürset für 1 fig, Wandmontage

V-8000 SET 2

- Set per 2 ante scorrevoli, fissaggio a parete
- Sliding doors set, wall installation
- Schiebetürset für 2 fig, Wandmontage

LAVORAZIONE VETRO GLASS PREPARATION GLASBEARBEITUNG



xme249-E

COMPONENTI | COMPONENTS | EINZELTEILE ▶ 54



V-8000



V-8051



V-8002



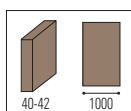
V-012

Cod.	Fin. Fin. Oberf.	V-8050 SET 1	V-8050 SET 2
V-8000 L=1000 L=1400	IXE	1	2
V-8002	NS / CR	1	2
V-8051	-	1	2
V-012	NS / CR	1	2
V-8005 L=>1100		1 extra x 140 mm	1 extra x 140 mm



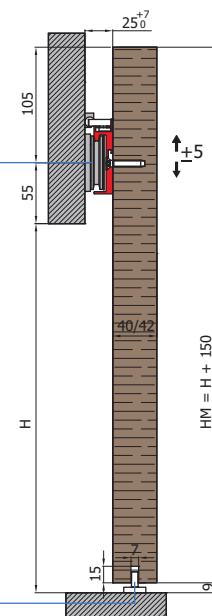
INDEPENDENT PER PORTA IN LEGNO FOR WOODEN DOORS FÜR HOLZTÜREN

V-8040



Foratura del binario,
ad opera del cliente,
per fissaggio
pannello in legno.
Rail to be drilled
by the customer.
Schiene bauseits bohren.

Lavorazione per guida inferiore
Preparation for floor guide
Bearbeitung für Bodenführung

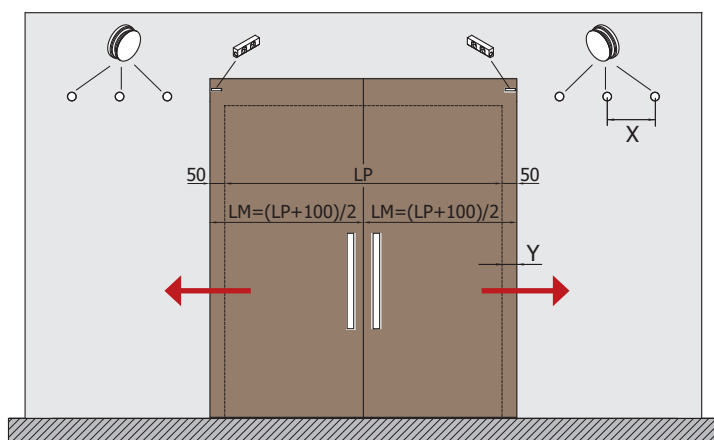
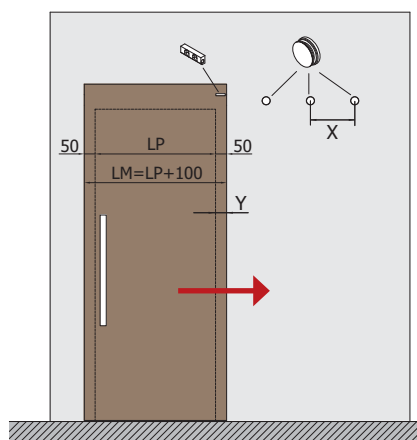


V-8040 SET 1

- Set per 1 anta scorrevole, fissaggio a parete
- Sliding door set, wall installation
- Schiebetürset für 1 flg, Wandmontage

V-8040 SET 2

- Set per 2 ante scorrevoli, fissaggio a parete
- Sliding doors set, wall installation
- Schiebetürset für 2 flg, Wandmontage



xme249d

COMPONENTI | COMPONENTS | EINZELTEILE ▶ 54



V-8000



V-8002



PF-08

Cod.	Fin. Fin. Oberf.	V-8040 SET 1	V-8040 SET 2
V-8000 L=1000 L=1400	IXE	1	2
V-8002	NS / CR	1	2
PF-08	-	1	2
V-8005 L=>1100		1 extra x 140 mm	1 extra x 140 mm

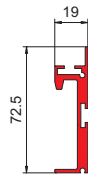
INDEPENDENT V-8000 | V-8100 | V-8050 | V-8040

COMPONENTI | COMPONENTS | EINZELTEILE

V-8000

- Binario Independent
- Independent track profile
- Laufschiene Independent

Cod.	Fin. Fin. Oberf.
V-8000-1000 mm	IXE
V-8000-1400 mm	IXE

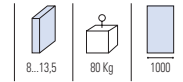
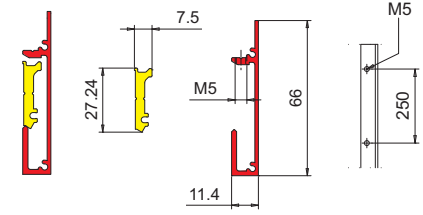


xfb-064

V-8100

- Veletta per binario Independent
- Cover profile for Independent track profile
- Profilabdeckung für Laufschiene Independent

Cod.	Fin. Fin. Oberf.
V-8100-1000 mm	IXE / CR
V-8100-1400 mm	IXE / CR

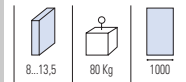


xfb-064

V-8002

- Set 7 pz ruote di scorrimento e stopper per 1 anta
- Set 7 pcs rollers and stopper for 1 panel
- Set 7 Stk Laufrollen und Stopper für 1 Flügel

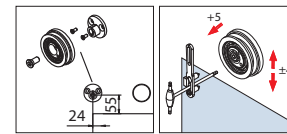
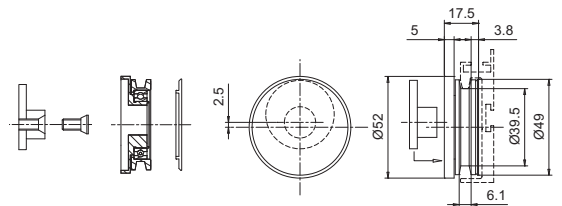
IX - CR



V-8005

- Ruota di scorrimento
- Roller
- Laufrolle

IX - CR

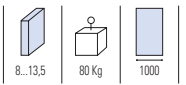
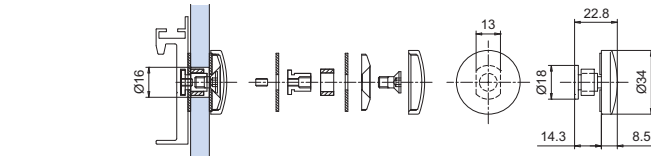


xfb-064

V-8001

- Set 3 pz punti di fissaggio per 1 anta per sistema V-8000
- Set 3 pcs fixing points for 1 panel for system V-8000
- Set 3 Stk Punkthalterungen für 1 Flügel für System V-8000

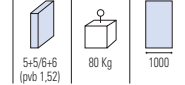
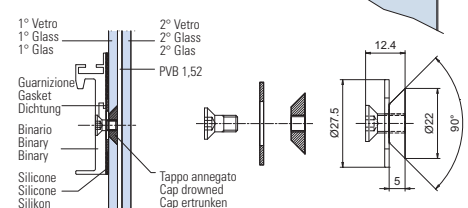
IXE - CR



xfb-064

V-8051

- Set 3 pz punti di fissaggio per 1 anta per sistema V-8050
- Set 3 pcs fixing points for 1 panel for system V-8050
- Set 3 Stk Punkthalterungen für 1 Flügel für System V-8050

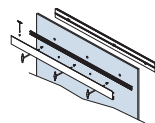
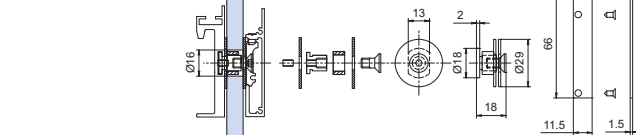


xfb-064

V-8101

- Set 3 pz punti di fissaggio per 1 anta e tappi laterali per veletta V-8100
- Set 3 pcs fixing points for 1 panel and endcaps for cover profile V-8100
- Set 3 Stk Punkthalterungen für 1 Flügel und Endkappen für Abdeckung V-8100

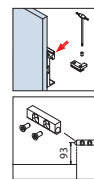
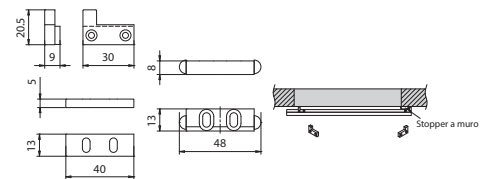
IXE - CR



xfb-064

V-8006

- Stopper per 1 anta
- Stopper for 1 panel
- Stopper für 1 Flügel



xfb-064



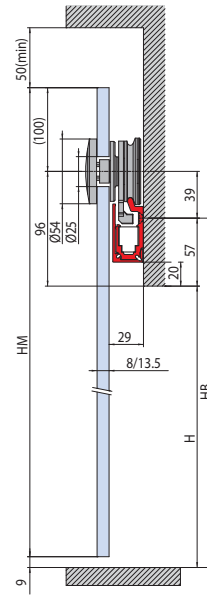
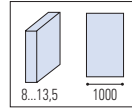
INDEPENDENT
V-8050
▶ 52



MINIMAL QUADRO SOFT-CLOSE



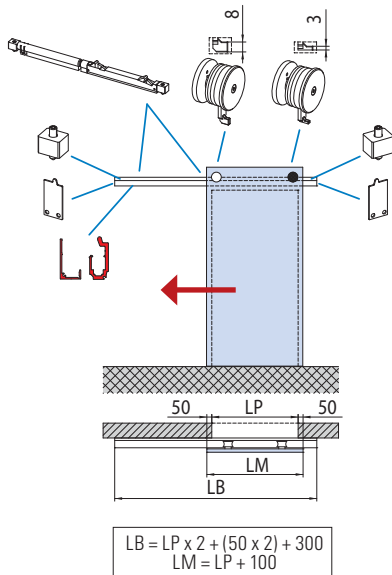
V-6450



HM = H + 187

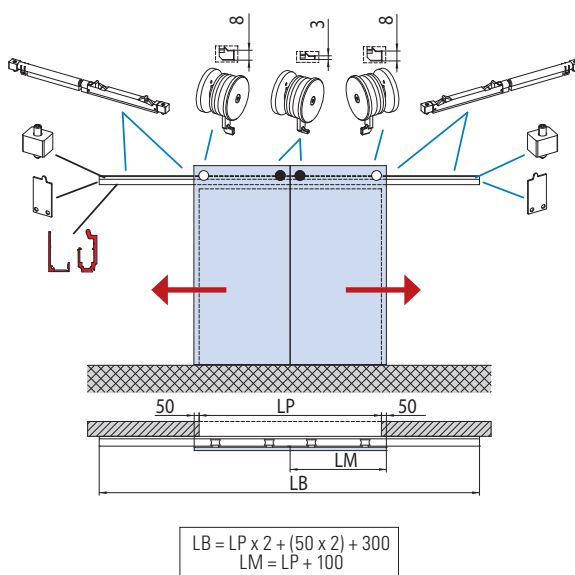
V-6450 SET 1

- Set per 1 ante scorrevole, fissaggio a parete
- Sliding door set, wall installation
- Schiebetürset für 1 fig, Wandmontage

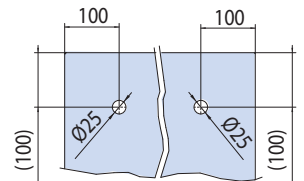


V-6450 SET 2

- Set per 2 ante scorrevoli, fissaggio a parete
- Sliding doors set, wall installation
- Schiebetürset für 2 fig, Wandmontage



LAVORAZIONE VETRO GLASS PREPARATION GLASBEARBEITUNG



xla348b

COMPONENTI | COMPONENTS | EINZELTEILE ▶ 60



V-6450



V-6452



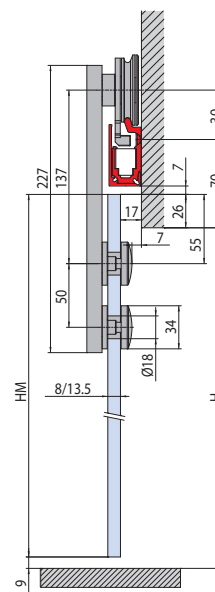
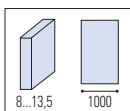
V-012-EVO

Cod.	Fin. Fin. Oberf.	V-6450 SET 1	V-6450 SET 2
V-6450 L=1500→3000	AN / IXE / CR	1	-
V-6450 L=3000→6000	AN / IXE / CR	-	1
V-6452	AN / IXE / CR	1	2
V-012-EVO	AN / NS	1	2



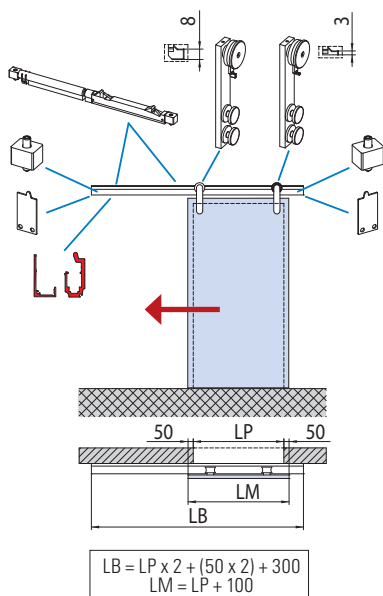
MINIMAL QUADRO CON ASTA SOFT-CLOSE

V-6350



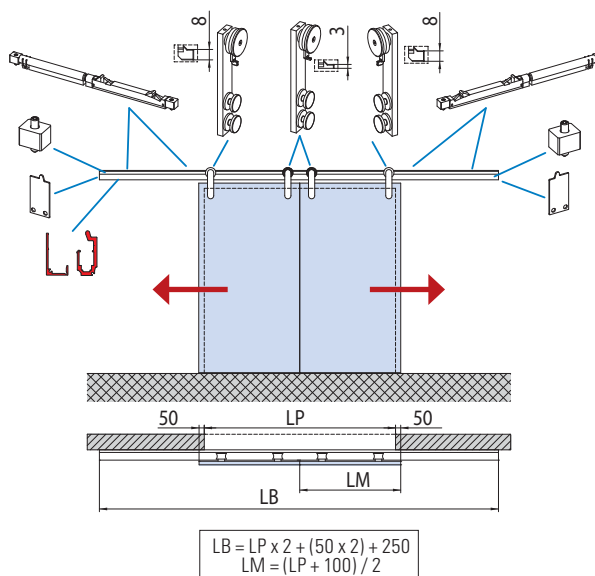
V-6350 SET 1

- Set per 1 anta scorrevole, fissaggio a parete
- Sliding door set, wall installation
- Schiebetürset für 1 flg, Wandmontage

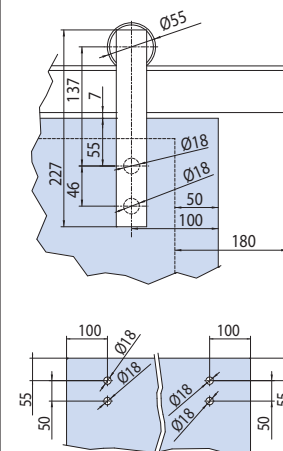


V-6350 SET 2

- Set per 2 ante scorrevoli, fissaggio a parete
- Sliding doors set, wall installation
- Schiebetürset für 2 flg, Wandmontage



LAVORAZIONE VETRO GLASS PREPARATION GLASBEARBEITUNG



xla349b

COMPONENTI | COMPONENTS | EINZELTEILE ▶ 60



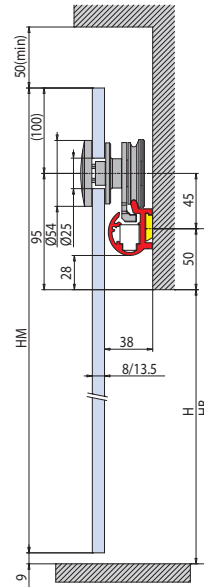
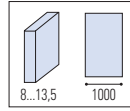
Cod.	Fin. Fin. Oberf.	V-6350 SET 1	V-6350 SET 2
V-6450 L=1500→3000	AN / IXE / CR	1	-
V-6450 L=3000→6000	AN / IXE / CR	-	1
V-6352	AN / IXE / CR	1	2
V-012-EVO	AN / NS	1	2



MINIMAL RUOTA SOFT-CLOSE



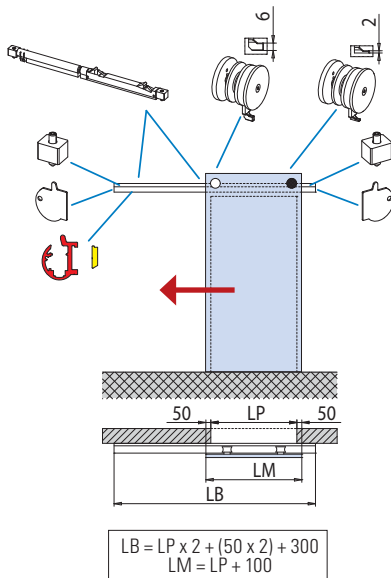
V-6150



$$HM = H + 186$$

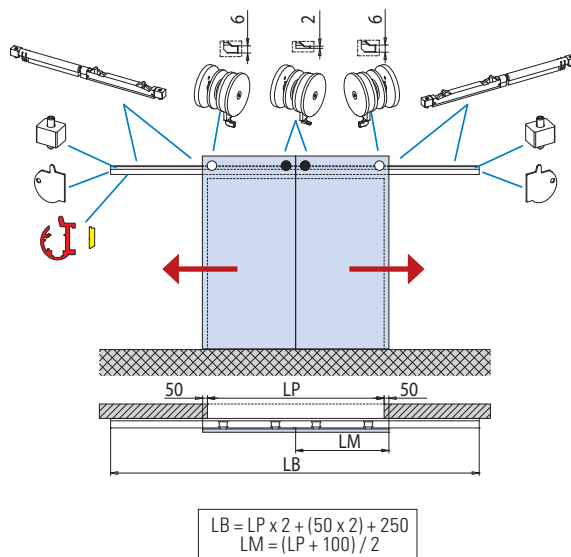
V-6150 SET 1

- Set per 1 anta scorrevole, fissaggio a parete
- Sliding door set, wall installation
- Schiebetürset für 1 fig, Wandmontage

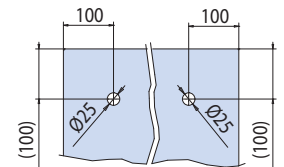


V-6150 SET 2

- Set per 2 ante scorrevoli, fissaggio a parete
- Sliding doors set, wall installation
- Schiebetürset für 2 fig, Wandmontage



LAVORAZIONE VETRO GLASS PREPARATION GLASBEARBEITUNG



xla346b

COMPONENTI | COMPONENTS | EINZELTEILE ▶ 60



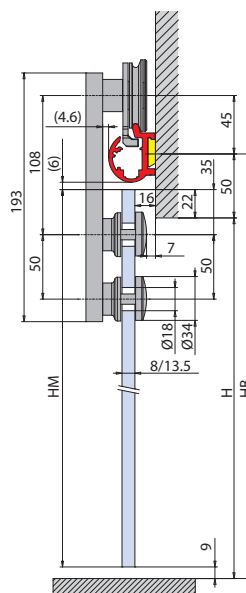
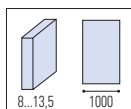
Cod.	Fin. Fin. Oberf.	V-6150 SET 1	V-6150 SET 2
V-6150 L=1500→3000	AN / IXE / CR	1	-
V-6150 L=3000→6000	AN / IXE / CR	-	1
V-6152	AN / IXE / CR	1	2
V-012-EVO	AN / NS	1	2



MINIMAL TONDO SOFT-CLOSE

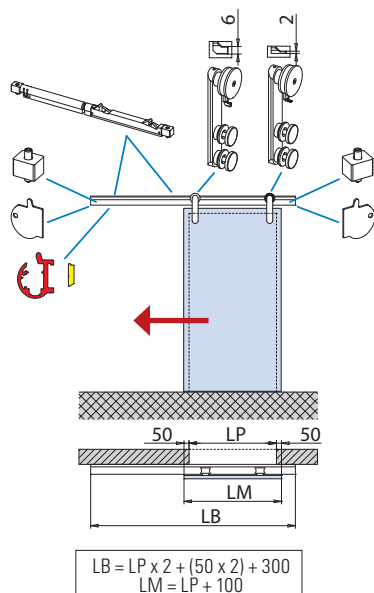


V-6020



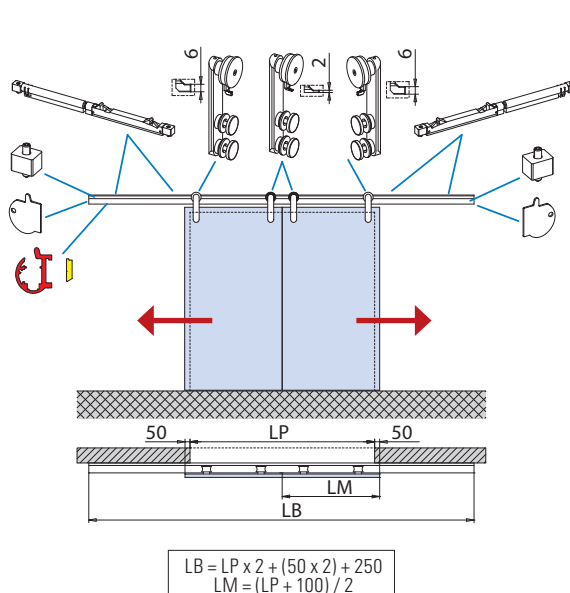
V-6020 SET 1

- Set per 1 anta scorrevole, fissaggio a parete
- Sliding door set, wall installation
- Schiebetürset für 1 flg, Wandmontage

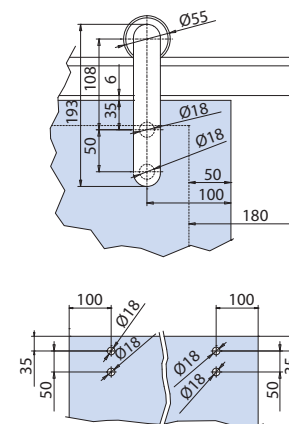


V-6020 SET 2

- Set per 2 ante scorrevoli, fissaggio a parete
- Sliding doors set, wall installation
- Schiebetürset für 2 flg, Wandmontage



LAVORAZIONE VETRO GLASS PREPARATION GLASBEARBEITUNG



xla347b

COMPONENTI | COMPONENTS | EINZELTEILE ▶ 60



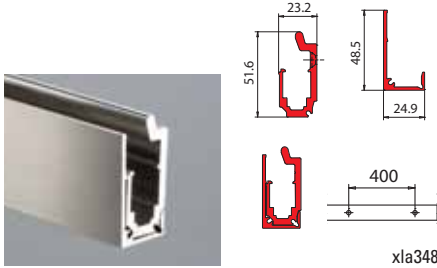
Cod.	Fin. Fin. Oberf.	V-6020 SET 1	V-6020 SET 2
V-6150 L=1500→3000	AN / IXE / CR	1	-
V-6150 L=3000→6000	AN / IXE / CR	-	1
V-6022	AN / IXE / CR	1	2
V-012-EVO	AN / NS	1	2

MINIMAL SOFT-CLOSE COMPONENTI | COMPONENTS | EINZELTEILE



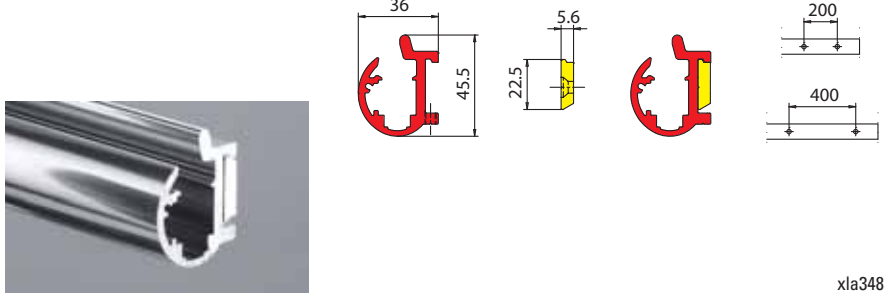
V-6450

- Binario Minimal Quadro
- Track profile Minimal Quadro
- Laufschiene Minimal Quadro



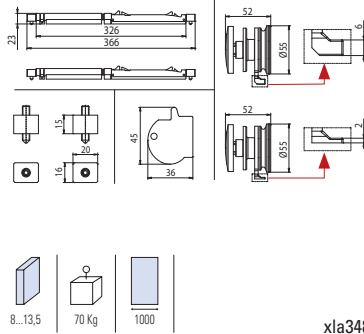
V-6150

- Binario Minimal Tondo
- Track profile Minimal Tondo
- Laufschiene Minimal Tondo



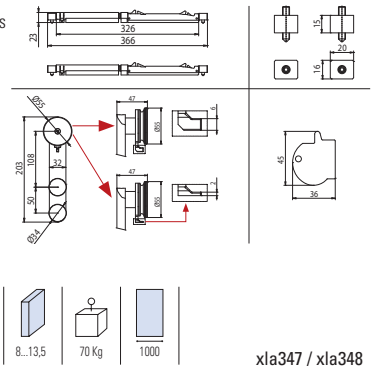
V-6152

- Set carrelli, stopper Soft-close e tappi per 1 anta scorrevole (per V-6150)
- Set trolley hangers, Soft-close stoppers and endcaps for 1 panel (for V-6150)
- Set Laufrollen, Soft-close Stopper und Endkappen für 1 Flügel (für V-6150)



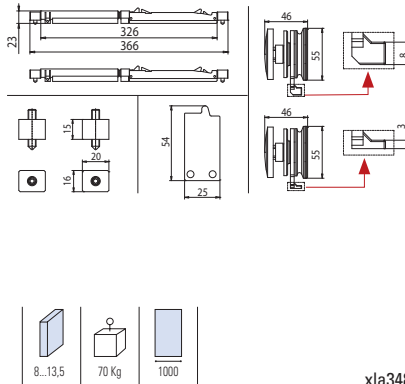
V-6022

- Set carrelli, stopper Soft-close e tappi per 1 anta scorrevole (per V-6020)
- Set trolley hangers, Soft-close stoppers and endcaps for 1 panel (for V-6020)
- Set Laufrollen, Soft-close Stopper und Endkappen für 1 Flügel (für V-6020)



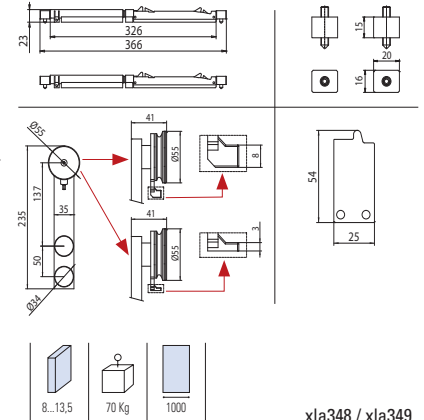
V-6452

- Set carrelli, stopper Soft-close e tappi per 1 anta scorrevole (per V-6450)
- Set trolley hangers, Soft-close stoppers and endcaps for 1 panel (for V-6450)
- Set Laufrollen, Soft-close Stopper und Endkappen für 1 Flügel (für V-6450)



V-6352

- Set carrelli, stopper Soft-close e tappi per 1 anta scorrevole (per V-6350)
- Set trolley hangers, Soft-close stoppers and endcaps for 1 panel (for V-6350)
- Set Laufrollen, Soft-close Stopper und Endkappen für 1 Flügel (für V-6350)



V-6006

- Profilo e veletta per fissaggio binario a vetro (non preforato).
- Profile and cover profile for glass installation (not predrilled).
- Profil und Abdeckung für Glasmontage (nicht vorgebohrt).

V-6007

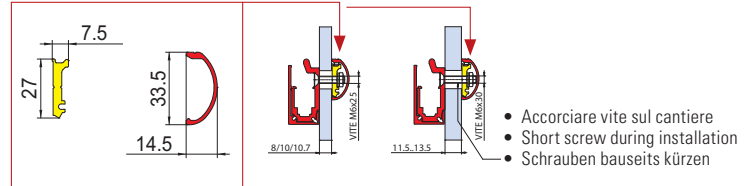
- Paio di tappi laterali per profili fissaggio a vetro V-6006.
- Pair endcaps for V-6006 profiles glass installation.
- Paar Endkappen für Profile V-6006 Glasmontage.



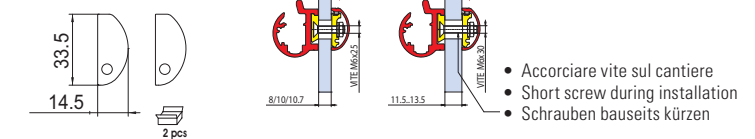
Cod.	Fin. Fin. Oberf.
V-6006-2000 mm	AN / CR / IXE
V-6006-3000 mm	AN / CR / IXE
V-6006-4000 mm	AN / CR / IXE
V-6006-6000 mm	AN / CR / IXE
V-6006-MIS*	AN / CR / IXE

* disponibilità taglio a misura
* cut to size
* nach Mass geschnitten mm 1500→6000

V-6006



V-6007



xla340b / xla346c / xla348c

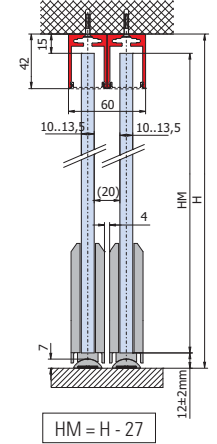
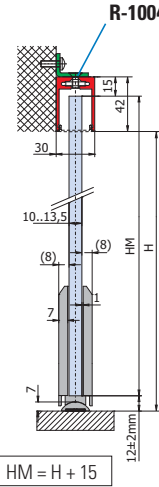
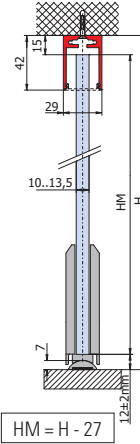
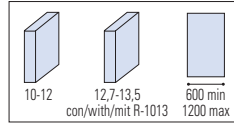


**MINIMAL
QUADRO
V-6450**
▶ 56



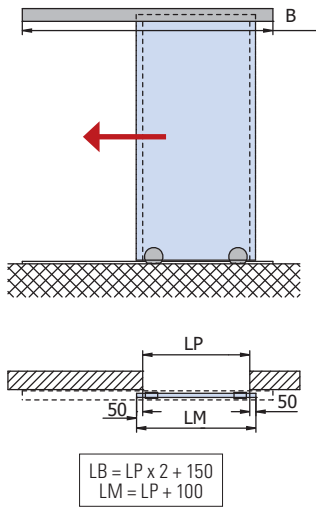
ROLLING CENTER

R-1000



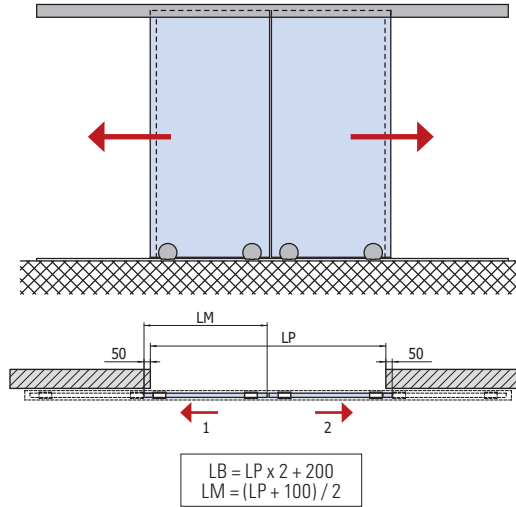
R-1000 SET 1

- Set per 1 ante scorrevole, fissaggio a parete / soffitto
- Sliding door set, wall / ceiling installation
- Schiebetürset für 1 flg, Wand-Deckenmontage

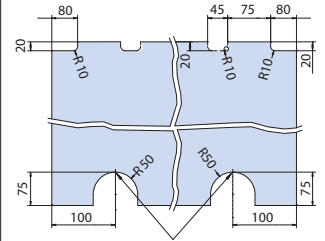


R-1000 SET 2

- Set per 2 ante scorrevoli, fissaggio a parete / soffitto
- Sliding doors set, wall / ceiling installation
- Schiebetürset für 2 flg, Wand-Deckenmontage



LAVORAZIONE VETRO GLASS PREPARATION GLASBEARBEITUNG

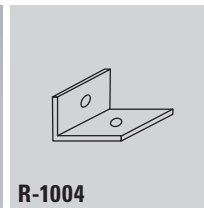


xla260

COMPONENTI | COMPONENTS | EINZELTEILE ▶ 65-66



R-1000+R-1012



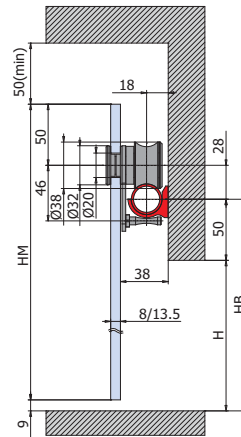
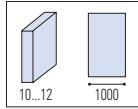
R-1004

Cod.	Fin. Fin. Oberf.	R-1000 SET 1 FIX	R-1000 SET 1-MIS	R-1000 SET 2 FIX	R-1000 SET 2-MIS
R-1000 L=2000 L=3000 L=4000 L=6000	IXE	1	-	1	-
R-1000-MIS L=1500→6000	IXE	-	1	-	1
R-1012 L=2000 L=3000 L=4000 L=6000	IXE	1	-	1	1
R-1012-MIS L=1500→6000	IXE	-	1	-	1
R-1005	IXE	2	2	4	4
R-1004 Staffa bracket Winkelverbinder (OPTIONAL)	-	(1 x 500 mm)	(1 x 500 mm)	(1 x 500 mm)	(1 x 500 mm)
R-1002 Tappi Endcaps Endkappe	-	1	1	1	1
R-1006	-	1	1	2	2
R-1007	-	1 x 250 mm	1 x 250 mm	1 x 250 mm	1 x 250 mm



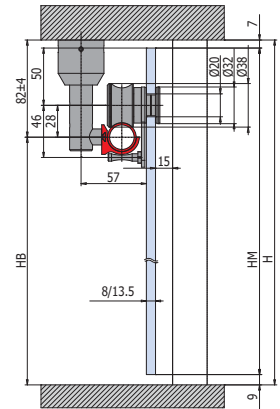
ROLLIE

VL-6100



$$HM = H + 50 + 28 + (50) - 9$$

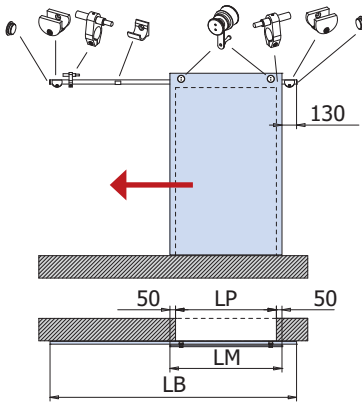
Con supporto pla171e (optional)
With support pla171e (optional)
Mit Deckenverbinder pla171e (optional)



$$HM = H - 7 - 9$$

VL-6100 SET 1 FIX

- Set per 1 anta scorrevole, fissaggio a parete
- Sliding door set, wall installation
- Schiebetürset für 1 flg, Wandmontage

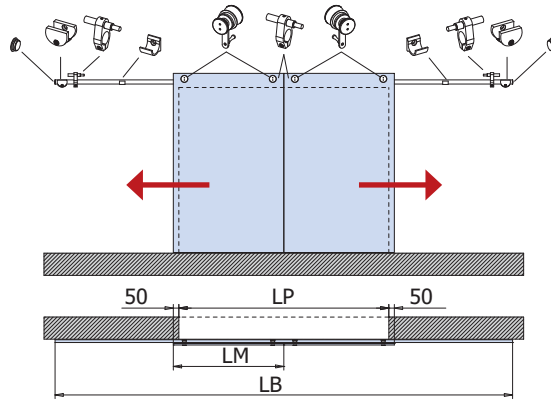


$$LM = LP + 100$$

$$HB = H + 50$$

VL-6100 SET 2 FIX

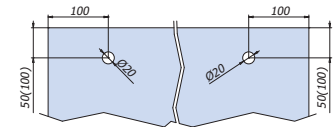
- Set per 2 ante scorrevoli, fissaggio a parete
- Sliding doors set, wall installation
- Schiebetürset für 2 flg, Wandmontage



$$LM = LP + 100$$


$$HB = H - 82$$

LAVORAZIONE VETRO GLASS PREPARATION GLASBEARBEITUNG



xla336b / xla337b

COMPONENTI | COMPONENTS | EINZELTEILE ▶ 65-66

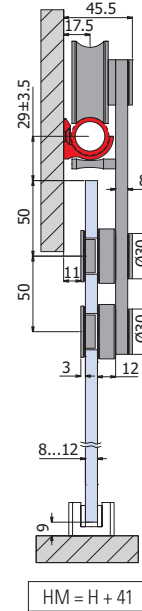
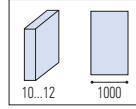


Cod.	Fin. Fin. Oberf.	VL-6100 SET 1 FIX	VL-6100 SET 1-MIS	VL-6100 SET 2 FIX	VL-6100 SET 2-MIS
VL-3005 L=2000	IX	1	-	2	-
VL-3005-MIS L=1500→6000	IX	-	1	-	1
VL-3001	IX	2	2	2	2
VL-3002	IX	2	2	4	4
VL-054	IX	1	1	2	2
VL-6103	IX	2	2	4	4
VL-3008	IX	1	1	1	1
VL-6104	IX	2	2	4	4



SLIDING TECH

VL-3000

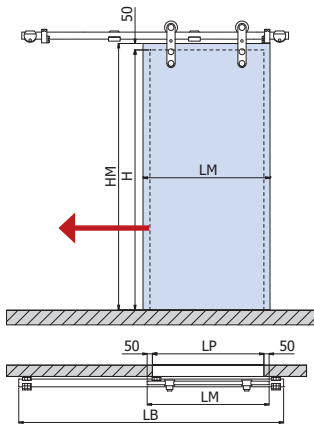


- versione curva
- with curved track
- mit gebogener Laufschiene



VL-3000 SET 1 FIX

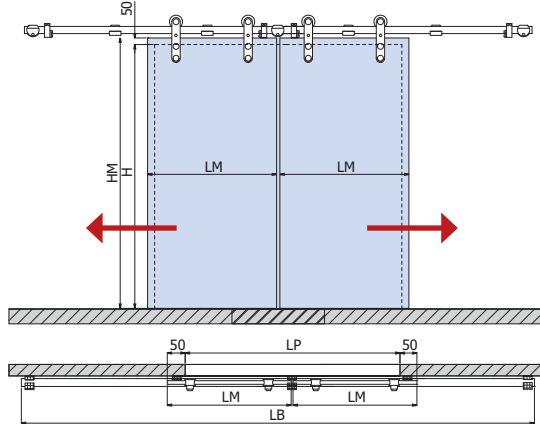
- Set per 1 anta scorrevole, fissaggio a parete
- Sliding door set, wall installation
- Schiebetürset für 1 fig, Wandmontage



$$LM = LP + 100$$

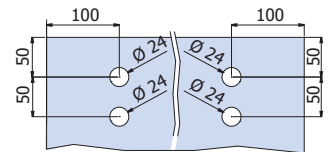
VL-3000 SET 2 FIX

- Set per 2 ante scorrevoli, fissaggio a parete
- Sliding doors set, wall installation
- Schiebetürset für 2 fig, Wandmontage



$$LM = (LP + 100) / 2$$

LAVORAZIONE VETRO GLASS PREPARATION GLASBEARBEITUNG



xme251b

COMPONENTI | COMPONENTS | EINZELTEILE



Cod.	Fin. Fin. Oberf.	VL-3000 SET 1 FIX	VL-3000 SET 1-MIS	VL-3000 SET 2 FIX	VL-3000 SET 2-MIS
VL-3005 L=2000	IX	1	-	2	-
VL-3005-MIS L=1500 → 6000	IX	-	1	-	1
VL-3001	IX	2	2	2	2
VL-3002	IX	2	2	4	4
VL-054	IX	1	1	2	2
VL-3003	IX	2	2	4	4
VL-3008	IX	1	1	1	1
VL-3004	IX	2	2	4	4


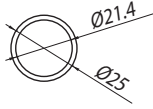
VL-3000 | VL-6100 | R-1000

COMPONENTI | COMPONENTS | EINZELTEILE

VL-3005

- Barra acciaio inox aisi 304
- Stainless steel bar aisi 304
- Laufschiene Edelstahl matt 304

IX

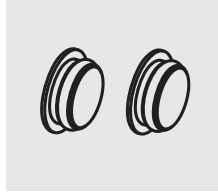
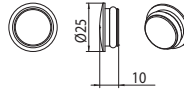


xla337c

VL-3008

- Paio tappi per barra vl-3005
- Pair of end-caps
- Paar Endkappen für Rohr vl-3005

IX



xla337c

VL-3002

- Morsetto centrale di sostegno barra fissato a muro
- Middle clamp support bar/wall
- Mittel Klemhalter für Laufschiene/Wand

IX

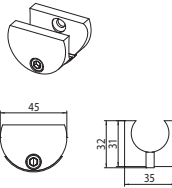


xla337c

VL-3001

- Morsetto laterale di sostegno barra a muro,
- Clamp fixing bar/wall
- Klemhalter für Laufschiene/Wand mit Aushebeschutz aus Kunststoff

IX



xla337c

VL-054

- Guida a pavimento
- Floor guide stainless steel
- Bodenführung aus Edelstahl

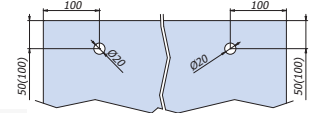
IX



VL-6103

- Carrello scorrevole
- Roller
- Rollenwagen

IX

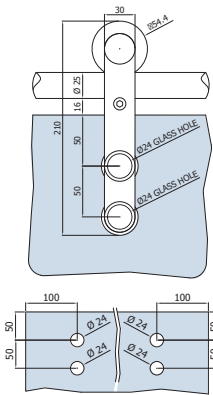


xla337c

VL-3003

- Carrello scorrevole
- Roller
- Rollenwagen

IX

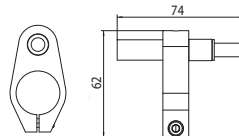


xme304

VL-6104

- Stopper destro e sinistro
- Stopper left and right
- Türstopper links und rechts.

IX



xla337c

VL-3004

- Stopper destro e sinistro
- Stopper left and right
- Türstopper links und rechts.

IX

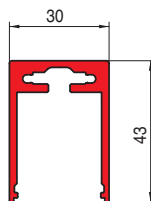


xla337c

R-1000

- Profilo superiore Rolling.
- Aluminium top profile Rolling.
- Laufschiene Rolling.

IXE

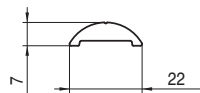


xla262

R-1012

- Canalina a pavimento Rolling.
- Bottom profile Rolling.
- Bodenschiene Rolling.

IXE

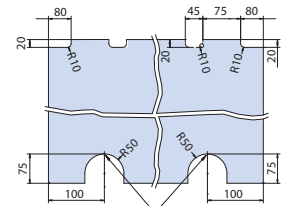


xla262

R-1005

- Ruota Ø 120 mm Rolling center.
- Sliding Roller Ø 120 mm. Rolling center.
- Laufrolle Ø 120 mm. Rolling center.

IXE



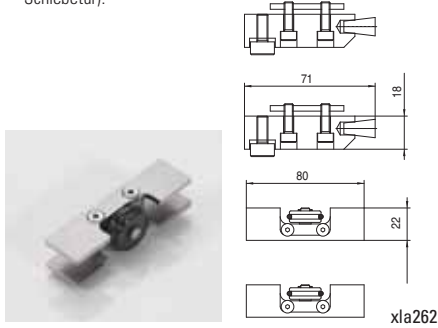
xla262

VL-3000 | VL-6100 | R-1000

COMPONENTI | COMPONENTS | EINZELTEILE

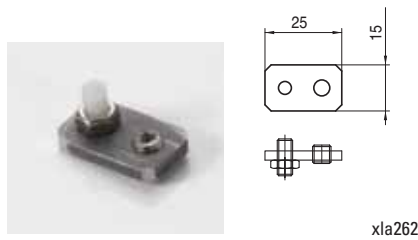
R-1006

- N° 2 stopper e N° 2 carrellini superiori Rolling (per 1 anta).
- N° 2 stoppers and N° 2 top roller Rolling (for 1 panel).
- 2 Stück stoppers und 2 Stück oberen Laufwagen (für 1 Schiebetür).



R-1007

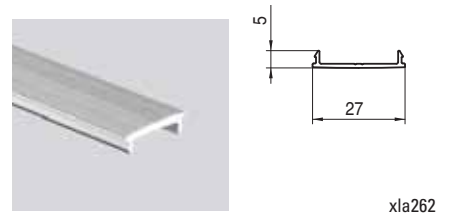
- Piastrina antisgancio per guida superiore Rolling necessario 1 pezzo ogni 250 mm.
- Antijump plate for Rolling top track profile 1 piece necessary every 250 mm.
- Aushebeschutzplatte für Rolling Laufschiene 1 Stück je 250 mm.



R-2012

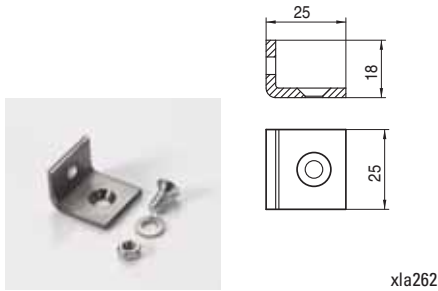
- Profilo a scatto per chiusura profilo superiore Rolling.
- Clips profile for Aluminium top profile Rolling.
- Sichtschutzprofil für Rolling Laufschiene.

IXE



R-1004

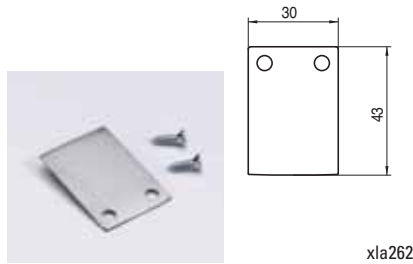
- 1 pezzo staffa per fissaggio a parete guida Rolling.
- 1 Pcs. bracket for wall installation Rolling top profile.
- 1 Stk. Winkelprofil für Wandbefestigung Rolling Laufschiene.



R-1002

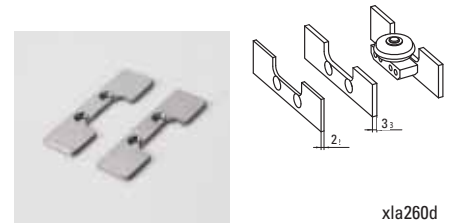
- Paio tappi finali per Rolling Center.
- Paar Endkappen Rolling Laufschiene.
- Pair endcaps for Rolling top profile.

IXE



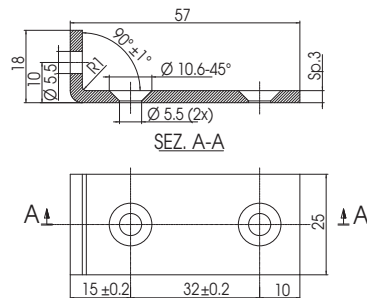
R-1013

- Set per spessori vetro 12,7/13,5.
- Set spacers for glass thickness 12,7/13,5.
- Set Distanzscheiben für Glasdicke 12,7/13,5.



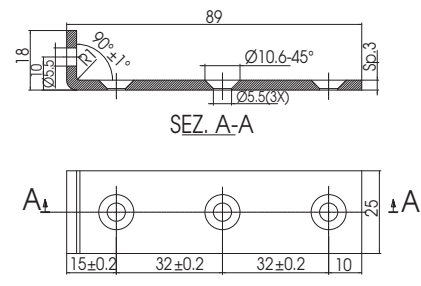
R-1008


- 1 pezzo staffa fissaggio a parete. 2 guide Rolling.
- 1 pcs bracket for wall installation. 2 Rolling top profiles.
- 1 Stk Winkelprofil für Wandbefestigung. 2 Rolling Laufschiene.



R-1009

- 1 pezzo staffa fissaggio a parete. 3 guide Rolling.
- 1 pcs bracket for wall installation. 3 Rolling top profiles
- 1 Stk Winkelprofil für Wandbefestigung. 3 Rolling Laufschiene.



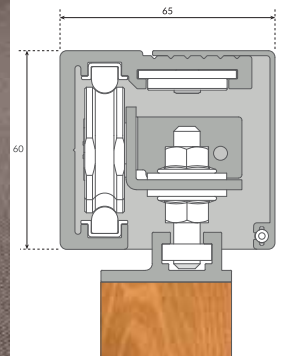


**ROLLIE
V-6100**
▶ 63

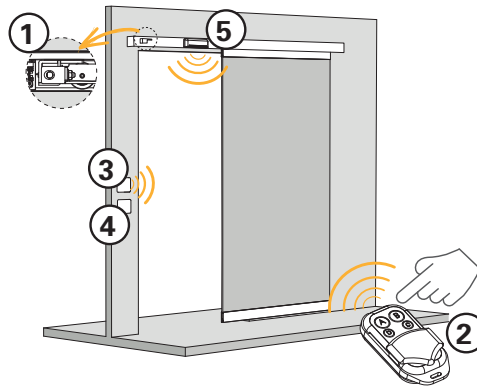
MAGNETO
AUTOMATIC SLIDING DOOR



- Motore ad azionamento automatico per porte interne.
- Automatic starter motor for interior doors.
- Motor mit automatischem Antrieb für innere Türen.



COMPONENTI | COMPONENTS | EINZELTEILE



Bluetooth™

- La comunicazione tra il pannello di controllo elettronico e il motore è via Bluetooth, in modo da ridurre i tempi di installazione ed i problemi causati da contatti difettosi.
- Communication between the electronic control panel and motor driver is via Wireless Bluetooth, to reduce installation times and problems arising by poor cable connections.
- Die Kommunikation zwischen der elektronischen Steuereinheit und dem Motor läuft über Bluetooth, um Montagezeit und Probleme aufgrund schlechter Kontakte zu reduzieren.



- **Chiusura automatica:**
Alimentazione elettrica 24 V DC.
- **Automatic lock:**
24 V DC power supply Two models available: fail-safe and fail secure.
- **Automatisches Schließen**
24 V DC-Netzteil.



- **Controllo a distanza:**
Quattro modalità di funzionamento: Auto / Aperto / Chiuso / solo uscita. Ricevitore incorporato nella scheda di controllo. Trasmettitore portatili a batteria - 12 V DC.
- **Remote control:**
Four operating modes: Auto / Open / Close / Exit Only. Receiver incorporated in the main control board. Pocked size transmitter - 12V DC battery.
- **Fernbedienung**
Vier Betriebsarten: Auto / Offen / Geschlossen / Nur Ausgang.
In der Steuerplatine integrierter Empfänger – 12 mobiler Akku-Sender – 12 V DC.



- **Interruttore senza tocco:**
la porta si attiva semplicemente avvicinando la mano o l'avambraccio.
- **Touch-less switch:**
The door is activated by simply approaching your hand or elbow.
- **Berührungsfreier Schalter:**
die Tür wird einfach durch Annähern der Hand oder des Unterarms aktiviert



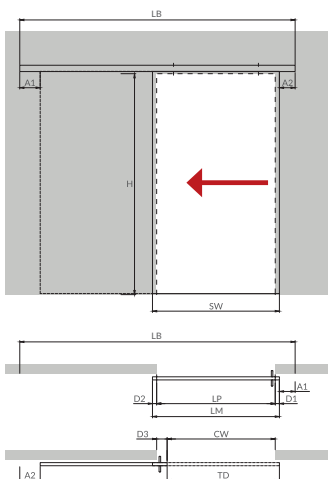
- **Interruttore manuale:**
Da premere per attivare la porta. Se desiderato, premere una volta per aprire e una seconda volta per chiudere.
- **Push button:**
Press to activate the door. Optionally, press to open, and press a second time to close.
- **Wandschalter:**
Aktiviert die Tür auf Druck. Auf Wunsch einmal drücken zum Öffnen und ein zweites Mal zum Schließen.



- **Sensore a infrarossi:**
la porta si attiva quando il sensore rileva una presenza o un movimento.
- **Infrared sensor:**
When the sensor detects presence or movement, the door activates.
- **Infrarot-Sensor:**
die Tür wird bei Erkennung des Sensors einer Anwesenheit oder Bewegung aktiviert.

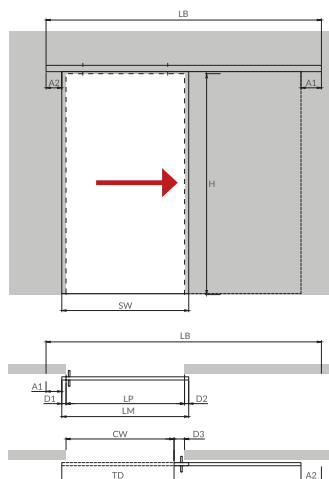
AM-5010 SX

- Apertura lato sinistro
- Left side opening
- Öffnung linke Seite



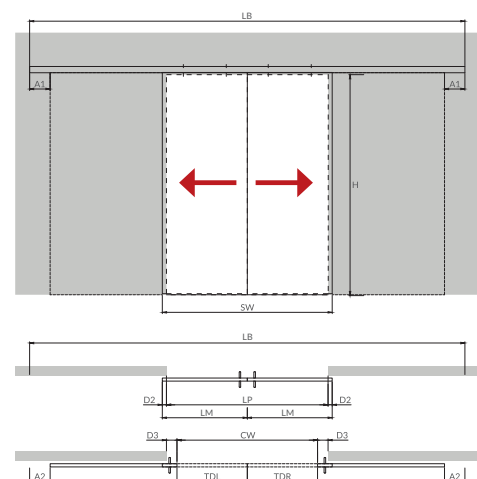
AM-5010 DX

- Apertura lato destro
- Right side opening
- Öffnung rechte Seite



AM-5020 SX

- Apertura su due lati
- Bi-part opening
- Zweiseitige Öffnung

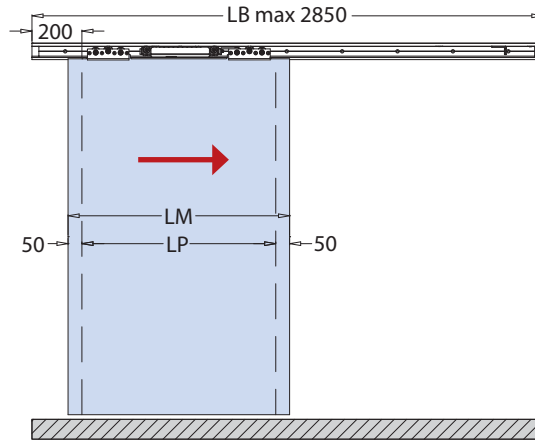
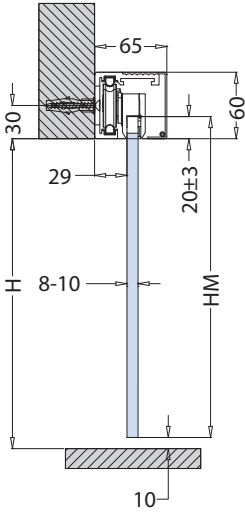


MAGNETO

AUTOMATIC SLIDING DOOR


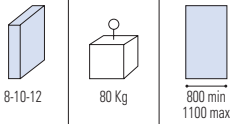
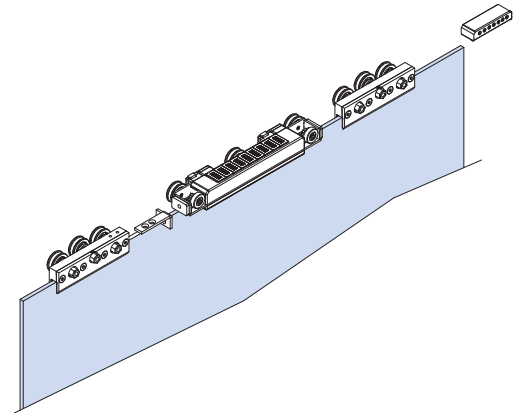
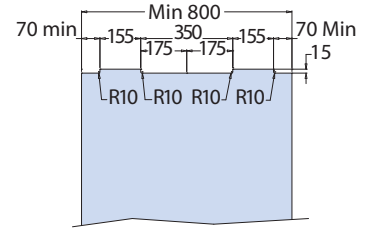
ANTA IN VETRO (8-12mm) | GLASS PANEL (8 to 12mm) | GANZGLASFLÜGEL (von 8-12mm)

- Set per 1 anta scorrevole in vetro
- Sliding door set
- Schiebetürset für 1 flg



$$\begin{aligned} HM &= H + 10 \\ LM &= LP + 100 \\ LB &= (LM \times 2) + 400 \end{aligned}$$

- Lavorazione vetro
- Glass preparation
- Glasbearbeitung

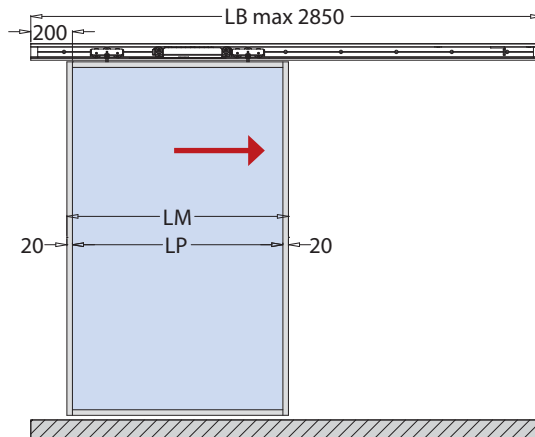
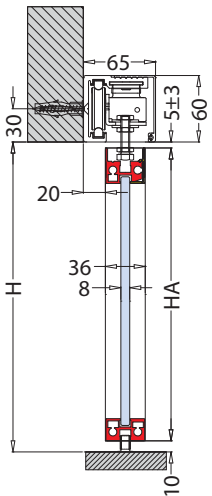


xme413

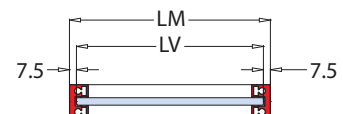
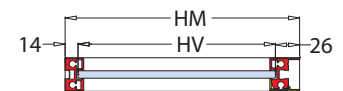
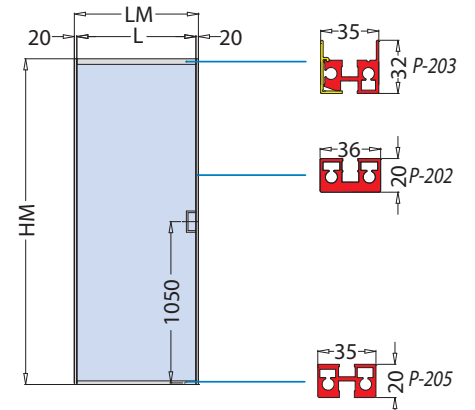
ANTA IN ALLUMINIO PO-290 | ALUMINIUM PANEL PO-290 | ALUMINIUMFLÜGEL PO-290

- Set per 1 anta scorrevole in vetro
- Sliding door set
- Schiebetürset für 1 flg

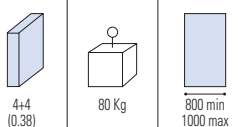
- Con ante intelaiate
- With aluminium panels
- Aluminium Flügelrahmen



$$\begin{aligned} HA &= H - 15 \\ LM &= LP + 40 \\ LB &= (LM \times 2) + 400 \end{aligned}$$



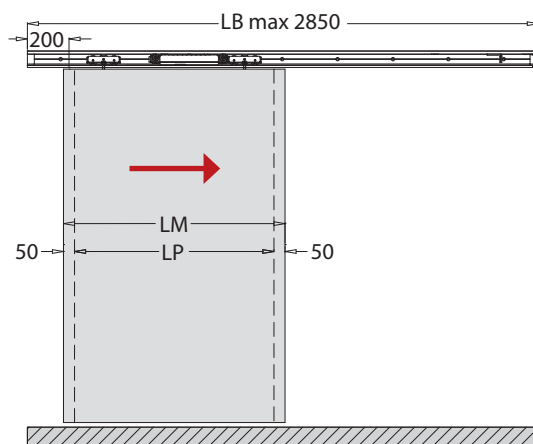
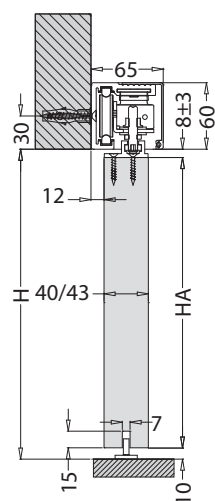
$$\begin{aligned} LV &= LM - 15 \\ HV &= HM - 40 \end{aligned}$$



xme413

ANTA IN LEGNO 40mm SPESSORE | 40mm WOODEN LEAVES | HOLZFÜGEL 40mm

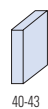
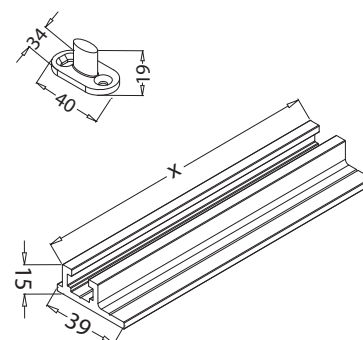
- Set per 1 anta in legno
- Wooden leaves door set
- Holzflügelset für 1 flg



$$\begin{aligned} HA &= H - 18 \\ LA &= LP + 100 \\ LB &= (LM \times 2) + 400 \end{aligned}$$

AM-5040

- Adattatore anta in legno e guida a pavimento
- Wood leaf adaptor and floor guide
- Adapterstück Holzflügel und Bodenführung



40-43



80 Kg



800 min
1100 max

xme413

Cod.	Numerazione componenti: Part numbers: Nummerierung Komponenten:
AM-5010 DX AM-5010 SX	"Magneto" guida automatica per porta singola scorrevole. Completa di veletta e telecomando. Completamente assemblata. (accessori anta porta esclusi). "Magneto" automatic drive for single sliding door. Complete with cover, remote control. Fully assembled. (accessories for door leavers not included). "Magneto" automatische Führungsschiene für einzelflügelige Schiebetür. Komplett mit Frontblende und Fernbedienung. Komplett montiert. (ausgenommen Türflügel-Zubehör).
AM-5020 DX AM-5020 SX	"Magneto" guida automatica per porta scorrevole doppia. Completa di veletta e telecomando. Completamente assemblata. (accessori anta porta esclusi). "Magneto" automatic drive for bi-part sliding door. Complete with cover, remote control. Fully assembled (accessories for door leavers not included). "Magneto" automatische Führungsschiene für doppelflügelige Schiebetür. Komplett mit Frontblende und Fernbedienung. Komplett montiert. (ausgenommen Türflügel-Zubehör).
AM-5004	Serratura automatica con meccanismo di sicurezza. Automatic lock, fail-safe Automatische Verriegelung mit Sicherheitsmechanismus.
AM-5003	Telecomando (opzionale) Remote control (additional) Fernsteuerung (optional)
	Accessori anta porta: Accessories for door leaves: Türflügel-Zubehör:
AM-5040	Adattatore anta legno e guida a pavimento. Wood leaf adaptor and floor guide. Adapterstück Holzflügel und Bodenführung.
AM-5012	Staffe e guida a pavimento per anta vetro 8-12 mm. Leaf hangers and floor guide for 8-12 mm glass leaf. Halterung und Bodenführung für Glasflügel 8-12 mm.
	Attivazione e sicurezza: Activation and safety: Aktivierung und Sicherheit:
AM-5051	Interruttore touch-less. Touch-less switch. Berührungsloser Schalter.
AM-5050	Sensore di sicurezza ed attivazione a infrarossi. Activation and safety IR sensor. Infrarot-Sicherheits- und Aktivierungssensor.



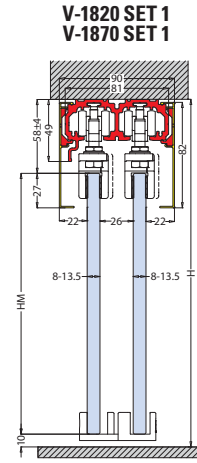
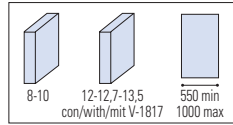
BRIXIA SINCRO 2 VIE (OPTIONAL SOFT-CLOSE)



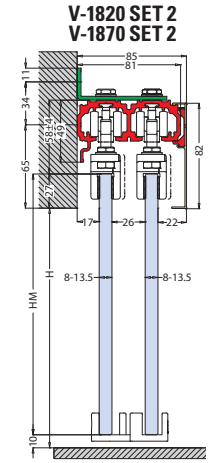
V-1820
TRASCINAMENTO SINCRO CON FUNE
SINCRO DRAGGING SYSTEM WITH CABLE
SINCRO MITNEHMER KIT MIT SEILZUG



V-1870
TRASCINAMENTO MECCANICO
MECHANICAL DRAGGING SYSTEM
MIT MECHANISCHEM MITNEHMER



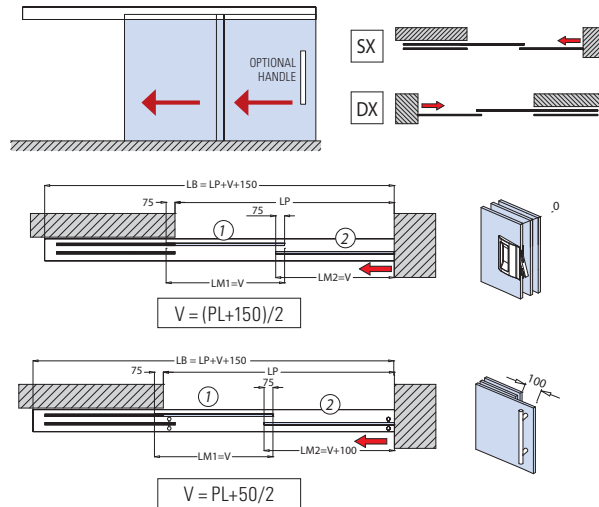
V-1820 HM = H - 68
V-1870 HM = H - 72



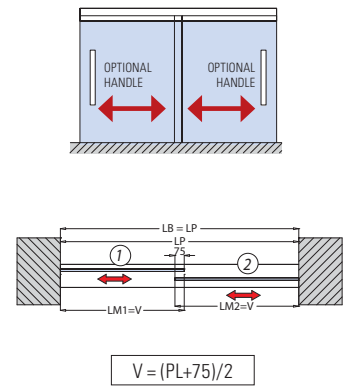
V-1820 HM = H + 17
V-1870 HM = H + 13

- Sistema per 2 ante scorrevoli telescopiche con kit di trascinamento
- Telescopic sliding door system 2-ways with dragging mechanism.
- Teleskopisches Schiebetürsystem 2-läufig mit Mitnehmer Kit

V-1820 | V-1870 SET 1 (Soffitto | Ceiling | Decke) V-1820 | V-1870 SET 2 (Parete | Wall | Wand)





V-1820 SET 5 (Soffitto | Ceiling | Decke)



xme425lm

COMPONENTI | COMPONENTS | EINZELTEILE ▶ 76-77-78



Cod.	Fin. Fin. Oberf.	V-1820 V-1870 SET 1 FIX	V-1820 V-1870 SET 1 MIS	V-1820 V-1870 SET 2 FIX	V-1820 V-1870 SET 2 MIS	V-1820 V-1870 SET 5 FIX	V-1820 V-1870 SET 5 MIS
V-1820 LB=2000 LB=3000 LB=4000 LB=6000	AN	1	—	1	—	1	—
V-1820-MIS LB= 1500→6000	AN	—	1	—	1	—	1
V-1821 LB=2000 LB=3000 LB=4000 LB=6000	AN	2	—	1	—	2	—
V-1821-MIS LB= 1500→6000	AN	—	2	—	1	—	2
V-1823	—	1	1	1	1	1	1
V-1826 (per set V-1820) V-1876 (per set V-1870)	—	1	1	1	1	—	—
V-1822 Staffa Bracket Winkelverbinder	—	—	—	1 x 400 mm	1 x 400 mm	—	—
V-1824-70 Soft-close (OPTIONAL)	—	(1)	(1)	(1)	(1)	(1)(2)	(1)(2)
V-1828-S Tappi per soffitto Endcap for ceiling Endkappe für Decke (OPTIONAL)	AN	(1)	(1)	—	—	(1)	(1)
V-1828-P Tappi per parete Endcap for wall Endkappe für Wand (OPTIONAL)	AN	—	—	(1)	(1)	—	—



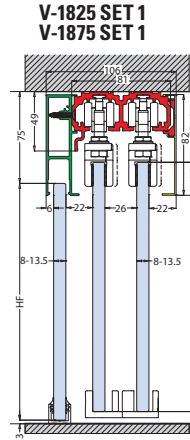
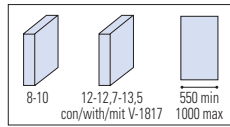
BRIXIA SINCRO 2 VIE + FISSO (OPTIONAL SOFT-CLOSE)



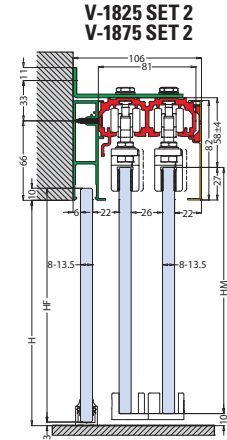
V-1825
TRASCINAMENTO SINCRO CON FUNE
SINCRO DRAGGING SYSTEM WITH CABLE
SINCRO MITNEHMER KIT MIT SEILZUG



V-1875
TRASCINAMENTO MECCANICO
MECHANICAL DRAGGING SYSTEM
MIT MECHANISHEM MITNEHMER

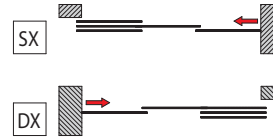
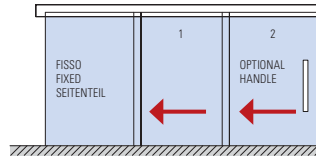


V-1825 HM = H - 68
HF = H - 78
V-1875 HM = H - 72
HF = H - 78

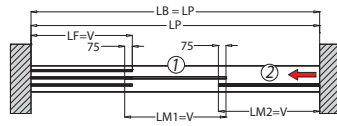


V-1825 HM = H + 17
HF = H + 7
V-1875 HM = H + 13
HF = H + 7

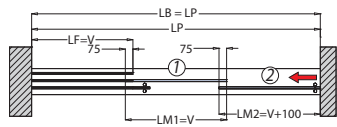
- Sistema per 2 ante scorrevoli telescopiche e vetro fisso con kit di trascinamento
- Telescopic sliding door system 2-ways and fixed panel with dragging mechanism.
- Teleskopisches Schiebetürsystem 2-läufig mit Seitenteil, and Mitnehmer Kit



V-1825 SET 1 (Soffitto | Ceiling | Decke)
V-1875 SET 1

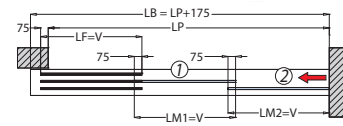


$V = (LP+150)/3$

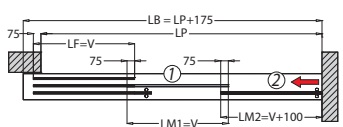


$V = LP+50/3$

V-1825 SET 2 (Parete | Wall | Wand)
V-1875 SET 2





$V = (LP+225)/3$



$V = (LP+125)/3$

xme425o

COMPONENTI | COMPONENTS | EINZELTEILE ▶ 76-77-78



Cod.	Fin. Fin. Oberf.	V-1825 V-1875 SET 1 FIX	V-1825 V-1875 SET 1 MIS	V-1825 V-1875 SET 2 FIX	V-1825 V-1875 SET 2 MIS
V-1820 LB=2000 LB=3000 LB=4000 LB=6000	AN	1	—	1	—
V-1820-MIS LB= 1500→6000	AN	—	1	—	1
V-1821 LB=2000 LB=3000 LB=4000 LB=6000	AN	1	—	1	—
V-1821-MIS LB= 1500→6000	AN	—	1	—	1
V-1834 LB=2000 LB=3000 LB=4000 LB=6000	AN	1	—	1	—
V-1834-MIS LB= 1500→6000	AN	—	1	—	1
V-1823	—	1	1	1	1
V-1826 (per set V-1820) V-1876 (per set V-1875)	—	1	1	1	1
V-1825 Staffa Bracket Winkelverbinder	—	—	—	1 x 400 mm	1 x 400 mm
V-1824-70 Soft-close (OPTIONAL)	—	(1)	(1)	(1)	(1)
V-1828-F Tappi Endcap Endkappe (OPTIONAL)	AN	(1)	(1)	(1)	(1)



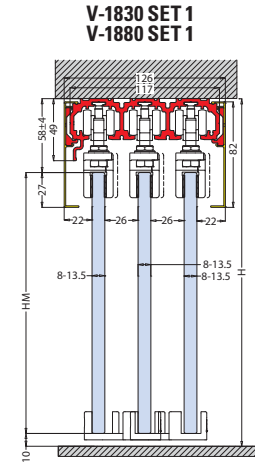
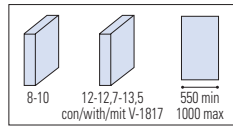
BRIXIA SINCRO 3 VIE (OPTIONAL SOFT-CLOSE)



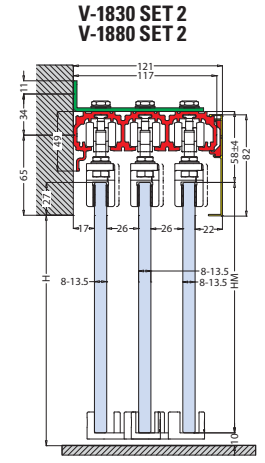
V-1830
TRASCINAMENTO SINCRO CON FUNE
SINCRO DRAGGING SYSTEM WITH CABLE
SINCRO MITNEHMER KIT MIT SEILZUG



V-1880
TRASCINAMENTO MECCANICO
MECHANICAL DRAGGING SYSTEM
MIT MECHANISCHEM MITNEHMER



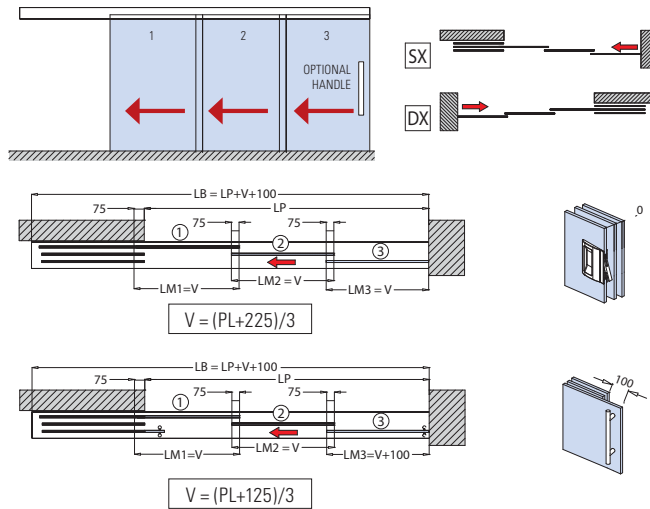
V-1830 HM = H - 68
V-1880 HM = H - 72



V-1830 HM = H + 17
V-1880 HM = H + 13


- Sistema per 3 ante scorrevoli telescopiche con kit di trascinamento
- Telescopic sliding door system 3-ways with dragging mechanism.
- Teleskopisches Schiebetürsystem 3-läufig mit Mitnehmer Kit

V-1830 | V-1880 SET 1 (Soffitto | Ceiling | Decke) V-1830 | V-1880 SET 2 (Parete | Wall | Wand)



xme425pq

COMPONENTI | COMPONENTS | EINZELTEILE ▶ 76-77-78



Cod.	Fin. Fin. Oberf.	V-1830 V-1880 SET 1 FIX	V-1830 V-1880 SET 1 MIS	V-1830 V-1880 SET 2 FIX	V-1830 V-1880 SET 2 MIS
V-1830 LB=2000 LB=3000 LB=4000 LB=6000	AN	1	—	1	—
V-1830-MIS LB= 1500→6000	AN	—	1	—	1
V-1821 LB=2000 LB=3000 LB=4000 LB=6000	AN	1	—	1	—
V-1821-MIS LB= 1500→6000	AN	—	1	—	1
V-1833	—	1	1	1	1
V-1836 (per set V-1830) V-1886 (per set V-1880)	—	1	1	1	1
V-1837 Staffa Bracket Winkelverbinder (OPTIONAL)	—	—	—	1 x 400 mm	1 x 400 mm
V-1824-70 Soft-close (OPTIONAL)	—	(1)	(1)	(1)	(1)
V-1838-S Tappi per soffitto Endcap for ceiling Endkappe für Decke (OPTIONAL)	AN	(1)	(1)	—	—
V-1838-P Tappi per parete Endcap for wall Endkappe für Wand (OPTIONAL)	AN	—	—	(1)	(1)



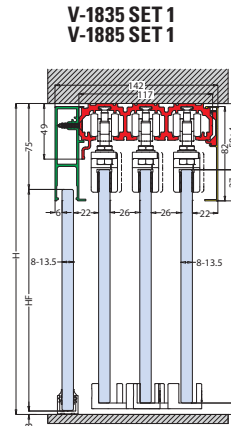
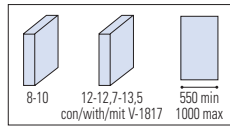
BRIXIA SINCRO 3 VIE + FISSO (OPTIONAL SOFT-CLOSE)



V-1835
TRASCINAMENTO SINCRO CON FUNE
SINCRO DRAGGING SYSTEM WITH CABLE
SINCRO MITNEHMER KIT MIT SEILZUG

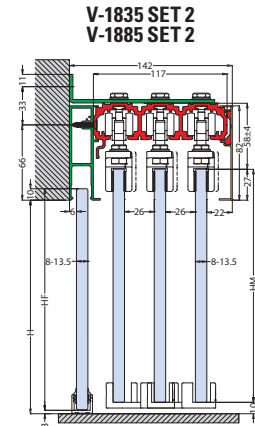


V-1885
TRASCINAMENTO MECCANICO
MECHANICAL DRAGGING SYSTEM
MIT MECHANISHEM MITNEHMER



V-1835 SET 1
V-1885 SET 1

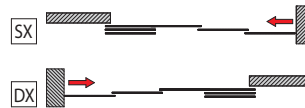
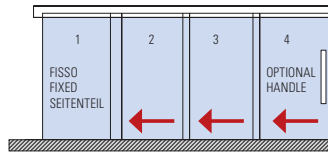
V-1835 HM = H - 68
HF = H - 78
V-1885 HM = H - 72
HF = H - 78



V-1835 SET 2
V-1885 SET 2

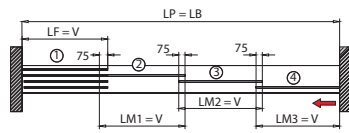
V-1835 HM = H + 17
HF = H + 7
V-1885 HM = H + 13
HF = H + 7

- Sistema per 3 ante scorrevoli telescopiche e vetro fisso con kit di trascinamento
- Telescopic sliding door system 3-ways with and fixed panel with dragging mechanism.
- Teleskopisches Schiebetürsystem 3-läufig mit Seitenteil, und Mitnehmer Kit

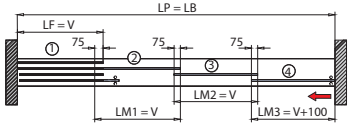


V-1835 SET 1 (Soffitto | Ceiling | Decke) V-1885 SET 1

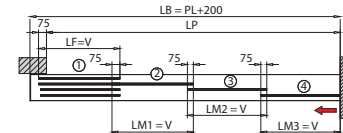
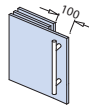
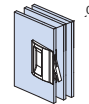
V-1835 SET 2 (Parete | Wall | Wand) V-1885 SET 2



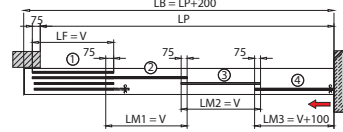
$$V = (LP+225)/4$$



$$V = (LP+125)/4$$





$$V = (LP+300)/4$$



$$V = (LP+200)/4$$

xme425rs

COMPONENTI | COMPONENTS | EINZELTEILE ▶ 76-77-78



Cod.	Fin. Fin. Oberf.	V-1835 V-1885 SET 1 FIX	V-1835 V-1885 SET 1 MIS	V-1835 V-1885 SET 2 FIX	V-1835 V-1885 SET 2 MIS
V-1830 LB=2000 LB=3000 LB=4000 LB=6000	AN	1	-	1	-
V-1830-MIS LB= 1500→6000	AN	-	1	-	1
V-1834 LB=2000 LB=3000 LB=4000 LB=6000	AN	1	-	1	-
V-1834-MIS LB= 1500→6000	AN	-	1	-	1
V-1821 LB=2000 LB=3000 LB=4000 LB=6000	AN	1	-	1	-
V-1821-MIS LB= 1500→6000	AN	-	1	-	1
V-1833	-	1	1	1	1
V-1836 (per set V-1835) V-1886 (per set V-1885)	-	1	1	1	1
V-1835 Staffa Bracket Winkelverbinder	-	-	-	1 x 400 mm	1 x 400 mm
V-1824-70 Soft-close (OPTIONAL)	-	(1)	(1)	(1)	(1)
V-1839 Tappi Endcap Endkappe (OPTIONAL)	AN	(1)	(1)	(1)	(1)

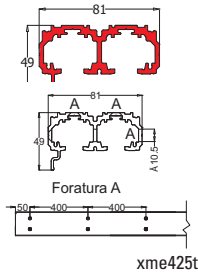

BRIXIA SINCRO - V-1820 | V-1870 | V-1825 | V-1875 | V-1830 | V-1880 | V-1835 | V-1885

COMPONENTI | COMPONENTS | EINZELTEILE

V-1820

- Binario Telescopico Brixia a 2 vie
- Track profile Telescopic Brixia 2 ways
- Laufschiennenprofil Telescopisch Brixia 2-läufig

AN

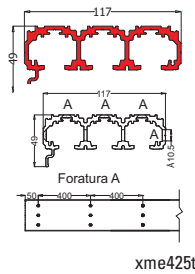



xme425t

V-1830

- Binario telescopico Brixia a 3 vie
- Track profile telescopic Brixia 3 ways
- Laufschiennenprofil Telescopisch Brixia 3-läufig

AN

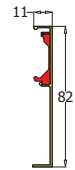


xme425t

V-1821

- Veletta per binari telescopici Brixia in alluminio anodizzato
- Cover profile anodised aluminium for telescopic track profile Brixia
- Verkleidungsprofil aluminium für Laufschiennenprofile Brixia

AN-IXE

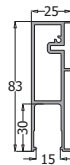


xme425t

V-1834

- Profilo per vetro fisso per binario V-1820 / V-1830
- Side panel profile for track profile V-1820 / V-1830
- Seitenteilprofil für Laufschiene V-1820 / V-1830

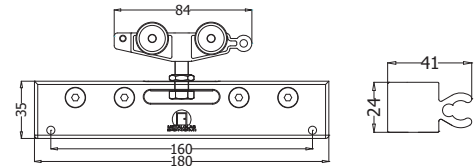

AN



xme425t

V-1823

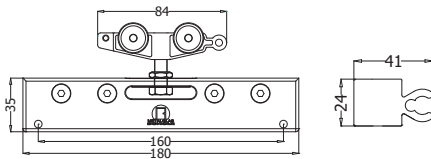
- Set di accessori per 2 ante scorrevoli composto da: N°4 carrelli pinze, N°4 fermacarrello
- Sliding accessory set for 2 panels complete with: N°4 roller carriers - N°4 endstops
- Zubehör komplett mit: N°4 Klemm-Laufwagen, N°4 Endanschläge



xme425t

V-1833

- Set di accessori per 3 ante scorrevoli composto da: N°6 carrelli pinze, N°6 fermacarrello
- Sliding accessory set for 3 panels complete with: N°6 roller carriers - N°6 endstops
- Zubehör komplett mit: N°6 Klemm-Laufwagen, N°6 Endanschläge

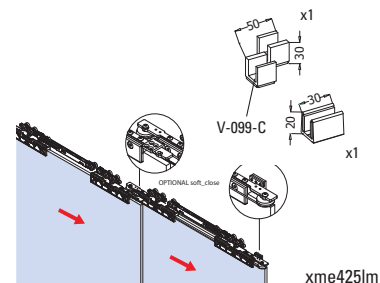



xme425t

V-1826

- Kit morsetti trascinamento Sincro con fune 2 ante scorrevoli compreso di guide a pavimento V-012 e V-099-C
- Dragging kit Sincro with cable for 2 sliding panels, including floor guides V-012 and V-099-C
- Mitnehmer kit Sincro mit Seilzug für 2 bewegliche Schiebetüren mit Bodenführungen V-012 und V-099-C

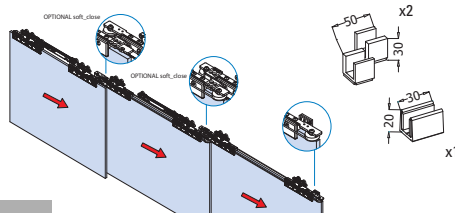
AN



xme425lm

V-1836

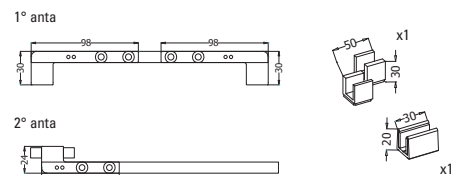
- Kit morsetti trascinamento Sincro con fune 3 ante scorrevoli compreso di guide a pavimento V-012 e V-099-C
- Dragging kit Sincro with cable for 3 sliding panels, including floor guides V-012 and V-099-C
- Mitnehmer kit Sincro mit Seilzug für 3 bewegliche Schiebetüren mit Bodenführungen V-012 und V-099-C



xme425pq

V-1876

- Kit morsetti trascinamento meccanico per 2 ante scorrevoli compreso di guide a pavimento V-012 e V-099-C
- Dragging kit for 2 sliding panels, including floor guides V-012 and V-099-C
- Mitnehmer kit für 2 bewegliche Schiebetüren mit Bodenführungen V-012 und V-099-C



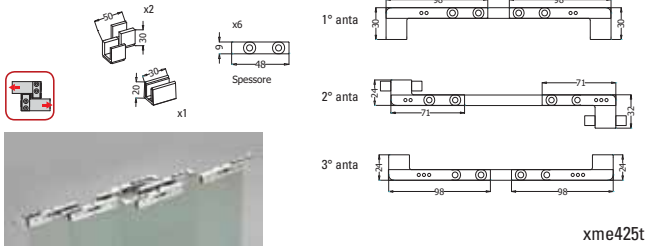
xme425t

BRIXIA SINCRO - V-1820 | V-1870 | V-1825 | V-1875 | V-1830 | V-1880 | V-1835 | V-1885

COMPONENTI | COMPONENTS | EINZELTEILE

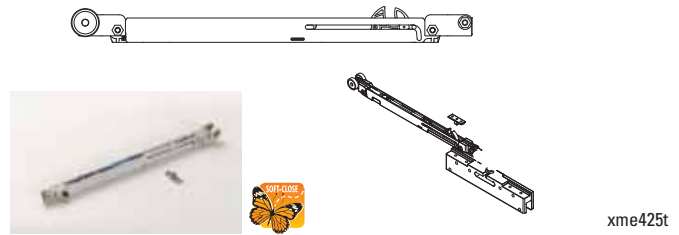
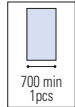
V-1886

- Kit morsetti trascinamento meccanico per 3 ante scorrevoli compreso di guide a pavimento V-012 e V-099-C
- Dragging kit for 3 sliding panels, including floor guides V-012 and V-099-C
- Mitnehmer kit für 3 bewegliche Schiebetüren mit Bodenführungen V-012 und V-099-C



V-1824-70 Kg

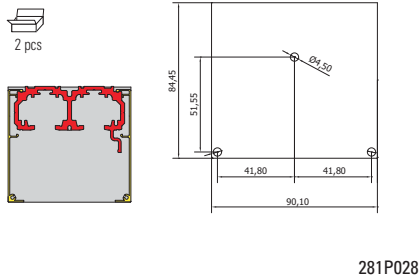
- Optional stopper Soft-close (in chiusura) per scorrevole Telescopico V-1820, V-1830
- Optional stopper with Soft-close mechanism (only closing) for sliding system Telescopic V-1820, V-1830
- Optional stopper mit Soft-close (nur in Schliessrichtung) für Telescopisch V-1820, V-1830



V-1828-S

- Paio tappi finali per sistema V-1820/ V-1870
- Pair endcaps for system V-1820/ V-1870
- Paar Endkappen für System V-1820/ V-1870

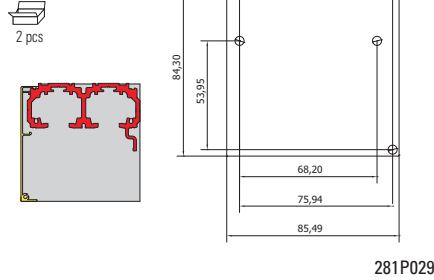
AN-IXE



V-1828-P

- Paio tappi finali per sistema V-1820/ V-1870
- Pair endcaps for system V-1820/ V-1870
- Paar Endkappen für System V-1820/ V-1870

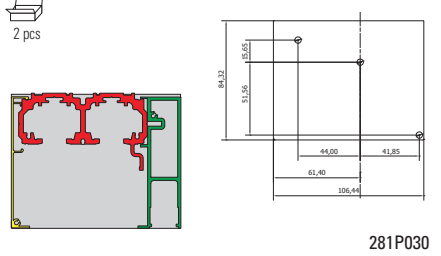
AN-IXE



V-1828-F

- Paio tappi finali per sistema V-1825/ V-1875
- Pair endcaps for system V-1825/ V-1875
- Paar Endkappen für System V-1825/ V-1875

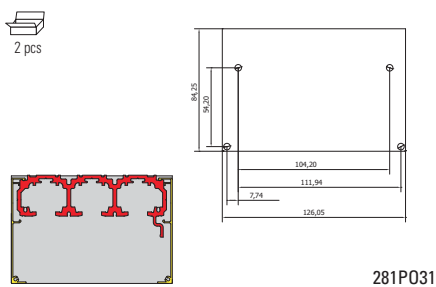
AN-IXE



V-1838-S

- Paio tappi finali per sistema V-1830/ V-1880
- Pair endcaps for system V-1830/ V-1880
- Paar Endkappen für System V-1830/ V-1880

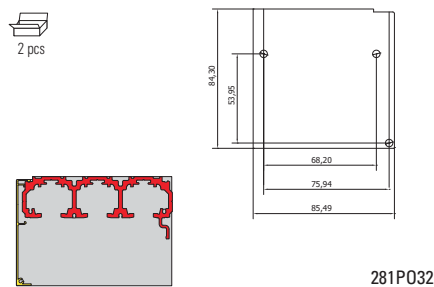
AN-IXE



V-1838-P

- Paio tappi finali per sistema V-1830/ V-1880
- Pair endcaps for system V-1830/ V-1880
- Paar Endkappen für System V-1830/ V-1880

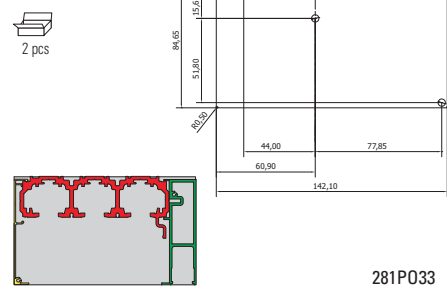
AN-IXE



V-1839

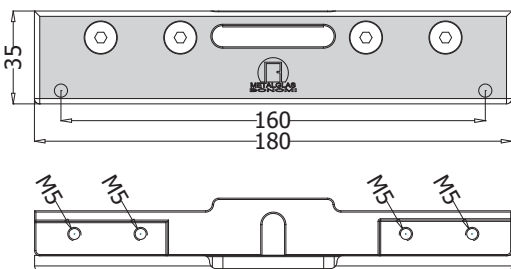
- Paio tappi finali per sistema V-1835/ V-1885
- Pair endcaps for system V-1835/ V-1885
- Paar Endkappen für System V-1835/ V-1885

AN-IXE



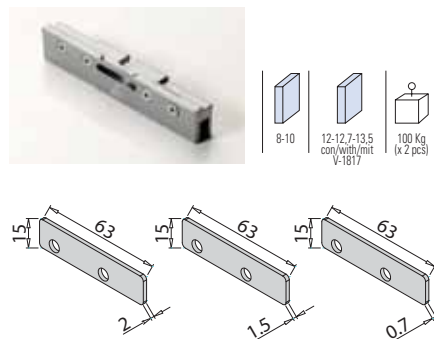
V-090-T

- Pinza
- Clamp
- Klemmschuh



V-1817

- Kit spessori vetro OPTIONAL 12 - 12,7 - 13,5
- Kit spacers for glass thickness OPTIONAL 12 - 12,7 - 13,5
- Kit Distanzscheiben für Glasdicke OPTIONAL 12 - 12,7 - 13,5

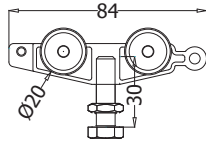


BRIXIA SINCRO - V-1820 | V-1870 | V-1825 | V-1875 | V-1830 | V-1880 | V-1835 | V-1885

COMPONENTI | COMPONENTS | EINZELTEILE

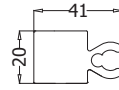
V-1816

- Carrello Brixia Heavy
- Carrier Brixia Heavy
- Laufwagen Brixia Heavy



V-1817

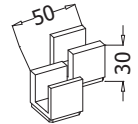
- Stoppers Brixia



xme425t

V-099-C DX | V-099-C SX

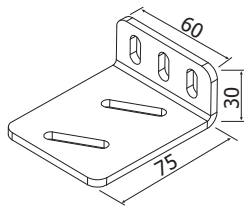
- Doppia guida a pavimento destra o sinistra
- Double floor guide right or left
- Doppel Bodenführung rechts oder links



xme425t

V-1822

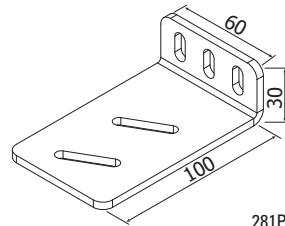
- 1 pezzo staffa per fissaggio a parete, (circa 1 pz ogni 400mm).
- 1 pcs bracket for wall installation (about 1 pcs each 400mm)
- 1 Stück Winkelverbinder für Wandmontage (1 Stück je ca. 400mm)



281P020

V-1825

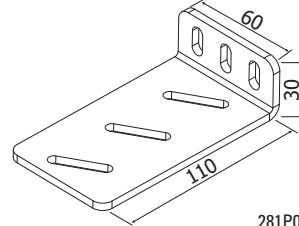
- 1 pezzo staffa per fissaggio a parete, (circa 1 pz ogni 400mm).
- 1 pcs bracket for wall installation (about 1 pcs each 400mm)
- 1 Stück Winkelverbinder für Wandmontage (1 Stück je ca. 400mm)



281P021

V-1837

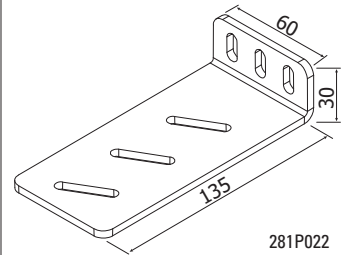
- 1 pezzo staffa per fissaggio a parete, (circa 1 pz ogni 400mm).
- 1 pcs bracket for wall installation (about 1 pcs each 400mm)
- 1 Stück Winkelverbinder für Wandmontage (1 Stück je ca. 400mm)



281P019

V-1835

- 1 pezzo staffa per fissaggio a parete, (circa 1 pz ogni 400mm).
- 1 pcs bracket for wall installation (about 1 pcs each 400mm)
- 1 Stück Winkelverbinder für Wandmontage (1 Stück je ca. 400mm)



281P022

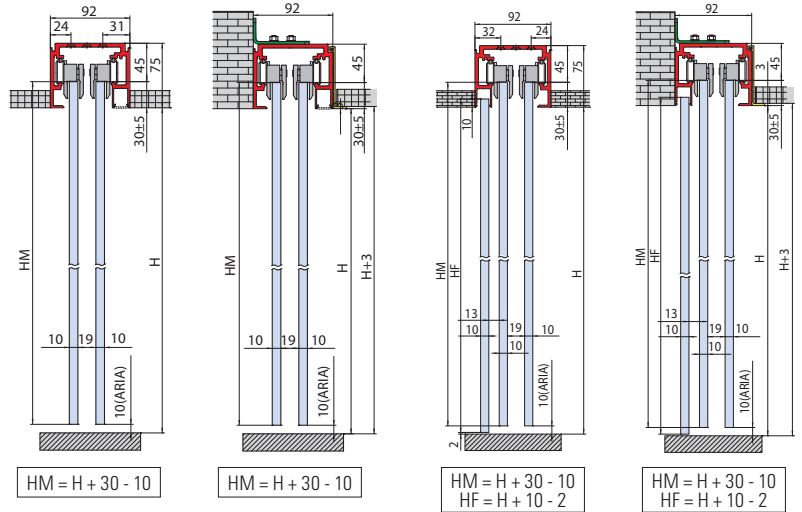
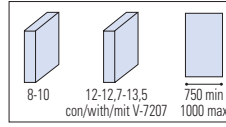


**BRIXIA
SINCRO**
▶ 73



INVISIBILE DOPPIO TELESCOPICO

V-7200

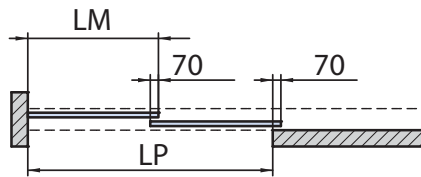


**Le formule per la "larghezza vetri" sono uguali, sia per il sistema invisibile che per il sistema "a vista"; cambiano solo le formule per l'altezza.
Calculations for "glass width" are the same for invisible or visible installation.
Die Berechnungen der "Glasbreite" sind für sichtbare und unsichtbare Befestigungen der Laufschiene gleich.**

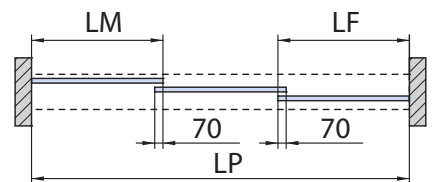
V-7200 SET 1

- Sistema per 2 ante scorrevoli telescopiche con possibilità di vetro fisso, con kit di trascinamento, fissaggio a soffitto
- Telescopic sliding door system 2-ways and optional fixed panel, with dragging mechanism, ceiling installation
- Teleskopisches Schiebetürsystem 2-läufig mit optional Seitenteil, mit Mitnehmer Kit, Deckenmontage

V-7200 SET 1 (Soffitto | Ceiling | Decke)
V-7200 SET 2 (Parete | Wall | Wand)

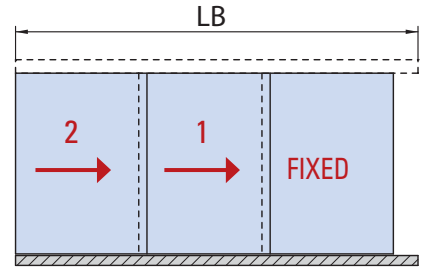
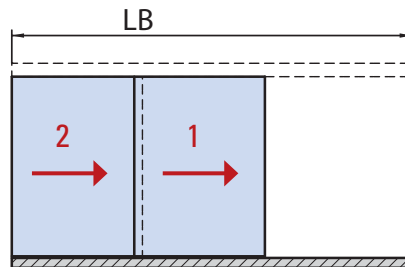


V-7200 SET 1 (Soffitto | Ceiling | Decke)
V-7200 SET 2 (Parete | Wall | Wand)
Con vetro fisso | With fixed panel | Mit Seitenteil



V-7200 SET 2

- Sistema per 2 ante scorrevoli telescopiche con possibilità di vetro fisso, con kit di trascinamento, fissaggio a parete
- Telescopic sliding door system 2-ways and optional fixed panel, with dragging mechanism, wall installation
- Teleskopisches Schiebetürsystem 2-läufig mit optional Seitenteil, mit Mitnehmer Kit, Wandmontage



$$LB = LP + LM + 150$$

$$LM = (LP + 140) / 2$$

$$LB = LP$$

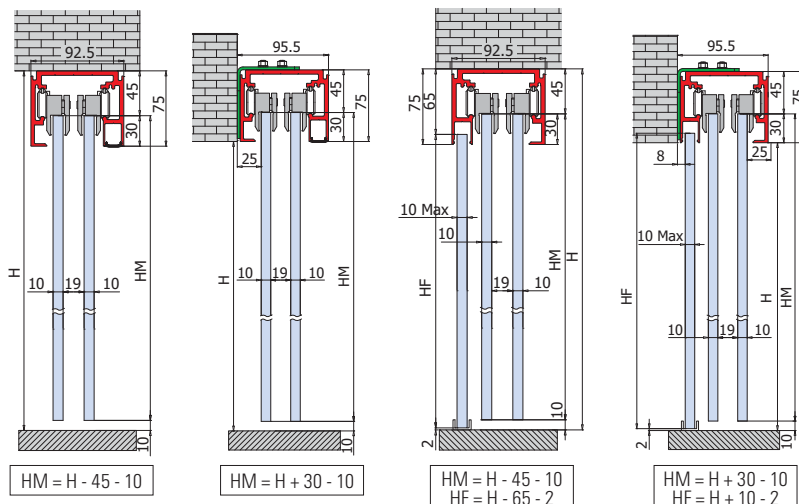
$$LM = LF = (LP + 140) / 3$$

COMPONENTI | COMPONENTS | EINZELTEILE





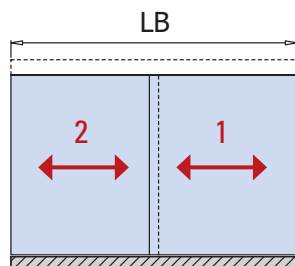
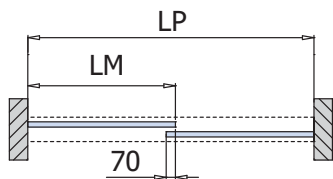
"A VISTA"



V-7200 SET 5

- Sistema per 2 ante scorrevoli telescopiche "libere", fissaggio a soffitto
- Telescopic sliding door system 2-ways, for free movable panels, ceiling installation
- Teleskopisches Schiebetürsystem 2-läufig, frei bewegliche, gegenläufige Ganzglasschiebetüren, Deckenmontage

V-7200 SET 5 (Soffitto | Ceiling | Decke)



$LB = LP$
 $LM = (LP + 70) / 2$

xla325d / xla325c / xme267

Cod.	Fin. Fin. Oberf.	V-7200 SET 1 FIX	V-7200 SET 1-MIS	V-7200 SET 2 FIX	V-7200 SET 2-MIS	V-7200 SET 5 FIX	V-7200 SET 5-MIS
V-7200 LB = 2000 LB = 3000 LB = 4000 LB = 6000	AN	1	-	1	-	1	-
V-7200-MIS L = 1500 → 6000	AN	-	1	-	1	-	1
V-7202	-	1	1	1	1	1	1
V-7206	-	1	1	-	1	-	-
V-7005 Staffa Bracket Winkelverbinder	-	-	-	1 x 400 mm	1 x 400 mm	-	-
V-012-INS	AN	-	-	-	-	2	2
V-7201 Tappi Endcaps Endkappe	AN	-	-	1	1	-	-

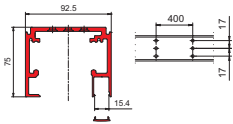
INVISIBILE DOPPIO TELESCOPICO V-7200

COMPONENTI | COMPONENTS | EINZELTEILE

V-7200

- Binario telescopico "Invisibile doppio"
- Telescopic track profile "Invisibile doppio"
- Laufschiene Teleskopisch "Invisibile doppio"

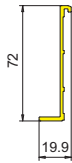
AN



V-7006-CF2

- Profilo per V-7200 con appoggio per controsoffitto.
- Profile for V-7200 with support for suspended ceiling.
- Profil für V-7200 mit Auflage für Abgehängter Decke.

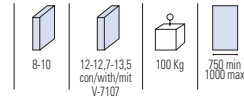
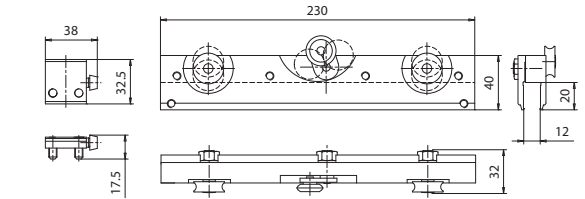
AN



xfb-070

V-7202

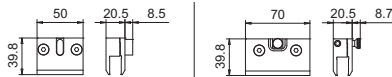
- Set accessori per 2 ante scorrevoli "Invisibile doppio": 4 carrelli morsetti per vetro 8-10 mm, 4 stopper.
- Accessory set for 2 "Invisibile doppio" sliding panels: 4 roller carriers for glass 8-10 mm, 4 endstops.
- Zubehör Set für 2 "Invisibile doppio" Schiebetüren: 4 Klemm-Laufwagen für Glas 8-10 mm, 4 Stopper.



xfb-070

V-7206

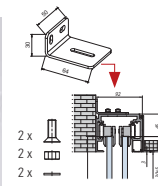
- Kit morsetti trascinamento meccanico per 2 ante scorrevoli compreso di guide a pavimento V-012 e guida doppia V-099-B.
- Dragging kit for 2 sliding panel, including floor guides V-012 and double floor guide V-099-B.
- Mitnehmer Set für 2 bewegliche Schiebetüren mit Bodenführungen V-012 und V-099-B.



xfb-070

V-7005

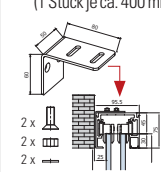
- Staffa per fissaggio a parete (circa 1 pezzo ogni 400 mm)
- Bracket for wall installation (about 1 pieces each 400 mm)
- Stück Winkelprofil für Wandmontage (1 Stück je ca. 400 mm)



xfb-070

V-7009

- Staffa per fissaggio a parete, applicazione "a vista" (circa 1 pezzo ogni 400 mm)
- Bracket for wall installation, "visible" installation (about 1 pieces each 400 mm)
- Stück Winkelprofil für Wandmontage, "sichtbare Installation" (1 Stück je ca. 400 mm)

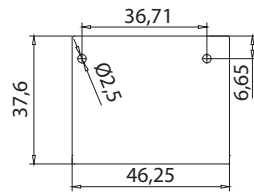


xfb-070 / xla325b

V-7201

- Paio tappi finali in alluminio per guida di scorrimento V-7200.
- Pair aluminium endcaps for track profile V-7200.
- Paar Endkappen aus Aluminium für Laufschiene V-7200.

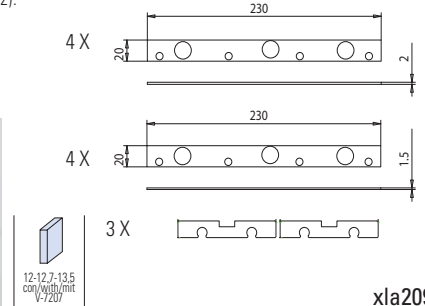
AN



xfb-070

V-7207

- Set per spessori vetro 12 - 12,7 - 13,5 (per 2 pinze V-7202).
- Set spacers for glass thickness 12 - 12,7 - 13,5 (for 2 clamps V-7202).
- Set distanzscheiben für Glasdicke 12 - 12,7 - 13,5 (für 2 Klemm-Laufwagen V-7202).



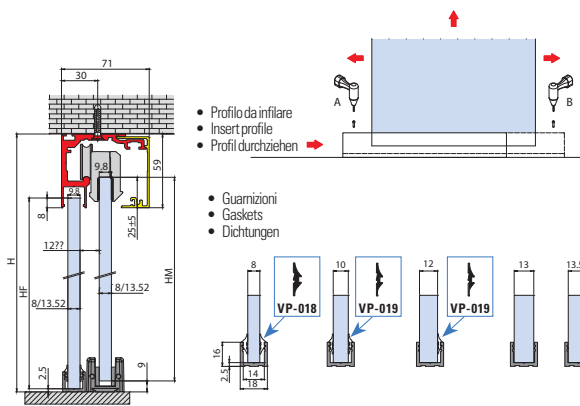
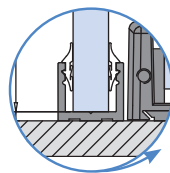
xla209b

V-2014

- Canalina per vetro fisso escluso guarnizioni.
- U channel for fixed panel, gaskets not included.
- U Profil für Seitenteil Dichtungen nicht inkl.


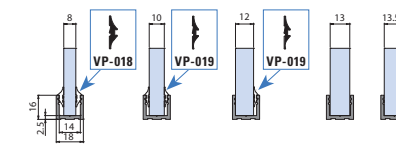
AN

Cod.	Fin. Fin. Oberf.
V-2014-2000 mm	AN
V-2014-3000 mm	AN
V-2014-6000 mm	AN



- Profilo da infilare
- Insert profile
- Profil durchziehen

- Guarnizioni
- Gaskets
- Dichtungen



FB044-E



**INVISIBILE
DOPPIO
TELESCOPICO
V7200**
▶ 80

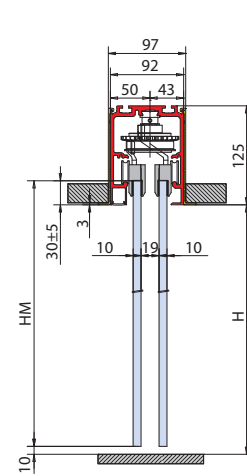
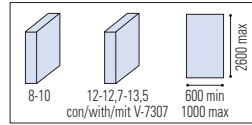


INVISIBILE TELESCOPICO SINCRO

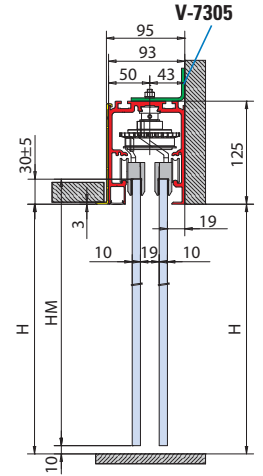


V-7300

TRASCINAMENTO SINCRO CON CINGHIA
SINCRO DRAGGING SYSTEM WITH TOOTHED BELT
SINCRO MITNEHMER KIT MIT ZAHNRIEMEN



$$HM = H + 20$$



$$HM = H + 20$$

V-7300 SET 1

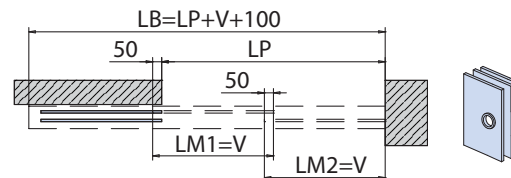
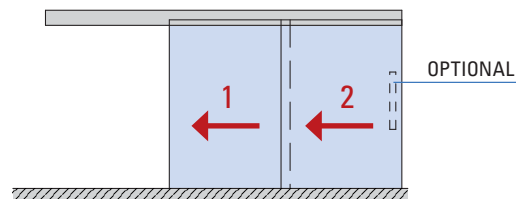
- Sistema per 2 ante scorrevoli telescopiche con possibilità di vetro fisso, con kit di trascinamento, fissaggio a soffitto
- Telescopic sliding door system 2-ways and optional fixed panel, with dragging mechanism, ceiling installation
- Teleskopisches Schiebetürsystem 2-läufig mit optional Seitenteil, mit Mitnehmer Kit, Deckenmontage

V-7300 SET 2

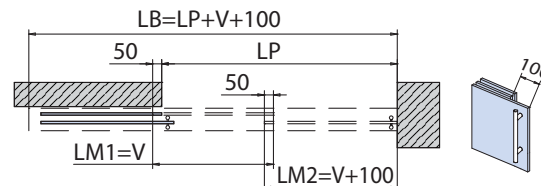
- Sistema per 2 ante scorrevoli telescopiche con possibilità di vetro fisso, con kit di trascinamento, fissaggio a parete
- Telescopic sliding door system 2-ways and optional fixed panel, with dragging mechanism, wall installation
- Teleskopisches Schiebetürsystem 2-läufig mit optional Seitenteil, mit Mitnehmer Kit, Wandmontage

V-7300 SET 1 (Soffitto | Ceiling | Decke)

V-7300 SET 2 (Parete | Wall | Wand)

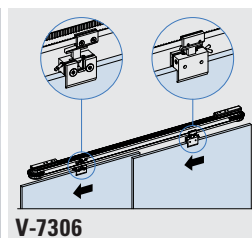


$$V = (LP + 100) / 2$$

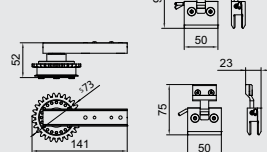


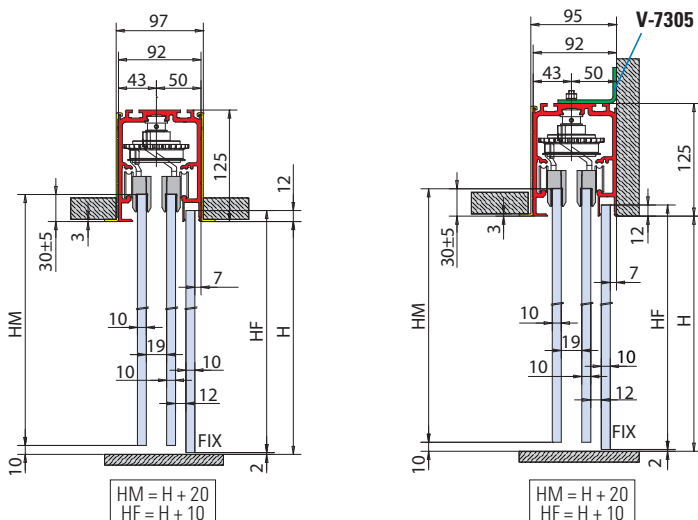
$$V = LP / 2$$

COMPONENTI | COMPONENTS | EINZELTEILE ▶ 82

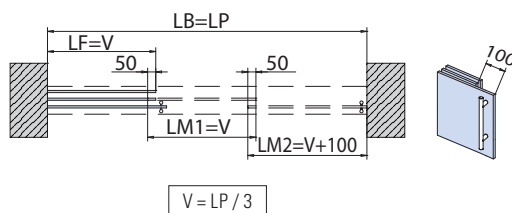
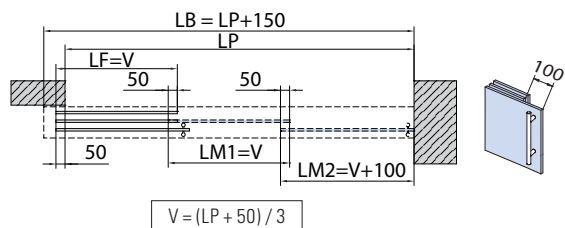
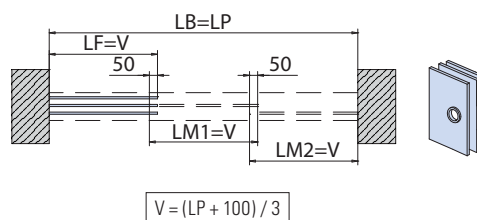
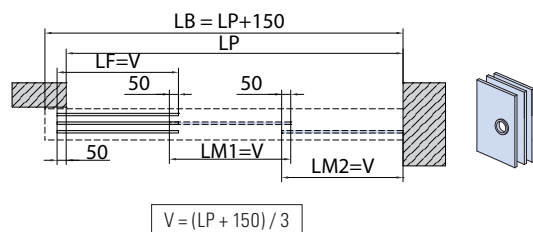
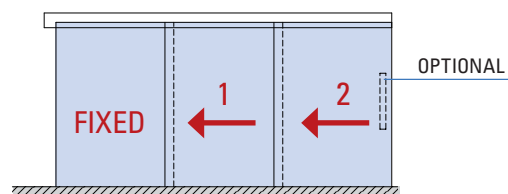


Kit trascinamento
Dragging kit
Mitnehmer Kit





V-7300 SET 1 (Soffitto | Ceiling | Decke)
V-7300 SET 2 (Parete | Wall | Wand)
Con vetro fisso | With fixed panel | Mit Seitenteil



xla350 / xla369b

Cod.	Fin. Fin. Oberf.	V-7300 SET 1 FIX	V-7300 SET 1-MIS	V-7300 SET 2 FIX	V-7300 SET 2-MIS
V-7300 LB=2000 LB=3000 LB=4000 LB=6000	AN	1	-	1	-
V-7300-MIS L = 1500 → 6000	AN	-	1	-	1
V-7202	-	1	1	1	1
V-7306	-	1	1	1	1
V-7305 Staffa Bracket Winkelverbinder (OPTIONAL)		-	-	(1 x 400 mm)	(1 x 400 mm)

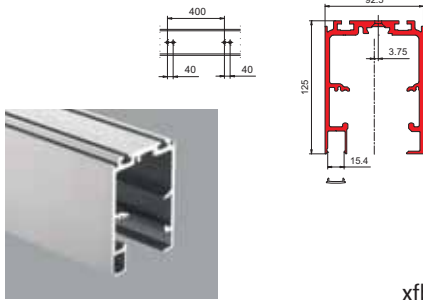
INVISIBILE TELESCOPICO SINCRICO

COMPONENTI | COMPONENTS | EINZELTEILE

V-7300

- Binario telescopico Invisibile per 2 ante scorrevoli con vetro fisso laterale
- Telescopic track profile Invisibile for sliding panels and fixed side panel
- Laufschiene Teleskopisch Invisibile für Schiebetüren und Seitenteil

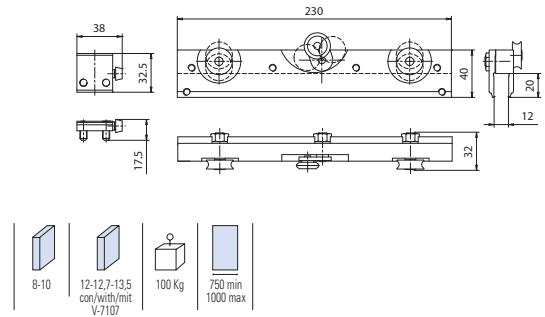
AN



xfb-071

V-7202

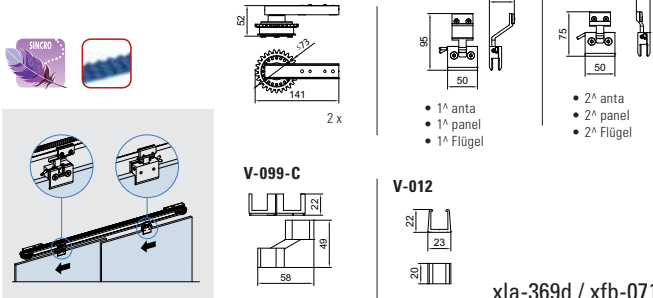
- Set accessori per 2 ante scorrevoli "Invisibile doppio": 4 carrelli morsetti per vetro 8-10 mm, 4 stopper.
- Accessory set for 2 "Invisibile doppio" sliding panels: 4 roller carriers for glass 8-10 mm, 4 endstops.
- Zubehör Set für 2 "Invisibile doppio" Schiebetüren: 4 Klemm-Laufwagen für Glas 8-10 mm, 4 Stopper.



xfb-071

V-7306

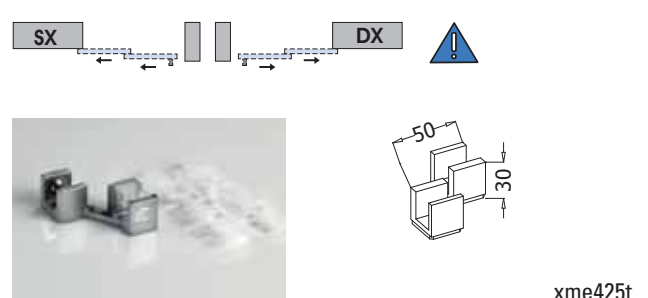
- Kit morsetti trascinamento 2 ante scorrevoli compreso di guide a pavimento V-012-B e V-099-C
- Dragging kit for 2 sliding panel, with floor guides V-012-B and V-099-C
- Mitnehmer Kit für 2 bewegliche Schiebetüren mit Bodenführungen V-012-B und V-099-C



xla-369d / xfb-071

V-099-C DX | V-099-C SX

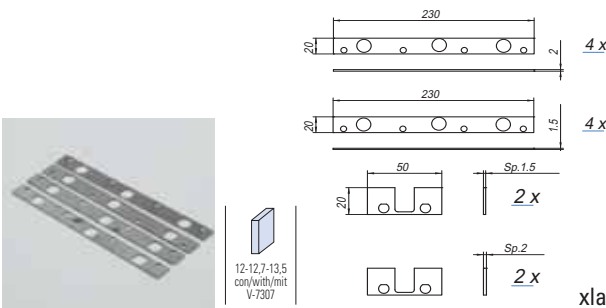
- Doppia guida a pavimento destra o sinistra
- Double floor guide right or left
- Doppel Bodenführung rechts oder links



xme425t

V-7307

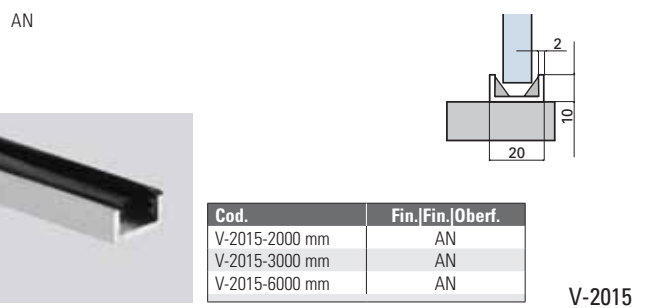
- Set per spessori vetro 12 - 12,7 - 13,5 (per 2 pinze V-7202).
- Set spacers for glass thickness 12 - 12,7 - 13,5 (for 2 clamps V-7202).
- Set distanzscheiben für Glasdicke 12 - 12,7 - 13,5 (für 2 Klemm-Laufwagen V-7202).



xla-369d

V-2015

- Canalina per vetro fisso (non compresa nel V-2000) - sfusa, compresa di guarnizioni.
- U-channel for fixed panel (not included in V-2000) - complete with gaskets.
- U-profil mit Dichtungen für Seitenteil (nicht enthalten in V-2000) Oberfläche: ev1.

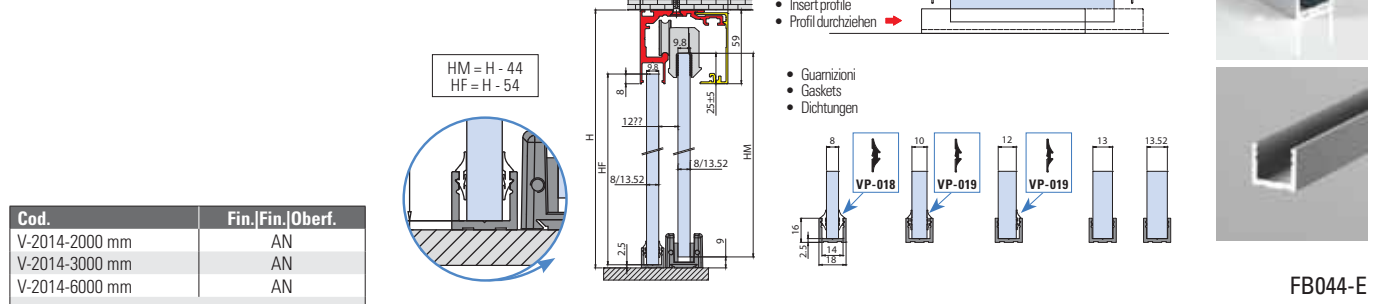


V-2015

V-2014

- Canalina per vetro fisso escluso guarnizioni.
- U channel for fixed panel, gaskets not included.
- U Profil für Seitenteil Dichtungen nicht inkl.

AN



Cod.	Fin. Fin. Oberf.
V-2014-2000 mm	AN
V-2014-3000 mm	AN
V-2014-6000 mm	AN

FB044-E



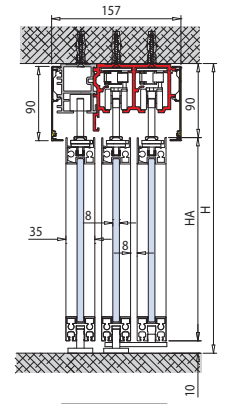
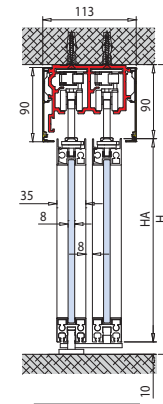
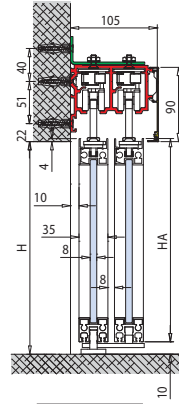
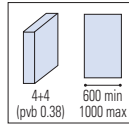
**INVISIBILE
TELESCOPICO
SINCRO
V7300**
▶ 84



EASY FRAME TELESCOPICO SINCRO



PO-220
TRASCINAMENTO SINCRO CON CINGHIA
SINCRO DRAGGING SYSTEM WITH TOOTHED BELT
SINCRO MITNEHMER KIT MIT ZAHNRIEMEN



PO-220 SET 1

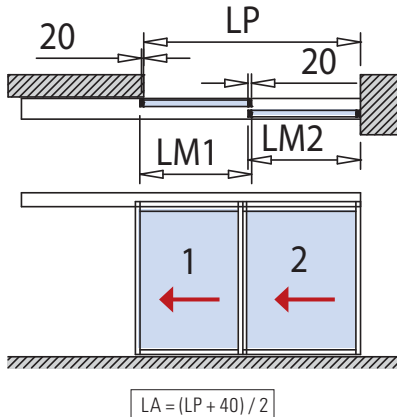
- Sistema per 2 ante scorrevoli intelaiate telescopiche con kit di trascinamento Sincro, fissaggio a soffitto
- Telescopic sliding door system 2-ways with Sincro dragging mechanism, ceiling installation
- Teleskopisches Schiebetürsystem 2-läufig mit Sincro Mitnehmer Kit, Deckenmontage

PO-220 SET 2

- Sistema per 2 ante scorrevoli intelaiate telescopiche con kit di trascinamento Sincro, fissaggio a parete
- Telescopic sliding door system 2-ways with Sincro dragging mechanism, wall installation
- Teleskopisches Schiebetürsystem 2-läufig mit Sincro Mitnehmer Kit, Wandmontage

PO-220 SET 1
(Soffitto | Ceiling | Decke)

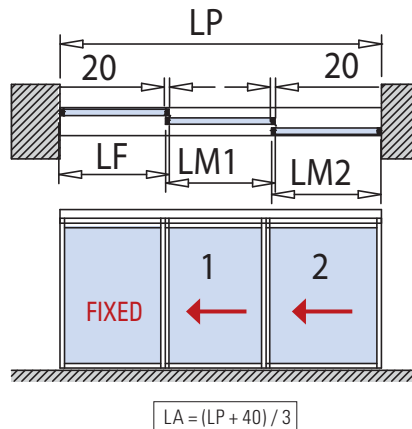
PO-220 SET 2
(Parete | Wall | Wand)



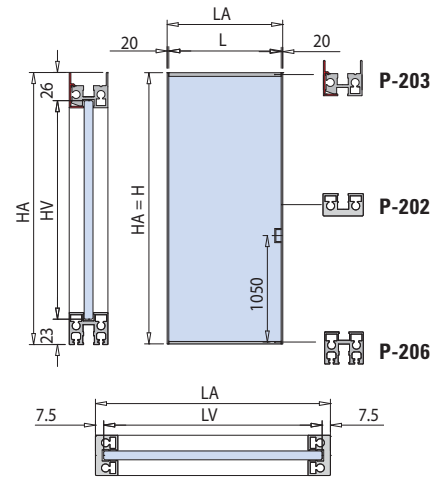
PO-225 SET 1

- Sistema per 2 ante scorrevoli intelaiate telescopiche e vetro fisso, con kit di trascinamento Sincro, fissaggio a soffitto
- Telescopic sliding door system 2-ways and fixed panel, with Sincro dragging mechanism, ceiling installation
- Teleskopisches Schiebetürsystem 2-läufig mit Seitenteil, mit Sincro Mitnehmer Kit, Deckenmontage

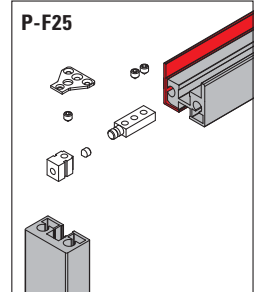
PO-225 SET 1
(Soffitto | Ceiling | Decke)



- Con ante intelaiate
- With aluminium panels
- Aluminium Flügelrahmen



HV = HA - 49
LV = LA - 15

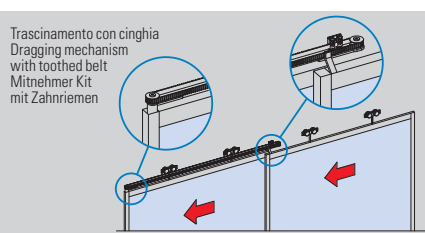


xme353

COMPONENTI | COMPONENTS | EINZELTEILE ▶ 96-97-98



PA-238 OPTIONAL



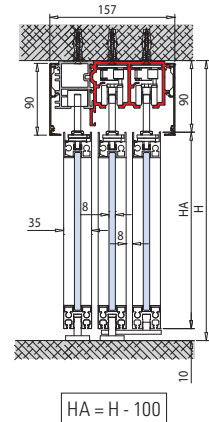
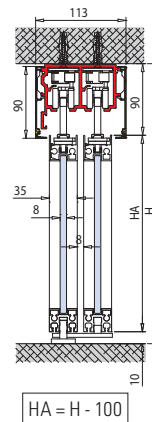
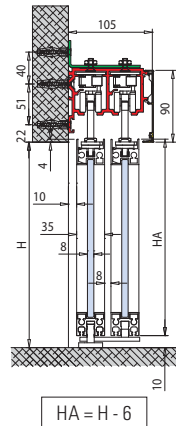
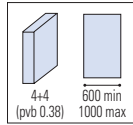
Trascinamento con cinghia
Dragging mechanism
with toothed belt
Mitnehmer Kit
mit Zahnriemen



EASY FRAME TELESCOPICO



PO-230
TRASCINAMENTO MECCANICO
MECHANICAL DRAGGING SYSTEM
MIT MECHANISCHEM MITNEHMER



PO-230 SET 1

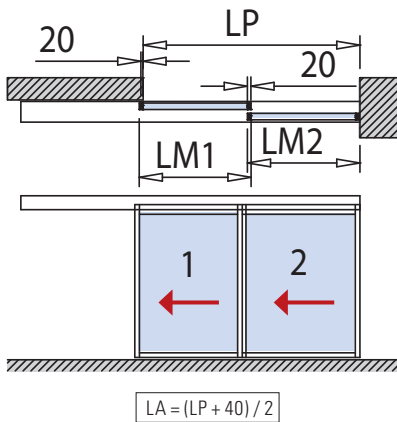
- Sistema per 2 ante scorrevoli intelaiate telescopiche con kit di trascinamento Sincro, fissaggio a soffitto
- Telescopic sliding door system 2-ways with Sincro dragging mechanism, ceiling installation
- Teleskopisches Schiebetürsystem 2-läufig mit Sincro Mitnehmer Kit, Deckenmontage

PO-230 SET 2

- Sistema per 2 ante scorrevoli intelaiate telescopiche con kit di trascinamento Sincro, fissaggio a parete
- Telescopic sliding door system 2-ways with Sincro dragging mechanism, wall installation
- Teleskopisches Schiebetürsystem 2-läufig mit Sincro Mitnehmer Kit, Wandmontage

PO-230 SET 1
(Soffitto | Ceiling | Decke)

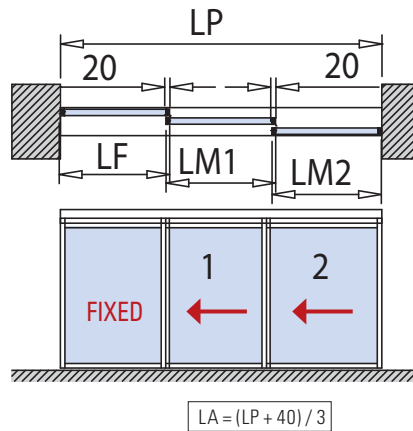
PO-230 SET 2
(Parete | Wall | Wand)



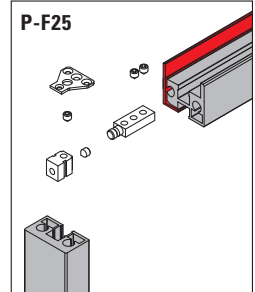
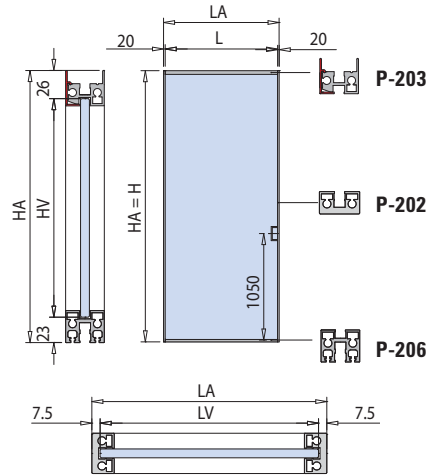
PO-235 SET 1

- Sistema per 2 ante scorrevoli intelaiate telescopiche e vetro fisso, con kit di trascinamento Sincro, fissaggio a soffitto
- Telescopic sliding door system 2-ways and fixed panel, with Sincro dragging mechanism, ceiling installation
- Teleskopisches Schiebetürsystem 2-läufig mit Seitenteil, mit Sincro Mitnehmer Kit, Deckenmontage

PO-235 SET 1
(Soffitto | Ceiling | Decke)



- Con ante intelaiate
- With aluminium panels
- Aluminium Flügelrahmen

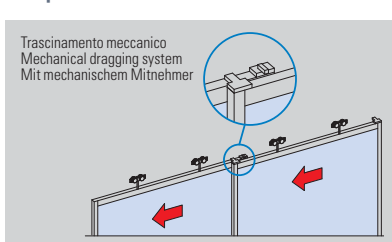


xme354

COMPONENTI | COMPONENTS | EINZELTEILE ▶ 96-97-98



PA-238 OPTIONAL



Trascinamento meccanico
Mechanical dragging system
Mit mechanischem Mitnehmer

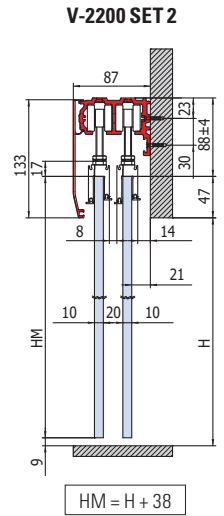
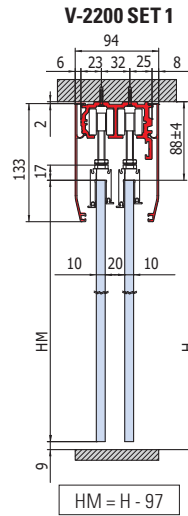
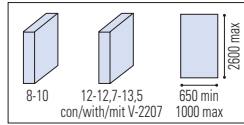


TELESCOPICO SINCRO 2 VIE



V-2200

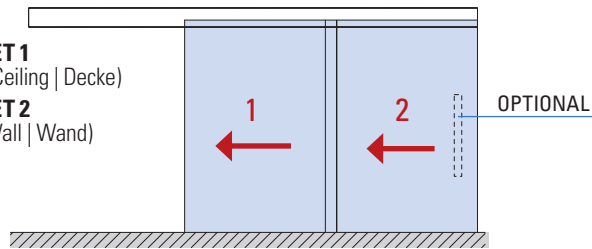
TRASCINAMENTO SINCRO CON CINGHIA
SINCRO DRAGGING SYSTEM WITH TOOTHED BELT
SINCRO MITNEHMER KIT MIT ZAHNRIEMEN



V-2200 SET 1

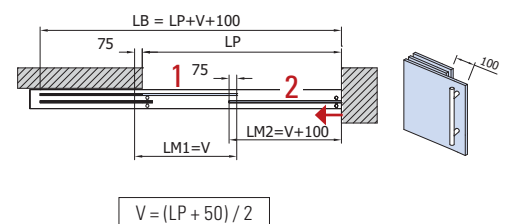
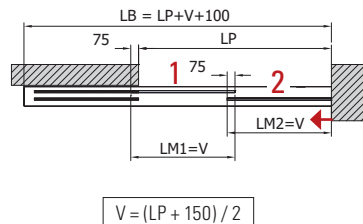
- Sistema per 2 ante scorrevoli telescopiche con kit di trascinamento Sincro, fissaggio a soffitto
- Telescopic sliding door system 2-ways with Sincro dragging mechanism, ceiling installation
- Teleskopisches Schiebetürsystem 2-läufig mit Sincro Mitnehmer Kit, Deckenmontage

V-2200 SET 1
(Soffitto | Ceiling | Decke)
V-2200 SET 2
(Parete | Wall | Wand)




V-2200 SET 2

- Sistema per 2 ante scorrevoli telescopiche con kit di trascinamento Sincro, fissaggio a parete
- Telescopic sliding door system 2-ways with Sincro dragging mechanism, wall installation
- Teleskopisches Schiebetürsystem 2-läufig mit Sincro Mitnehmer Kit, Wandmontage



xla322 / xme228 / xme228-A

COMPONENTI | COMPONENTS | EINZELTEILE ▶ 96-97-98



Cod.	Fin. Fin. Oberf.	V-2200 SET 1 FIX	V-2200 SET 1-MIS	V-2200 SET 2 FIX	V-2200 SET 2-MIS
V-2200 L=2000 L=3000 L=4000 L=6000	-	1	-	1	-
V-2200-MIS L = 1500 → 6000	-	-	1	-	1
V-2101 L=2000 L=3000 L=4000 L=6000	AN / IXE	2	-	1	-
V-2101-MIS L = 1500 → 6000	AN / IXE	-	2	-	1
V-2203	-	1	1	1	1
V-2206	-	1	1	1	1
V-2204 Soft-close (OPTIONAL)	-	(1)	(1)	(1)	(1)
V-2208-P Tappo per parete Endcap for wall Endkappe für Wand	AN	-	-	1	1
V-2208-S Tappo per soffitto Endcap for ceiling Endkappe für Decke	AN	1	1	-	-

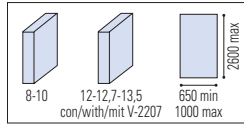


TELESCOPICO SINCRÒ 2 VIE+FISSO

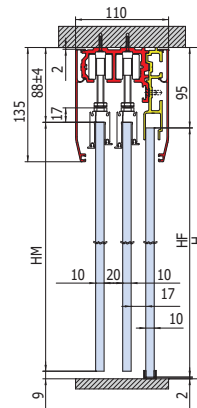


V-2250

TRASCINAMENTO SINCRÒ CON CINGHIA
SINCRÒ DRAGGING SYSTEM WITH TOOTHED BELT
SINCRÒ MITNEHMER KIT MIT ZAHNRIEMEN



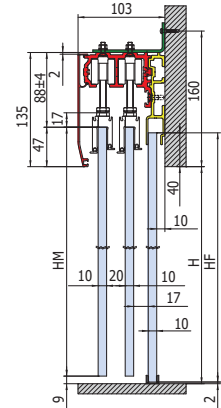
V-2250 SET 1



$$HM = H - 97$$

$$HF = H - 97$$

V-2250 SET 2



$$HM = H + 38$$

$$HF = H + 38$$

V-2250 SET 1

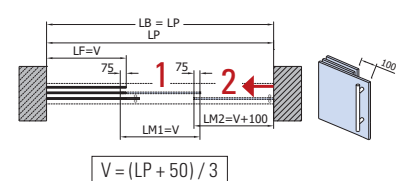
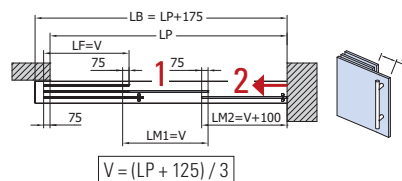
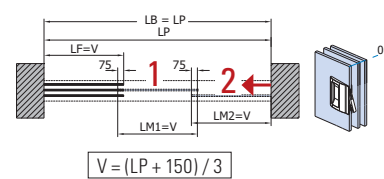
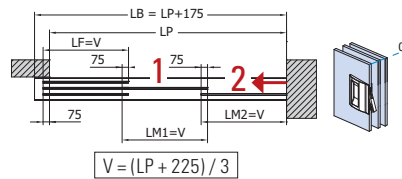
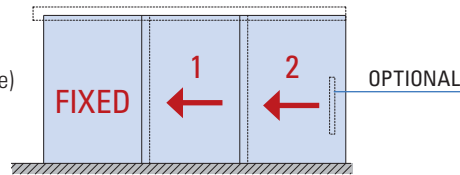
- Sistema per 2 ante scorrevoli telescopiche e vetro fisso, con kit di trascinamento Sincro, fissaggio a soffitto
- Telescopic sliding door system 2-ways and fixed panel, with Sincro dragging mechanism, ceiling installation
- Teleskopisches Schiebetürsystem 2-läufig mit Seitenteil, mit Sincro Mitnehmer Kit, Deckenmontage

V-2250 SET 2

- Sistema per 2 ante scorrevoli telescopiche e vetro fisso, con kit di trascinamento Sincro, fissaggio a parete
- Telescopic sliding door system 2-ways and fixed panel, with Sincro dragging mechanism, wall installation
- Teleskopisches Schiebetürsystem 2-läufig mit Seitenteil, mit Sincro Mitnehmer Kit, Wandmontage


V-2250 SET 1
(Soffitto | Ceiling | Decke)

V-2250 SET 2
(Parete | Wall | Wand)



xla322 / xme228-A / xme228-B

COMPONENTI | COMPONENTS | EINZELTEILE ▶ 96-97-98



Cod.	Fin. Fin. Oberf.	V-2250 SET 1 FIX	V-2250 SET 1-MIS	V-2250 SET 2 FIX	V-2250 SET 2-MIS
V-2200	L=2000 L=3000 L=4000 L=6000	-	-	1	-
V-2200-MIS	L = 1500 → 6000	-	1	-	1
V-2101	L=2000 L=3000 L=4000 L=6000	AN / IXE	-	1	-
V-2101-MIS	L = 1500 → 6000	AN / IXE	2	-	1
V-2104	L=2000 L=3000 L=4000 L=6000	-	-	1	-
V-2104-MIS	L = 1500 → 6000	-	1	-	1
V-2203	-	-	1	1	1
V-2206	-	-	1	1	1
V-2205	-	-	-	1 x 400 mm	1 x 400 mm
V-2204 Soft-close (OPTIONAL)	-	(1)	(1)	(1)	(1)
V-2209-P Tappo per parete Endcap for wall Endkappe für Wand	AN	-	-	1	1
V-2209-S Tappo per soffitto Endcap for ceiling Endkappe für Decke	AN	1	1	-	-

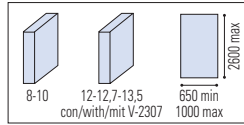


TELESCOPICO SINCRO 3 VIE

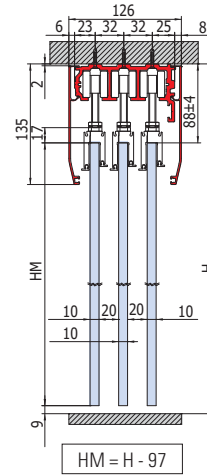


V-2300

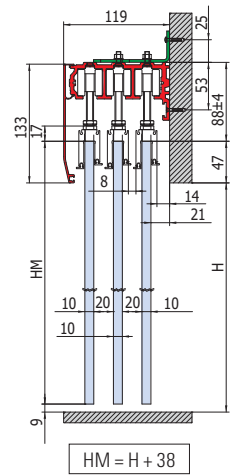
TRASCINAMENTO SINCRO CON CINGHIA
SINCRO DRAGGING SYSTEM WITH TOOTHED BELT
SINCRO MITNEHMER KIT MIT ZAHNRIEMEN



V-2300 SET 1



V-2300 SET 2



V-2300 SET 1

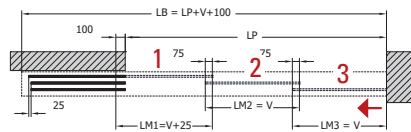
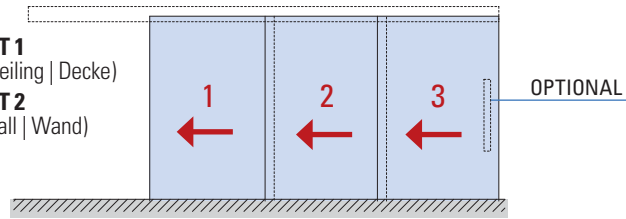
- Sistema per 3 ante scorrevoli telescopiche con kit di trascinamento Sincro, fissaggio a soffitto
- Telescopic sliding door system 3-ways with Sincro dragging mechanism, ceiling installation
- Teleskopisches Schiebetürsystem 3-läufig mit Sincro Mitnehmer Kit, Deckenmontage

V-2300 SET 2

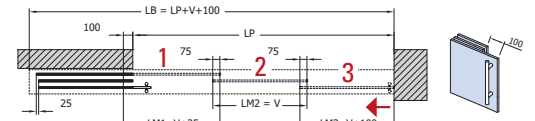
- Sistema per 3 ante scorrevoli telescopiche con kit di trascinamento Sincro, fissaggio a parete
- Telescopic sliding door system 3-ways with Sincro dragging mechanism, wall installation
- Teleskopisches Schiebetürsystem 3-läufig mit Sincro Mitnehmer Kit, Wandmontage

V-2300 SET 1
(Soffitto | Ceiling | Decke)

V-2300 SET 2
(Parete | Wall | Wand)



$$V = (LP + 225) / 3$$



$$V = (LP + 125) / 3$$

xla323 / xme227-A

COMPONENTI | COMPONENTS | EINZELTEILE ▶ 96-97-98



Cod.	Fin. Fin. Oberf.	V-2300 SET 1 FIX	V-2300 SET 1-MIS	V-2300 SET 2 FIX	V-2300 SET 2-MIS
V-2300	L=2000 L=3000 L=4000 L=6000	1	-	1	-
V-2300-MIS	L = 1500 → 6000	-	1	-	1
V-2101	L=2000 L=3000 L=4000 L=6000	2	-	1	-
V-2101-MIS	L = 1500 → 6000	-	2	-	1
V-2303	-	1	1	1	1
V-2306	-	1	1	1	1
V-2205	-	-	-	1 x 400 mm	1 x 400 mm
V-2204 Soft-close (OPTIONAL)	-	(1)	(1)	(1)	(1)
V-2308-P Tappo per parete Endcap for wall Endkappe für Wand	AN	-	-	1	1
V-2308-S Tappo per soffitto Endcap for ceiling Endkappe für Decke	AN	1	1	-	-

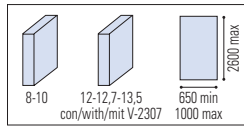


TELESCOPICO SINCRO 3 VIE+FISSO

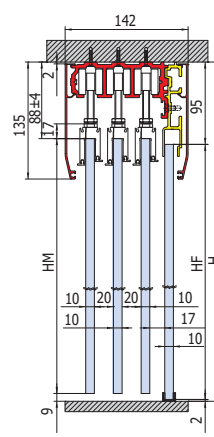


V-2350

TRASCINAMENTO SINCRO CON CINGHIA
SINCRO DRAGGING SYSTEM WITH TOOTHED BELT
SINCRO MITNEHMER KIT MIT ZAHNRIEMEN



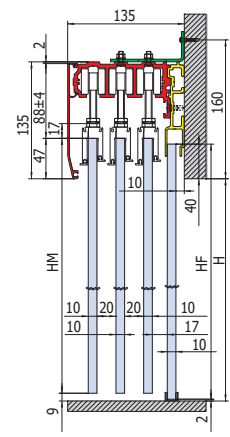
V-2350 SET 1



$$HM = H - 97$$

$$HF = H - 97$$

V-2350 SET 2



$$HM = H + 38$$

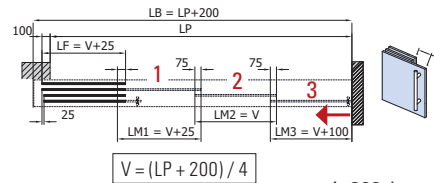
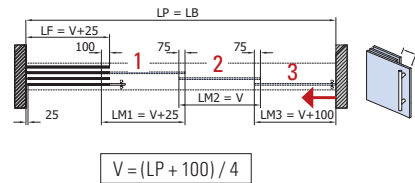
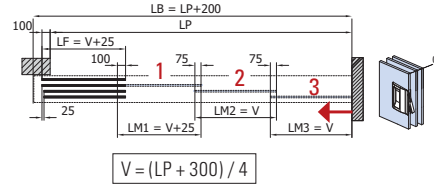
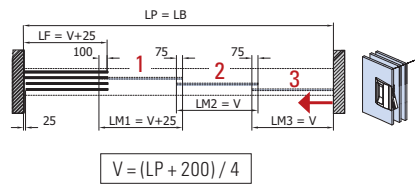
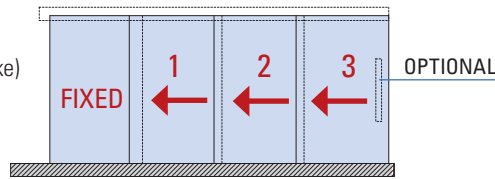
$$HF = H + 38$$

V-2350 SET 1

- Sistema per 3 ante scorrevoli telescopiche e vetro fisso, con kit di trascinamento Sincro, fissaggio a soffitto
- Telescopic sliding door system 3-ways and fixed panel, with Sincro dragging mechanism, ceiling installation
- Teleskopisches Schiebetürsystem 3-läufig mit Seitenteil, mit Sincro Mitnehmer Kit, Deckenmontage


V-2350 SET 1
(Soffitto | Ceiling | Decke)

V-2350 SET 2
(Parete | Wall | Wand)



xla323 / xme227-B

COMPONENTI | COMPONENTS | EINZELTEILE ▶ 96-97-98



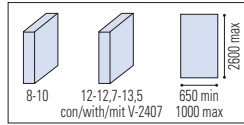
Cod.	Fin. Fin. Oberf.	V-2350 SET 1 FIX	V-2350 SET 1-MIS	V-2350 SET 2 FIX	V-2350 SET 2-MIS
V-2300	L=2000 L=3000 L=4000 L=6000	-	-	1	-
V-2300-MIS	L = 1500 → 6000	-	1	-	1
V-2101	L=2000 L=3000 L=4000 L=6000	AN / IXE	-	1	-
V-2101-MIS	L = 1500 → 6000	AN / IXE	2	-	1
V-2104	L=2000 L=3000 L=4000 L=6000	-	1	1	-
V-2104-MIS	L = 1500 → 6000	-	1	-	1
V-2303	-	-	1	1	1
V-2306	-	-	1	1	1
V-2205	-	-	-	1 x 400 mm	1 x 400 mm
V-2204 Soft-close (OPTIONAL)	-	(1)	(1)	(1)	(1)
V-2309-P Tappo per parete Endcap for wall Endkappe für Wand	AN	-	-	1	1
V-2309-S Tappo per soffitto Endcap for ceiling Endkappe für Decke	AN	1	1	-	-



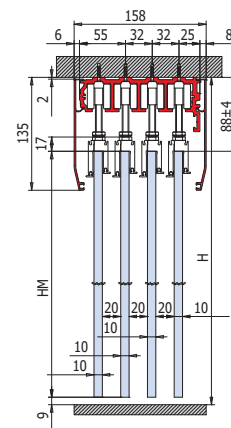
TELESCOPICO SINCRO 4 VIE



V-2400
TRASCINAMENTO SINCRO CON CINGHIA
SINCRO DRAGGING SYSTEM WITH TOOTHED BELT
SINCRO MITNEHMER KIT MIT ZAHNRIEMEN

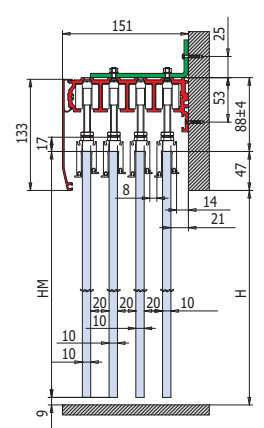


V-2400 SET 1



$HM = H - 97$

V-2400 SET 2



$HM = H + 38$

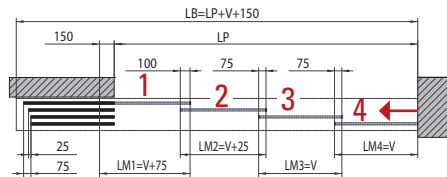
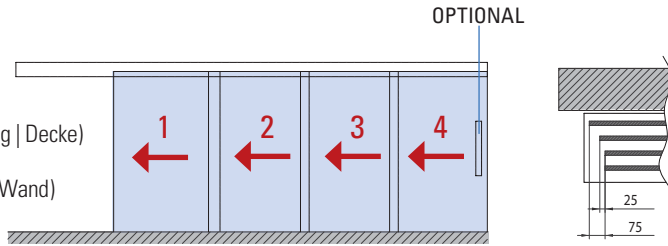
V-2400 SET 1

- Sistema per 4 ante scorrevoli telescopiche con kit di trascinamento Sincro, fissaggio a soffitto
- Telescopic sliding door system 4-ways with Sincro dragging mechanism, ceiling installation
- Teleskopisches Schiebetürsystem 4-läufig mit Sincro Mitnehmer Kit, Deckenmontage

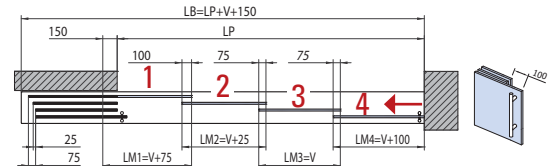
V-2400 SET 2

- Sistema per 4 ante scorrevoli telescopiche con kit di trascinamento Sincro, fissaggio a parete
- Telescopic sliding door system 4-ways with Sincro dragging mechanism, wall installation
- Teleskopisches Schiebetürsystem 4-läufig mit Sincro Mitnehmer Kit, Wandmontage

V-2400 SET 1
(Soffitto | Ceiling | Decke)
V-2400 SET 2
(Parete | Wall | Wand)



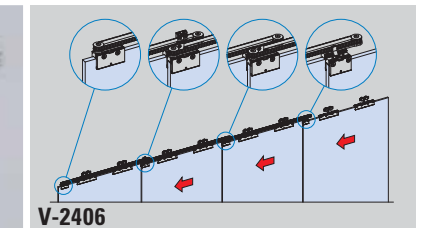

$V = (LP + 300) / 4$



$V = (LP + 200) / 4$

xla335 / xla335d

COMPONENTI | COMPONENTS | EINZELTEILE ▶ 96-97-98



Cod.	Fin. Fin. Oberf.	V-2400 SET 1 FIX	V-2400 SET 1-MIS	V-2400 SET 2 FIX	V-2400 SET 2-MIS
V-2400	L=2000 L=3000 L=4000 L=6000	1	-	1	-
V-2400-MIS	L = 1500 → 6000	-	1	-	1
V-2101	L=2000 L=3000 L=4000 L=6000	2	-	1	-
V-2101-MIS	L = 1500 → 6000	-	2	-	1
V-2403	-	1	1	1	1
V-2406	-	1	1	1	1
V-2405	-	-	-	1 x 400 mm	1 x 400 mm
V-2204 Soft-close (OPTIONAL)	-	(1)	(1)	(1)	(1)
V-2408-P	Tappo per parete Endcap for wall Endkappe für Wand	-	-	1	1
V-2408-S	Tappo per soffitto Endcap for ceiling Endkappe für Decke	1	1	-	-

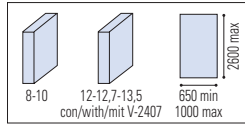


TELESCOPICO SINCRO 4 VIE+FISSO

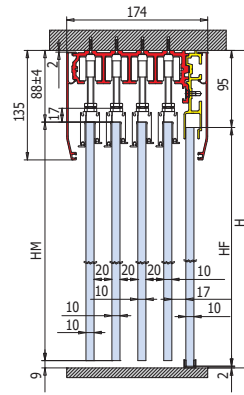


V-2450

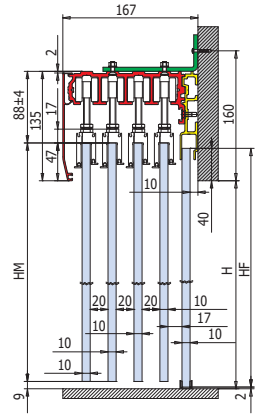
TRASCINAMENTO SINCRO CON CINGHIA
SINCRO DRAGGING SYSTEM WITH TOOTHED BELT
SINCRO MITNEHMER KIT MIT ZAHNRIEMEN



V-2450 SET 1



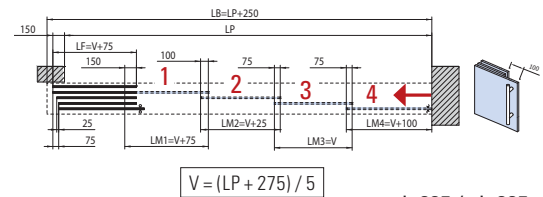
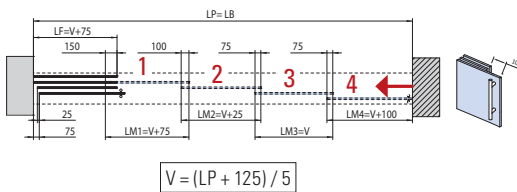
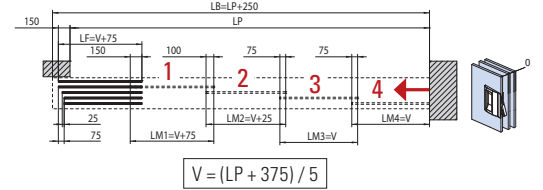
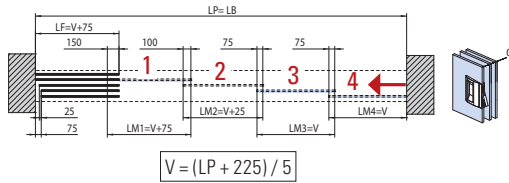
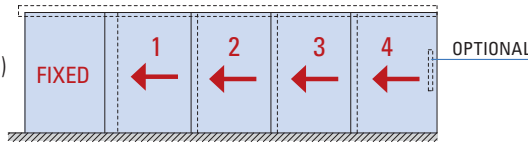
V-2450 SET 2



V-2450 SET 1

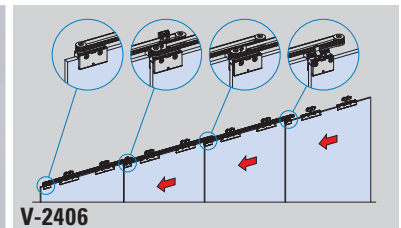

- Sistema per 4 ante scorrevoli telescopiche e vetro fisso, con kit di trascinamento Sincro, fissaggio a soffitto
- Telescopic sliding door system 4-ways and fixed panel, with Sincro dragging mechanism, ceiling installation
- Teleskopisches Schiebetürsystem 4-läufig mit Seitenteil, mit Sincro Mitnehmer Kit, Deckenmontage

V-2450 SET 1 (Soffitto | Ceiling | Decke)
V-2450 SET 2 (Parete | Wall | Wand)



xla335 / xla335e

COMPONENTI | COMPONENTS | EINZELTEILE ▶ 96-97-98



Cod.	Fin. Fin. Oberf.	V-2450 SET 1 FIX	V-2450 SET 1-MIS	V-2450 SET 2 FIX	V-2450 SET 2-MIS
V-2400	L=2000 L=3000 L=4000 L=6000	-	-	1	-
V-2400-MIS	L = 1500 → 6000	-	1	-	1
V-2101	L=2000 L=3000 L=4000 L=6000	AN / IXE	-	1	-
V-2101-MIS	L = 1500 → 6000	AN / IXE	2	-	1
V-2104	L=2000 L=3000 L=4000 L=6000	-	1	-	-
V-2104-MIS	L = 1500 → 6000	-	1	-	1
V-2403	-	-	1	1	1
V-2406	-	-	1	1	1
V-2405	-	-	-	1 x 400 mm	1 x 400 mm
V-2204 Soft-close (OPTIONAL)	-	(1)	(1)	(1)	(1)
V-2409-P Tappo per parete Endcap for wall Endkappe für Wand	AN	-	-	1	1
V-2409-S Tappo per soffitto Endcap for ceiling Endkappe für Decke	AN	1	1	-	-

TELESCOPICO SINCRO

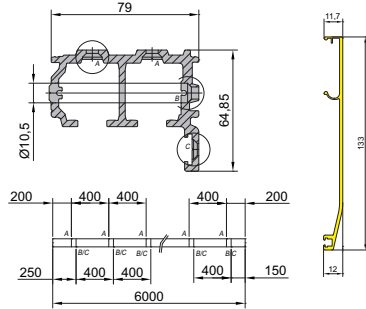
COMPONENTI | COMPONENTS | EINZELTEILE

V-2200

- Binario Telescopico 2 vie.
- Track profile Telescopic 2-ways.
- Laufschiennenprofil Telescopisch 2-läufig

V-2101

- Veletta per V-2200/2250/2300/2350
- Cover profile for V-2200/2250/2300/2350
- Verkleidungsprofil aluminium für V-2200/2250/2300/2350



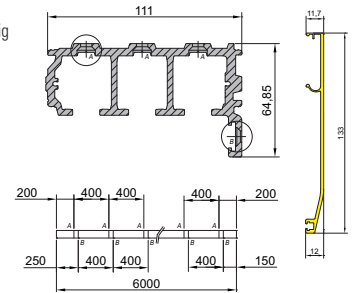
xme422

V-2300

- Binario Telescopico 3 vie.
- Track profile Telescopic 3-ways.
- Laufschiennenprofil Telescopisch 3-läufig

V-2101

- Veletta per V-2200/2250/2300/2350
- Cover profile for V-2200/2250/2300/2350
- Verkleidungsprofil aluminium für V-2200/2250/2300/2350



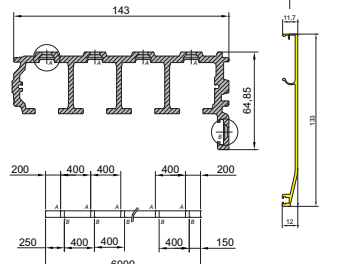

xme422

V-2400

- Binario Telescopico 4 vie.
- Track profile Telescopic 4-ways.
- Laufschiennenprofil Telescopisch 4-läufig

V-2101

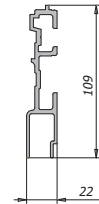

- Veletta per V-2200/2250/2300/2350
- Cover profile for V-2200/2250/2300/2350
- Verkleidungsprofil aluminium für V-2200/2250/2300/2350



xme422

V-2104

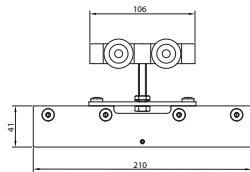
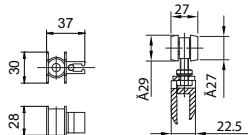
- Profilo per vetro fisso per binario V-2200/V-2300/V-2400
- Side panel profile for track profile V-2200/2300/2400
- Seitenteilprofil für Laufschiene V-2200/V-2300/V-2400



xla322b

V-2203

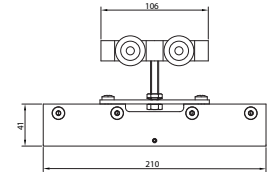
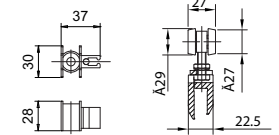

- Set di accessori per 2 ante scorrevoli composto da: N° 4 carrelli pinze N° 4 fermacarrello
- Sliding accessory set for two panels complete with: N° 4 clamps carriers - N° 4 endstops
- ZUBEHÖR komplett mit: N° 4 Klemm-Laufwagen N° 4 Endanschläge



xme379

V-2303

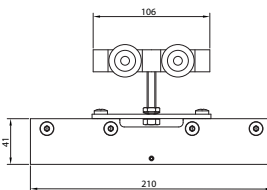
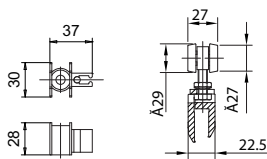
- Set di accessori per tre ante scorrevoli composto da: N° 6 carrelli, N° 6 fermacarrelli, N° 6 pinze
- Sliding door set for 3 panels consisting of: N° 6 clamp-carriers N° 6 endstops
- Zubehör komplett für 3 Schiebetüren mit: N° 6 Klemm-Laufwagen, N° 6 Endanschläge



xme379

V-2403

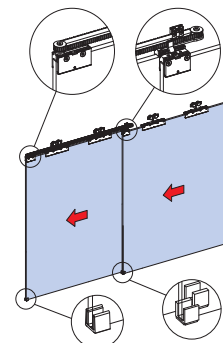
- Set di accessori per 4 ante scorrevoli composto da: N° 8 carrelli pinze N° 8 fermacarrello
- Sliding accessory set for 4 panels complete with: N° 8 clamps carriers - N° 8 endstops
- Zubehör komplett für 4 Schiebetüren mit: N° 8 Klemm-Laufwagen N° 8 Endanschläge



xme379

V-2206

- KIT MORSETTI TRASCINAMENTO SINCRO 2 ante scorrevoli compreso di guide a pavimento V-012 e V-099
- Dragging KIT SINCRO for 2 sliding panel, with floor guides V-012 and V-099
- MITNEHMER KIT SINCRO für 2 bewegliche Schiebetüren mit Bodenführungen V-012 und V-099



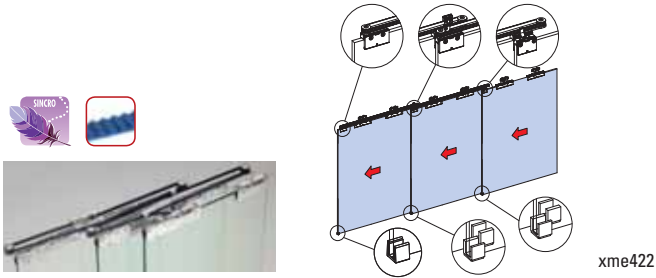
xme422

TELESCOPICO SINCRO

COMPONENTI | COMPONENTS | EINZELTEILE

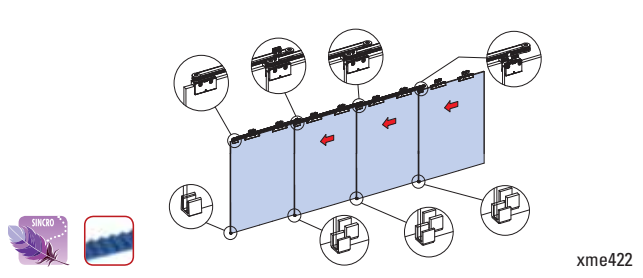
V-2306

- KIT MORSETTI TRASCINAMENTO SINCRO per 3 ante scorrevoli con guide a pavimento
- Dragging KIT SINCRO for 3 sliding panel with floor guides V-012 and V-099
- MITNEHMER SET SINCRO für 3 Schiebetüren inkl. Bodenführungen V-012 und V-099



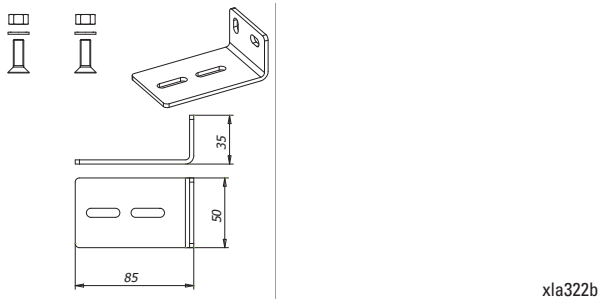
V-2406

- KIT MORSETTI TRASCINAMENTO SINCRO per 4 ante scorrevoli con guide a pavimento
- Dragging KIT SINCRO for 4 sliding panel with floor guides V-012 and V-099
- MITNEHMER SET SINCRO für 4 Schiebetüren inkl. Bodenführungen V-012 und V-099



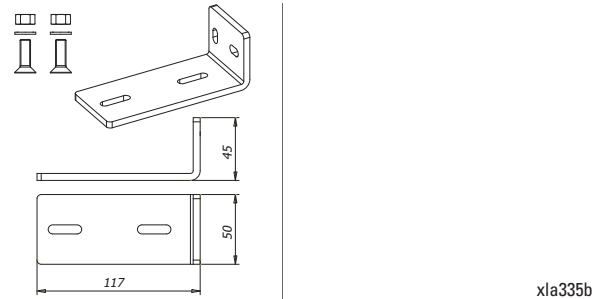
V-2205

- 1 PEZZO STAFFE per fissaggio a parete binari V-2200/V-2300 (circa 1 pezzo ogni 400 mm.)
- 1 PCS FIXING BRACKET for wall installation track profiles V-2200/V-2300 (about 1 piece every 400 mm.)
- 1 STÜCK Winkelverbinder für Wandmontage laufschiene V-2200/V-2300 (1 Stück je ca. 400 mm.)



V-2405

- 1 PEZZO STAFFE per fissaggio a parete binari V-2400 (circa 1 pezzo ogni 400 mm.)
- 1 PCS FIXING BRACKET for wall installation track profiles V-2400 (about 1 piece every 400 mm.)
- 1 STÜCK Winkelverbinder für Wandmontage laufschiene V-2400 (1 Stück je ca. 400 mm.)



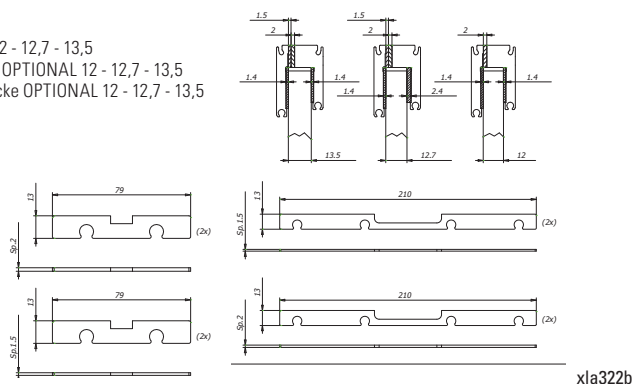
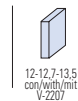
V-2204

- Optional stopper Soft-close (in chiusura) per scorrevole Telescopico sincro
- Optional stopper with Soft-close mechanism (only closing) for sliding system Telescopico sincro
- Optional stopper mit Soft-close (nur in Schliessrichtung) für system Telescopico sincro



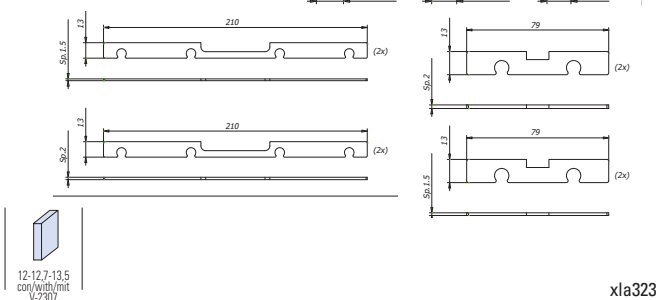
V-2207

- Kit spessori vetro OPTIONAL 12 - 12,7 - 13,5
- Kit spacers for glass thickness OPTIONAL 12 - 12,7 - 13,5
- Kit Distanzscheiben für Glasdicke OPTIONAL 12 - 12,7 - 13,5



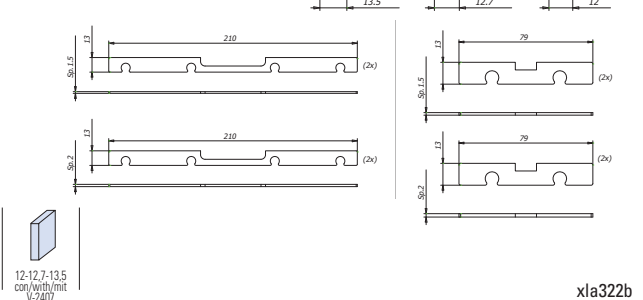
V-2307

- Kit spessori vetro OPTIONAL 12 - 12,7 - 13,5
- Kit spacers for glass thickness OPTIONAL 12 - 12,7 - 13,5
- Kit Distanzscheiben für Glasdicke OPTIONAL 12 - 12,7 - 13,5



V-2407

- Kit spessori vetro OPTIONAL 12 - 12,7 - 13,5
- Kit spacers for glass thickness OPTIONAL 12 - 12,7 - 13,5
- Kit Distanzscheiben für Glasdicke OPTIONAL 12 - 12,7 - 13,5

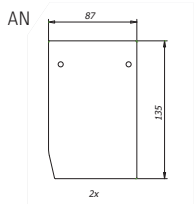


TELESCOPICO SINCRO

COMPONENTI | COMPONENTS | EINZELTEILE

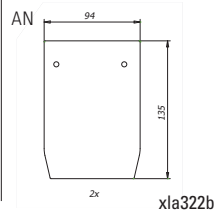
V-2208-P

- Paio tappi finali per montaggio a parete 2 vie V-2200 (3 vie V-2300 (x V-2308-p)) (3 vie v-2400 (x V-2408-p))
- Pair endcaps for 2-ways v-2200 for wall installation. (3-Ways v-2300) (4-ways v-2400)
- Paar Endkappen für Wandmontage 2-läufig V-2200 (3-läufig v-2300) (4-läufig v-2400)



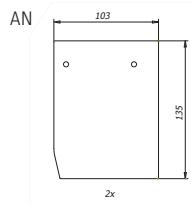
V-2208-S

- Paio tappi finali per montaggio a soffitto 2 vie V-2200 (3 vie V-2300 (x V-2308-p)) (3 vie v-2400 (x V-2408-p))
- PAIR ENDCAPS for 2-ways V-2200 for ceiling installation (3-Ways v-2300) (4-ways v-2400)
- Paar Endkappen für Deckenmontage 2-läufig V-2200 (3-läufig v-2300) (4-läufig v-2400)



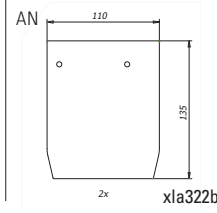
V-2209-P

- Paio tappi per binario 2 vie V-2200 con profilo fisso V-2104 montaggio a parete (3 vie V-2300 (x V-2308-p)) (3 vie v-2400 (x V-2408-p))
- Pair endcaps for track profile 2-ways V-2200 and profile V-2104 Wall installation (3-Ways v-2300) (4-ways v-2400)
- Paar Endkappen für Schiene 2-läufig V-2200 und Profil V-2104. Wandmontage (3-läufig v-2300) (4-läufig v-2400)



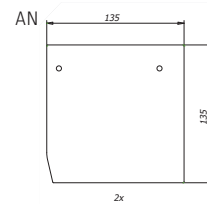
V-2209-S

- Paio tappi per binario 2 vie V-2200 con profilo fisso V-2104 Montaggio a soffitto (3 vie V-2300 (x V-2308-p)) (3 vie v-2400 (x V-2408-p))
- PAIR ENDCAPS for track profile 2-ways V-2200 and profile V-2104 Ceiling installation (3-Ways v-2300) (4-ways v-2400)
- Paar Endkappen für Schiene 2-läufig V-2200 und Profil V-2104. Deckenmontage (3-läufig v-2300) (4-läufig v-2400)



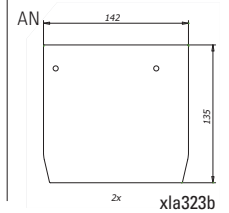
V-2309-P

- Paio tappi per binario 2 vie V-2200 con profilo fisso V-2104 montaggio a parete (3 vie V-2300 (x V-2308-p)) (3 vie v-2400 (x V-2408-p))
- Pair endcaps for track profile 2-ways V-2200 and profile V-2104 Wall installation (3-Ways v-2300) (4-ways v-2400)
- Paar Endkappen für Schiene 2-läufig V-2200 und Profil V-2104. Wandmontage (3-läufig v-2300) (4-läufig v-2400)



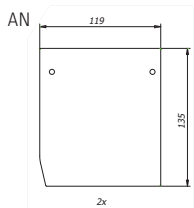
V-2309-S

- Paio tappi per binario 2 vie V-2200 con profilo fisso V-2104 Montaggio a soffitto (3 vie V-2300 (x V-2308-p)) (3 vie v-2400 (x V-2408-p))
- PAIR ENDCAPS for track profile 2-ways V-2200 and profile V-2104 Ceiling installation (3-Ways v-2300) (4-ways v-2400)
- Paar Endkappen für Schiene 2-läufig V-2200 und Profil V-2104. Deckenmontage (3-läufig v-2300) (4-läufig v-2400)



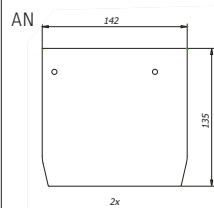
V-2308-P

- Paio tappi finali per montaggio a parete 2 vie V-2200 (3 vie V-2300 (x V-2308-p)) (3 vie v-2400 (x V-2408-p))
- Pair endcaps for 2-ways v-2200 for wall installation. (3-Ways v-2300) (4-ways v-2400)
- Paar Endkappen für Wandmontage 2-läufig V-2200 (3-läufig v-2300) (4-läufig v-2400)



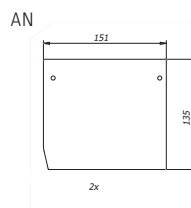
V-2308-S

- Paio tappi finali per montaggio a soffitto 2 vie V-2200 (3 vie V-2300 (x V-2308-p)) (3 vie v-2400 (x V-2408-p))
- PAIR ENDCAPS for 2-ways V-2200 for ceiling installation (3-Ways v-2300) (4-ways v-2400)
- Paar Endkappen für Deckenmontage 2-läufig V-2200 (3-läufig v-2300) (4-läufig v-2400)



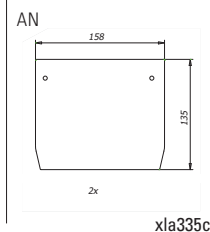
V-2408-P

- Paio tappi finali per montaggio a parete 2 vie V-2200 (3 vie V-2300 (x V-2308-p)) (3 vie v-2400 (x V-2408-p))
- Pair endcaps for 2-ways v-2200 for wall installation. (3-Ways v-2300) (4-ways v-2400)
- Paar Endkappen für Wandmontage 2-läufig V-2200 (3-läufig v-2300) (4-läufig v-2400)



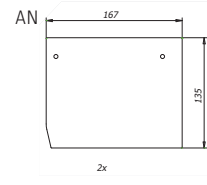
V-2408-S

- Paio tappi finali per montaggio a soffitto 2 vie V-2200 (3 vie V-2300 (x V-2308-p)) (3 vie v-2400 (x V-2408-p))
- PAIR ENDCAPS for 2-ways V-2200 for ceiling installation (3-Ways v-2300) (4-ways v-2400)
- Paar Endkappen für Deckenmontage 2-läufig V-2200 (3-läufig v-2300) (4-läufig v-2400)



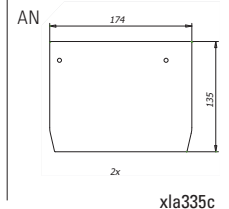
V-2409-P

- Paio tappi per binario 2 vie V-2200 con profilo fisso V-2104 montaggio a parete (3 vie V-2300 (x V-2308-p)) (3 vie v-2400 (x V-2408-p))
- Pair endcaps for track profile 2-ways V-2200 and profile V-2104 Wall installation (3-Ways v-2300) (4-ways v-2400)
- Paar Endkappen für Schiene 2-läufig V-2200 und Profil V-2104. Wandmontage (3-läufig v-2300) (4-läufig v-2400)



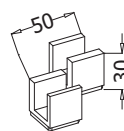
V-2409-S

- Paio tappi per binario 2 vie V-2200 con profilo fisso V-2104 Montaggio a soffitto (3 vie V-2300 (x V-2308-p)) (3 vie v-2400 (x V-2408-p))
- PAIR ENDCAPS for track profile 2-ways V-2200 and profile V-2104 Ceiling installation (3-Ways v-2300) (4-ways v-2400)
- Paar Endkappen für Schiene 2-läufig V-2200 und Profil V-2104. Deckenmontage (3-läufig v-2300) (4-läufig v-2400)



V-099-C DX | V-099-C SX

- Doppia guida a pavimento destra o sinistra
- Double floor guide right or left
- Doppel Bodenführung rechts oder links



xme425t

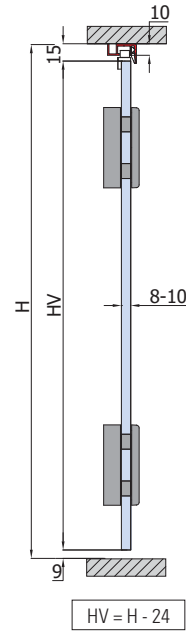
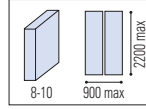


**INVISIBILE
DOPPIO
TELESCOPICO
V2400**
▶ 94



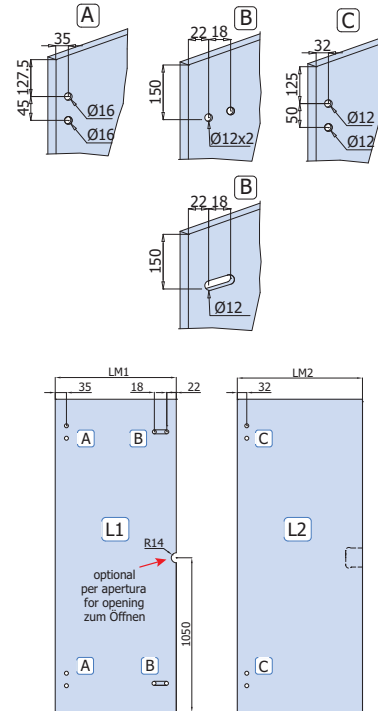
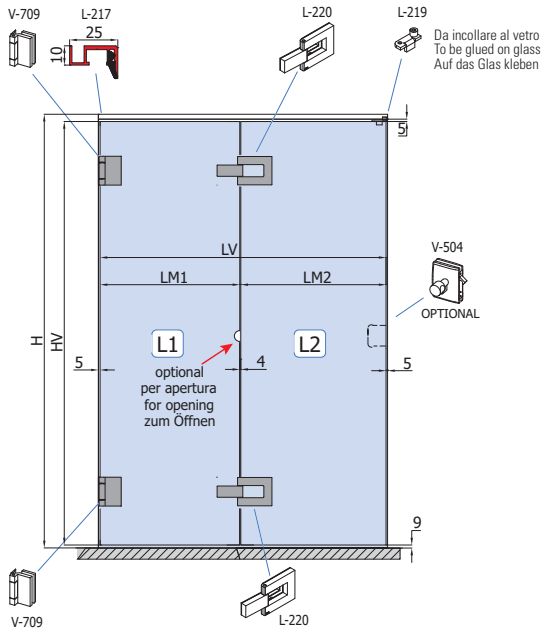
SOFFIETTINO

L-2600




L-2600 SET 1

- Sistema per porta a soffietto 2 ante in vetro
- Sliding folding system for 2 glass panels
- Raumspartür für Ganzglastüren



xme235c

COMPONENTI | COMPONENTS | EINZELTEILE ► 101



Cod.	Fin. Fin. Oberf.	L-2600 SET 1 FIX	L-2600 SET 1-MIS
L-217 L=1000	AN	1	-
L-217-MIS L=1000→1200	AN	-	1
L-220	CP / NS / CR	2	2
V-709	CP / NS / CR	2	2
L-219	-	1	1

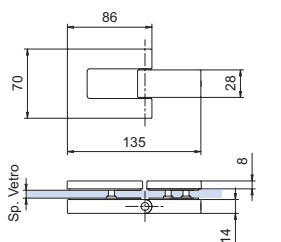
SOFFIETTINO

COMPONENTI | COMPONENTS | EINZELTEILE

L-220

- Cerniera a scatto vetro/vetro, senza viti a vista
- Glass to glass clicking hinge, with not visible screws
- Tüband Glas-Glas ohne sichtbaren Schrauben

CP - NS - CR

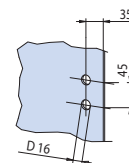
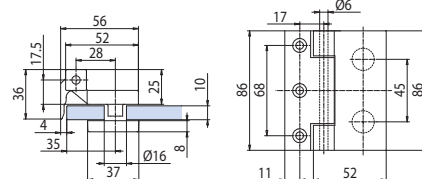
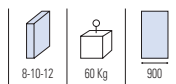


xfb-076

V-709

- Cerniera verticale Libra con aletta fissaggio
- Side Hinge Libra with fixing plate
- Band Libra mit Anschraubplatte

CP - NS - CR



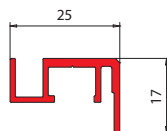
xla217

L-217

- Binario
- Track profile
- Laufschiene

Cod.	Fin. Fin. Oberf.
L-217-1000 mm	AN
L-217-MIS*	AN

* disponibilità taglio a misura
* cut to size mm 1000-1200
* nach Mass geschnitten

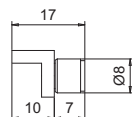
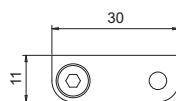


xfb-076

L-219

- Guida superiore
- Top guide
- Führung oben

IX



xfb-076



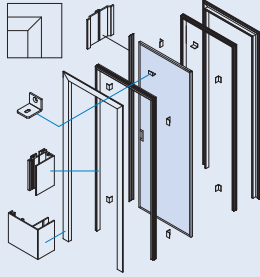
ACCESSORI PER SCORREVOLI | ACCESSORIES FOR SLIDING DOORS | ZUBEHÖR FÜR SCHIEBETÜREN



TS-04

- Telaio in alluminio per porta scorrevole a scomparsa.
- Aluminium frame for flush pocket sliding doors.
- Aluzarge für Schiebetüren in der Wand Laufend.

AN



PRICE LIST 2017 ▶ 205

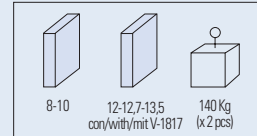
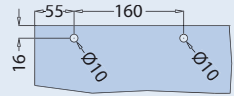
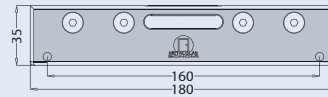
xfb015



V-090

- Pinza
- Clamp
- Klemmschuh

Optional
fori / holes / Bohrungen



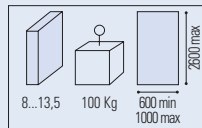
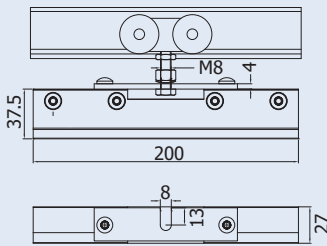
PRICE LIST 2017 ▶ 81

xme425d / xme431c



V-008

- Pinza per scorrevole vetro 8/10 mm senza fori nel vetro.
- Clamp for glass sliding door 8/10 mm without glass preparation.
- Klemmschuh für Schiebetür 8-10mm, ohne Bohrungen.



PRICE LIST 2017 ▶ 81

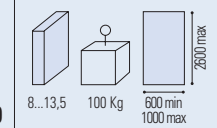
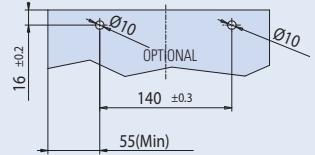
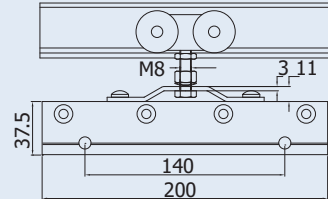
xme335



V-009

- Pinza per scorrevole vetro 8/10 mm senza fori.
- Clamp for glass sliding door 8/10 mm without holes.
- Klemmschuh für Schiebetür 8-10mm, ohne Bohrungen.

Optional
fori / holes / Bohrungen



PRICE LIST 2017 ▶ 81

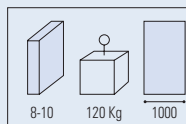
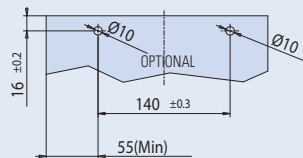
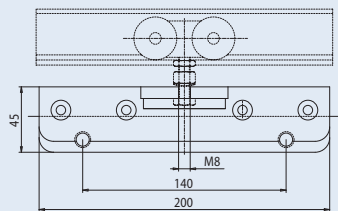
xme335 / xla39



V-010

- Pinza per scorrevole vetro 8/10 mm senza fori.
- Clamp for sliding door 8/10 mm without holes.
- Klemmschuh für Ganzglasschiebetür 8/10 mm ohne Glasbearbeitung (Bohrungen, Fräsungen).

Optional
fori / holes / Bohrungen



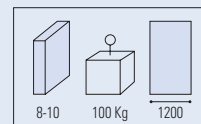
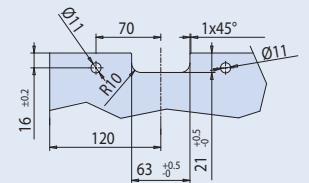
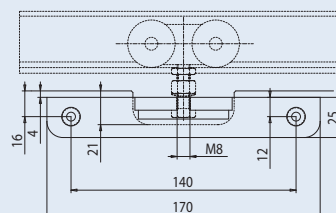
PRICE LIST 2017 ▶ 81

xla39



V-011-FR

- Pinza per scorrevole ricavata da pieno vetro 8/10 mm con fori nel vetro alluminio anodizzato.
- Clamp for glass sliding door 8/10 mm with glass preparation aluminium anodised.
- Klemmschuh für Ganzglasschiebetür 8/10 mm Glasdicke mit Glasbohrung, EV1.



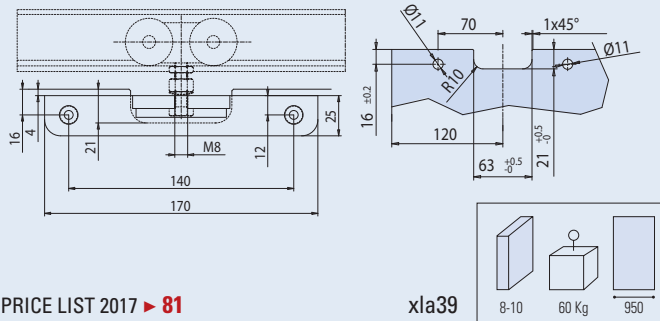
PRICE LIST 2017 ▶ 81

xla39



V-011-FU

- Pinza per scorrevole in fusione di alluminio vetro 8/10 mm con fori nel vetro verniciata grigia.
- Die casted clamp for glass sliding door 8/10 mm with glass preparation silver lacquered.
- Klemmschuh gegossen für Ganzglasschiebetür 8/10 mm Glasdicke mit Glasbohrung, silber lackiert.

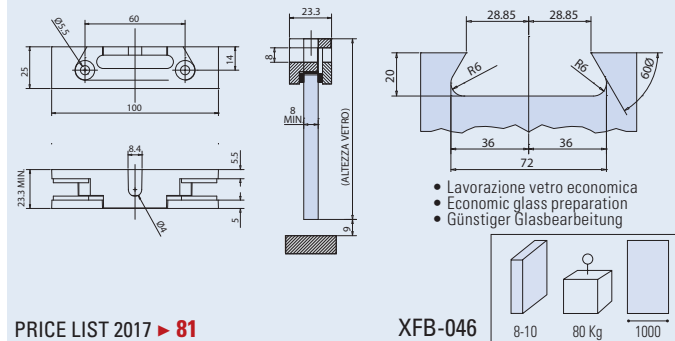


PRICE LIST 2017 ► 81



V-006

- Pinza per scorrevole in fusione di zama vetro 8-10 con lavorazione nel vetro verniciata grigia.
- Die casted clamp for glass sliding door 8-10 mm with glass preparation silver lacquered
- Klemmschuh gegossen für Ganzglasschiebetür 8/10 mm Glasdicke mit Glasbohrung, silber lackiert.



PRICE LIST 2017 ► 81

XFB-046

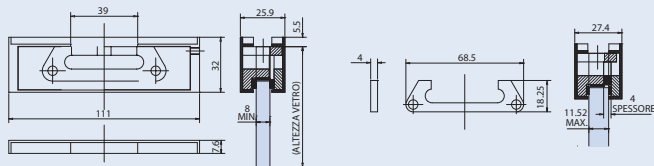
- Lavorazione vetro economica
- Economic glass preparation
- Günstiger Glasbearbeitung



V-007

- Copertine optional per pinza V-006.
- Optional covers for clamp V-006.
- Optional Abdeckungen für Klemmschuh V-006.

CP - NS



PRICE LIST 2017 ► 81

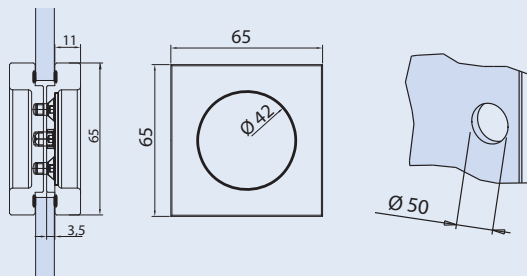
XFB-046



V-522

- Nicchia quadra per scorrevole.
- Sliding door-handle square.
- Griffmuschel quadratisch.

AN - NS - CR



PRICE LIST 2017 ► 82

xme015

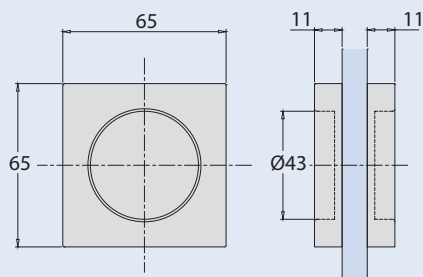
8-10



V-522-INC

- Nicchia quadra per scorrevole ad incollaggio biadesivo.
- Sliding door-handle square, with self adhesive fixing.
- Griffmuschel quadratisch, selbstklebend.

AN - NS



PRICE LIST 2017 ► 82

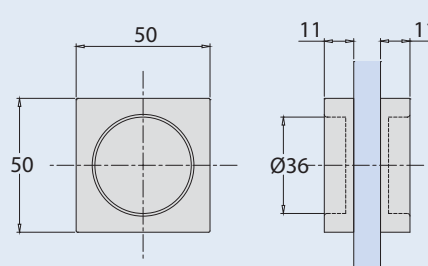
xfb-nicchie ad incollaggio



V-533-INC

- Nicchia quadra per scorrevole ad incollaggio biadesivo.
- Sliding door-handle square, with self adhesive fixing.
- Griffmuschel quadratisch, selbstklebend.

AN - NS



PRICE LIST 2017 ► 82

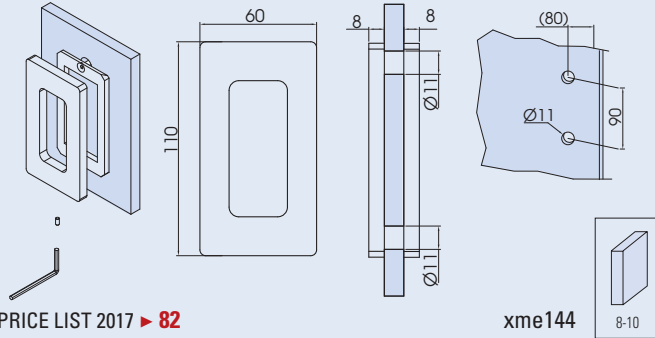
xfb-nicchie ad incollaggio



V-511

- Nicchia scorrevole senza viti a vista.
- Sliding door handle with invisible fixing screws.
- Griffmuschel mit nicht sichtbaren Schrauben.

CS - NS - CR - CP



PRICE LIST 2017 ► 82

xme144

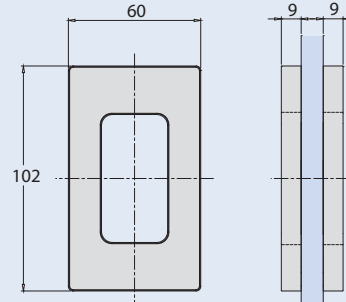
8-10



V-534-INC

- Nicchia scorrevole ad incollaggio biadesivo.
- Sliding door-handle with self adhesive fixing.
- Griffmuschel Gröss selbstklebend.

CS - NS - CR - OL



PRICE LIST 2017 ► 82

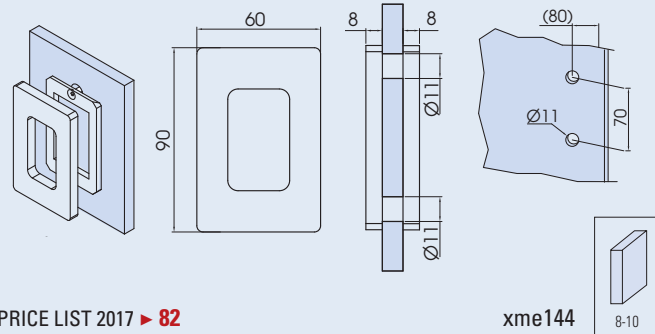
xfb-nicchie ad incollaggio



V-510

- Nicchia scorrevole senza viti a vista.
- Sliding door handle with invisible fixing screws.
- Griffmuschel mit nicht sichtbaren Schrauben.

CS - NS - CR - CP



PRICE LIST 2017 ► 82

xme144

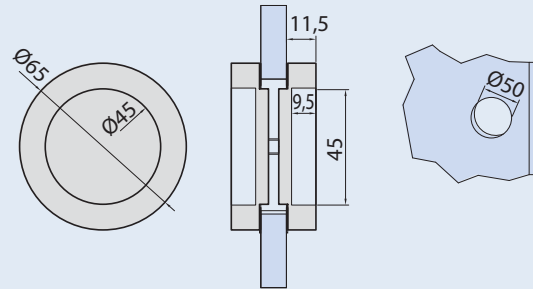
8-10



V-512

- Nicchia scorrevole tonda, Ø 65.
- Sliding door-handle, Ø 65.
- Griffmuschel, Ø 65.

AN - CS - NS - CR - OL - CP



PRICE LIST 2017 ► 82

xme050

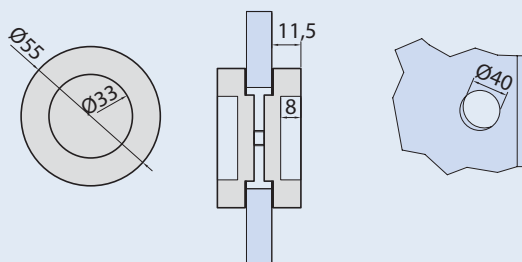
8-10-12



V-523

- Nicchia scorrevole tonda, Ø 55.
- Sliding door-handle, Ø 55.
- Griffmuschel, Ø 55.

AN - NS - CR



PRICE LIST 2017 ► 83

xme050

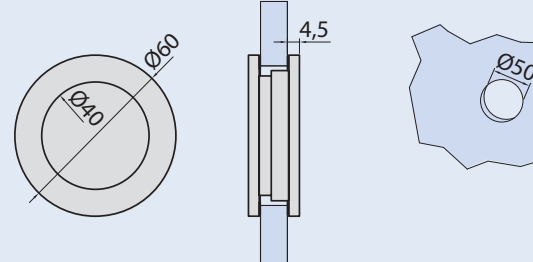
8-10-12



V-524

- Nicchia scorrevole tonda, Ø 60.
- Sliding door-handle, Ø 60.
- Griffmuschel, Ø 60.

AN - NS - CR



PRICE LIST 2017 ► 83

xme050

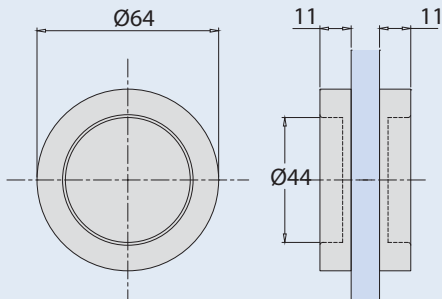
8-10



V-512-INC

- Nicchia scorrevole tonda, Ø 64 ad incollaggio biadesivo.
- Sliding door-handle Ø 64 with self adhesive fixing.
- Griffmuschel selbstklebend.

AN - NS



PRICE LIST 2017 ► 82

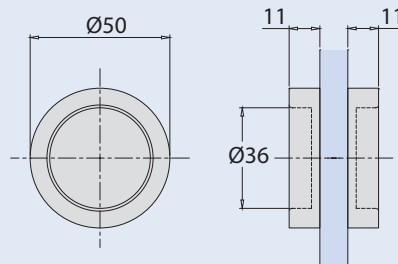
xfb-nicchie ad incollaggio



V-532-INC

- Nicchia scorrevole ad incollaggio biadesivo.
- Sliding door-handle with self adhesive.
- Griffmuschel selbstklebend.

AN - NS



PRICE LIST 2017 ► 82

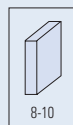
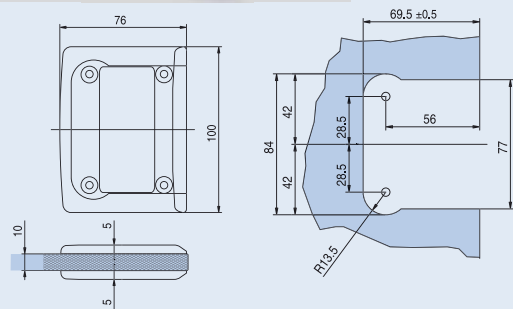
xfb-nicchie ad incollaggio



V-506

- Nicchia scorrevole Minima.
- Sliding door-handle Minima.
- Griffmuschel Minima

CS - NS - CR - OL - CP



PRICE LIST 2017 ► 82

xla52

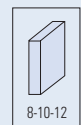
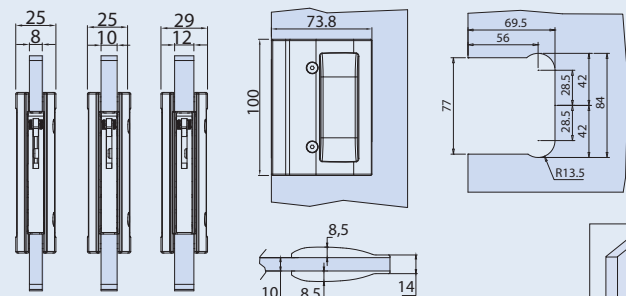
8-10



V-406

- Nicchia scorrevole con tirante.
- Sliding handle with pull-lever.
- Griffmuschel mit stirnseitigem Griff.

NS - CR - CP



PRICE LIST 2017 ► 82

xme143 / xme351

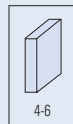
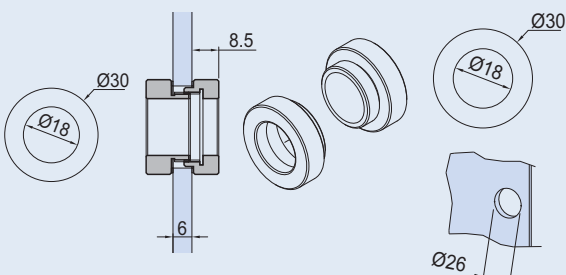
8-10-12



V-527

- Nicchia aperta Ø 30.
- Open sliding-handle Ø 30.
- Griffmuschel Ø 30 mit Glasdurchgriff.

AN - NS - CR



PRICE LIST 2017 ► 83

xme090

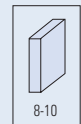
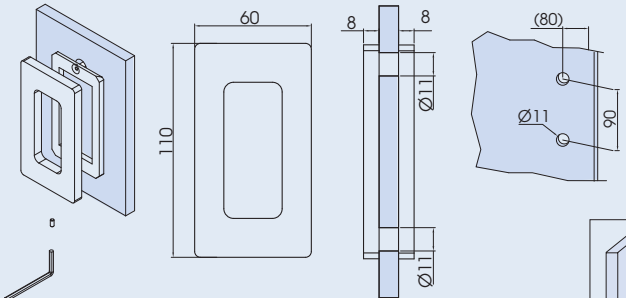
4-6



V-511

- Nicchia scorrevole senza viti a vista.
- Sliding door handle with invisible fixing screws.
- Griffmuschel mit nicht sichtbaren Schrauben.

CS - NS - CR - CP



xme144

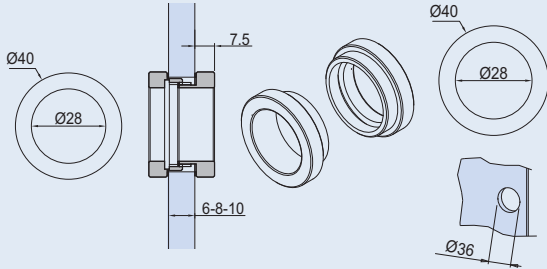
8-10



V-525

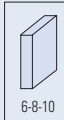
- Nicchia aperta Ø 40.
- Open sliding-handle Ø 40.
- Griffmuschel Ø 40 mit Glasdurchgriff.

AN - NS - CR



PRICE LIST 2017 ► 83

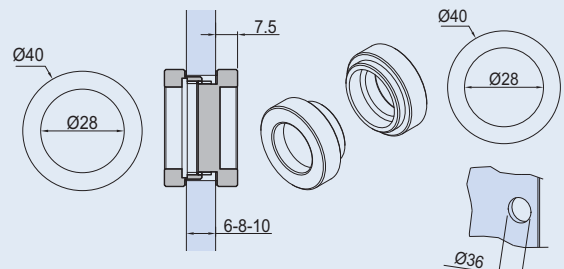
xme090



V-526

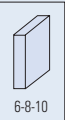
- Nicchia chiusa Ø40.
- Closed sliding-handle Ø 40.
- Griffmuschel Ø40 geschlossen.

AN - NS - CR



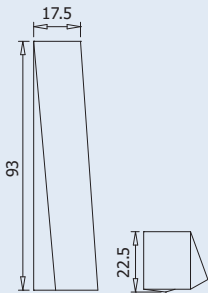
PRICE LIST 2017 ► 83

xme090




B-179

- Maniglia ad incollaggio biadesivo.
- Small handle with self adhesive fixing.
- Klein Griff selbstklebend.



PRICE LIST 2017 ► 83

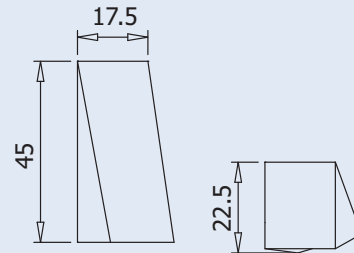
xme281



B-180

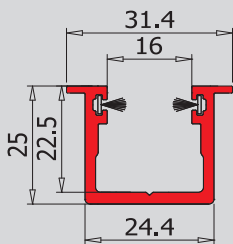
- Maniglia ad incollaggio biadesivo, versione corta.
- Small handle with self adhesive fixing.
- Klein Griff selbstklebend.

CS - CR



PRICE LIST 2017 ► 83

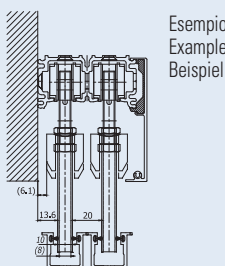
xme281



L-116

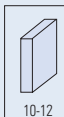
- Canalina da incassare a terra in alluminio compresa di spazzoline per vetro 10-12 mm.
- Floor channel recessed installation with brush seals for glas 10-12 mm.
- Bodenführung mit Bodenvorbereitung inkl. Bürstenprofile für Glasdicke 10-12 mm.

AN



PRICE LIST 2017 ► 85

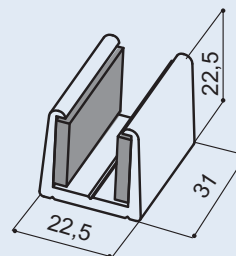
L-116



V-012

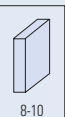
- Guida a pavimento per vetro 8/10 mm.
- Floor guide for glass 8/10 mm.
- Bodenführung für Glas 8/10 mm.

AN - NS - CR



PRICE LIST 2017 ► 85

V-012

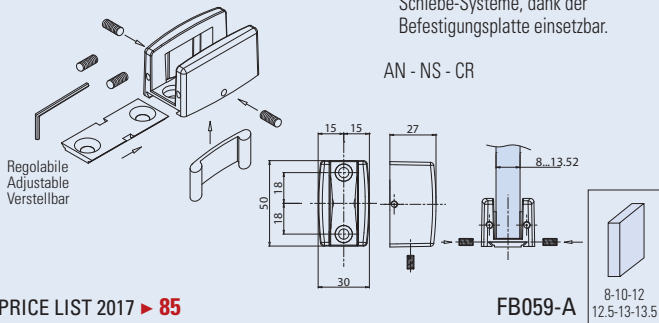




V-012-INS

- Guida a pavimento regolabile per vetro da 8 a 13,5 mm con piastrina di fissaggio a terra per un facile inserimento della guida ideale per scorrevoli invisibili e Telescopici.
- Floor guide adjustable for glass from 8 to 13,5 mm. Perfect for invisible and Telescopic.
- Bodenführung verstellbar für Glas von 8 bis 13,5mm perfekt für invisible und Teleskop Schiebe-Systeme, dank der Befestigungsplatte einsetzbar.

AN - NS - CR



PRICE LIST 2017 ▶ 85

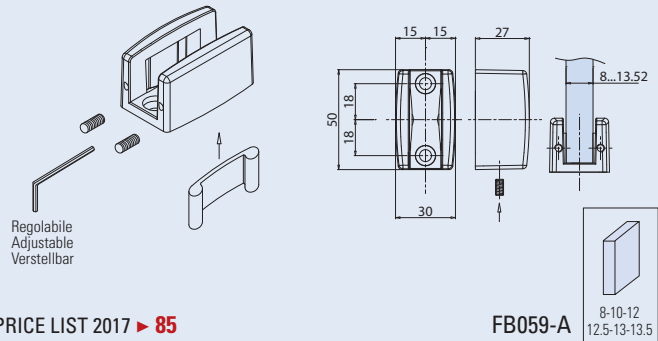
FB059-A 8-10-12 12,5-13-13,5



V-012-REG

- Guida a pavimento regolabile per vetro da 8 a 13,5 mm.
- Floor guide adjustable for glass from 8 to 13,5 mm.
- Bodenführung verstellbar für Glas von 8 bis 13,5mm.

AN - NS - CR



PRICE LIST 2017 ▶ 85

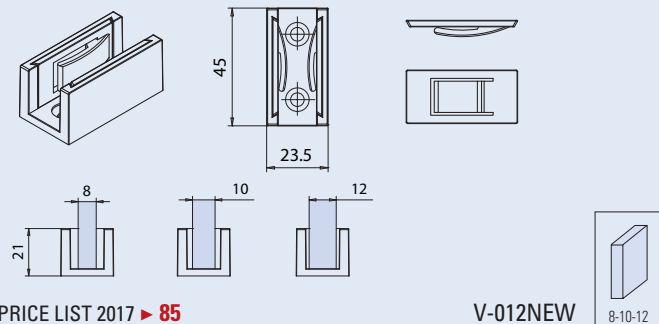
FB059-A 8-10-12 12,5-13-13,5



V-012-EVO

- Guida a pavimento regolabile per vetro 8-10-12 mm.
- Floor guide adjustable for glass 8-10-12 mm.
- Bodenführung verstellbar für Glas 8-10-12 mm.

AN - NS



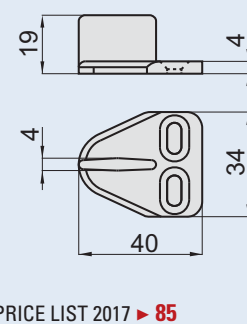
PRICE LIST 2017 ▶ 85

V-012NEW 8-10-12



P-F08

- Guida a pavimento per pannello in legno.
- Floor guide for sliding wooden panel.
- Bodenführung für Schiebetüren aus Holz.



PRICE LIST 2017 ▶ 85

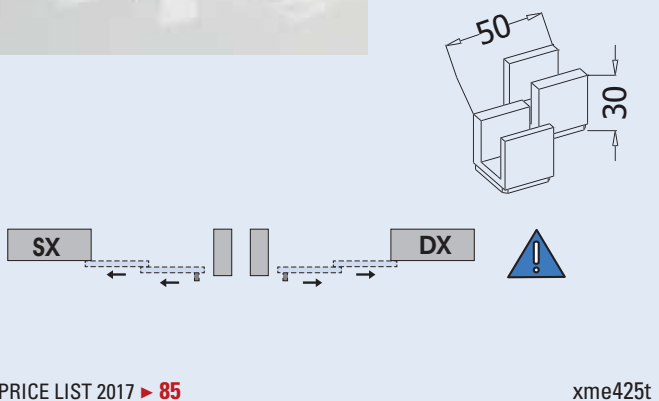
P-F08



V-099-C DX | V-099-C SX

- Doppia guida a pavimento destra o sinistra
- Double floor guide right or left
- Doppel Bodenführung rechts oder links

AN



PRICE LIST 2017 ▶ 85

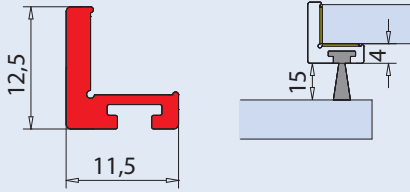
xme425t



P-013

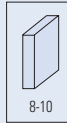
- Profilino alluminio per chiusura arie scorrevole vetro mobile/vetro fisso con setola grigia, fissaggio tramite incollaggio.
- Aluminium angled profile to reduce gaps between sliding door/fixed panel, with grey brush seal, to be glued on glass edge.
- Aluminium Dichtungsprofil montiert auf der Glaskante.

AN



PRICE LIST 2017 ► 86

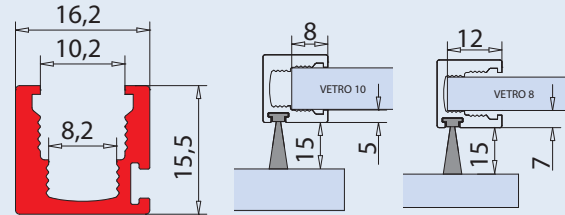
xme203-B



P-014

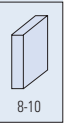
- Profilino alluminio per chiusura arie scorrevole vetro mobile/vetro fisso con spazzolino grigio, fissaggio tramite incollaggio.
- Aluminium U profile to reduce gaps between sliding door/fixed panel, with grey brush seal, to be glued on glass edge.
- Aluminium U Dichtungsprofil.

AN



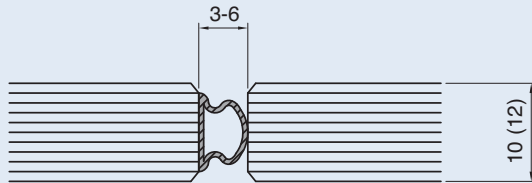
PRICE LIST 2017 ► 86

xme203-B



WRU-S 100/60 Z

- Guarnizione neutra per vetro 10/12 mm, fissaggio adesivo.
- Neutral gasket for glass 10-12 mm with adhesive fixing.
- Dichtungsprofil für 10-12 mm selbstklebend.

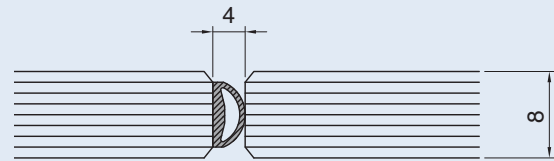


PRICE LIST 2017 ► 86

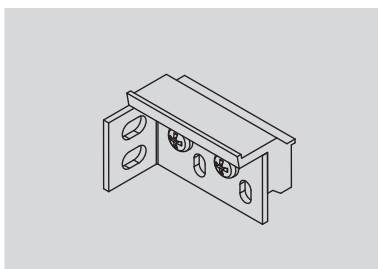


WRU-S 60/40 R

- Guarnizione neutra per vetro 8 mm, fissaggio adesivo.
- Neutral gasket for glass 8 mm with adhesive fixing.
- Dichtungsprofil für 8 mm selbstklebend.

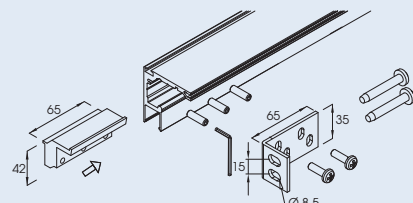
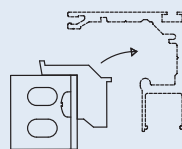
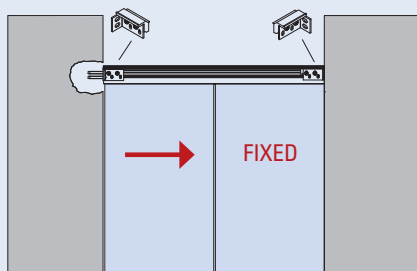


PRICE LIST 2017 ► 86



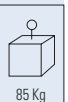
V-5112

- Staffa Evolution autoportante reversibile DX-SX per fissaggio laterale binario V-5103/V-5403 muro (n°1).
- Bracket for side fixing Evolution profile V-5103/V-5403 (n°1).
- Stuck winkelprofil für Seitliche Wandbefestigung Evolution Laufschiene V-5103/V-5403 (n°1).



PRICE LIST 2017 ► 13

xme146

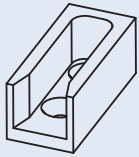


85 Kg



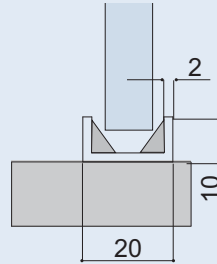
V-053

- Guida fermavetro in plastica.
- Floor stopper in grey plastic.
- Kunststoff- Bodenstopper, grau.



PRICE LIST 2017 ► 85

V-053



V-2015

- Profilo ad "U" per vetro fisso completo di guarnizioni
- U-Channel for fixed panel complete with gaskets
- U-Profil für Seitenteil mit Dichtungen

AN - Effetto inox/Inox effect/Inox effekt

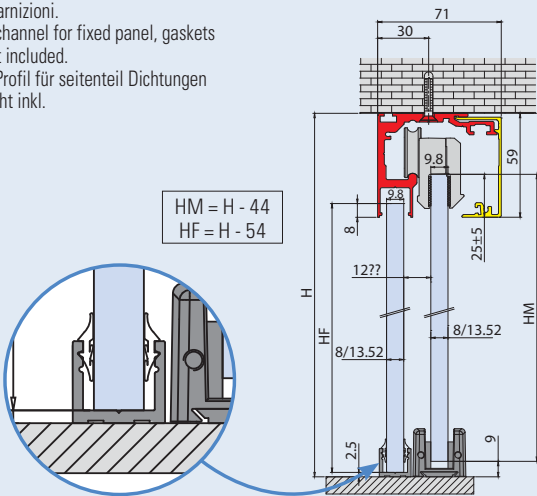
PRICE LIST 2017 ► 86

V-2015

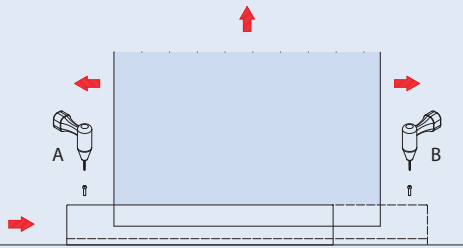
V-2014

- Canalina per vetro fisso escluso guarnizioni.
- U channel for fixed panel, gaskets not included.
- U Profil für seitenteil Dichtungen nicht inkl.

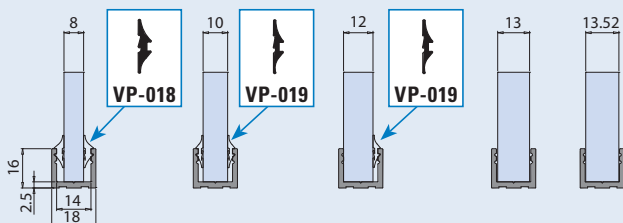
HM = H - 44
HF = H - 54



Profilo da infilare
Insert profile
Profil durchziehen



Guarnizioni
Gaskets
Dichtungen



PRICE LIST 2017 ► 86

FB044-E





A

SISTEMI SCORREVOLI
SLIDING DOOR SYSTEMS
SCHIEBETÜRSYSTEME

6

B

BOX DOCCIA
SHOWER BOX
DUSCHKABINEN

111

C

PARETI MOBILI
SLIDING WALLS
SCHIEBEWÄNDE

189

D

PARETI DIVISORIE E STIPITI
PARTITION WALLS AND FRAMES
TRENNWÄNDE UND ALUMINIUMZARGEN

223

E

SERRATURE E CERNIERE
LOCKS AND HINGES
SCHLÖSSER UND BÄNDER

269

F

MANIGLIE MANIGLIONI POMOLI
DOORHANDLES PULLHANDLES KNOBS
TÜRGRIFFE STOSSGRIFFE KNÖPFE

299

G

PORTE ESTERNE
PATCH FITTINGS
GANZGLASANLAGEN

311

H

BALAUSTR E PENSILINE
RAILING AND CANOPY SYSTEMS
GANZGLASGELÄNDER UND VORDACH SYSTEME

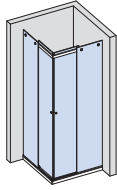
341

I

DISTANZIALI, MORSETTI E ACCESSORI
POINT FITTINGS, CLAMPS AND ACCESSORIES
PUNKTHALTERUNGEN, KLEMMBEFESTIGUNGEN
UND ZUBEHÖR

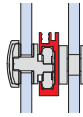
427

- BOX DOCCIA CON SISTEMA SCORREVOLE
- SHOWER BOX WITH SLIDING SYSTEM
- DUSCHKABINEN MIT SCHIEBETÜRSYSTEM

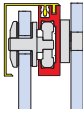


BX-1501

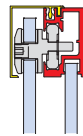
►118



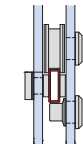
BX-1510
 CON VELETTA
 WITH COVER
 MIT ABDECKUNG
 ►122



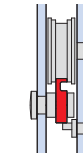
BX-3000
 SOFT CLOSE
 ►126



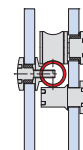
BX-2010
 ►130



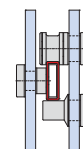
BX-2000
 ►134



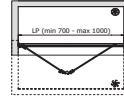
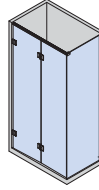
BX-01
 ►138



BX-02
 ►142

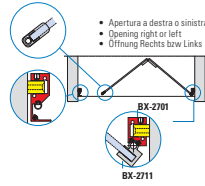


- BOX DOCCIA SCORREVOLE A SOFFIETTO
- SHOWER BOX WITH FOLDING DOOR
- DUSCHKABIN MIT SYSTEM FÜR FALTÜREN



BX-2700

►146

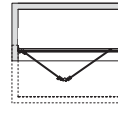


- Apertura a destra o sinistra
- Opening right or left
- Öffnung Rechts bzw. Links

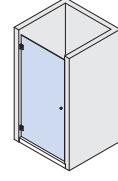


BX-2600

►150



- BOX DOCCIA CON ANTA A BATTENTE (CERNIERA A SCATTO)
- SHOWER BOX WITH SWING DOOR (CLICKING HINGES)
- DUSCHKABINEN MIT DREH-TÜR (SELBSTSCHLIESSENDE BÄNDER)



B-301

►158



B-306

►158



B-701

►159



B-100/B-101

►158



B-102/B-103

►158



B-400/B-401

►160



B-402/B-405

►161

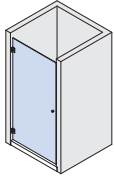


L-220

►161



- CERNIERE CON ALZATA IN APERTURA
- HINGES WITH RAISE AND LOWERING MECHANISM
- BÄNDER MIT HEBE-UND SENKMECHANISMUS



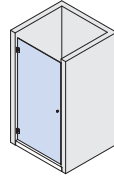
B-501 DX-SX
▶159



B-502 DX-SX
▶159



- CERNIERE A SCATTO IN BATTUTA
- CLICKING HINGES FOR CONTINUOUS SEALS
- BÄNDER FÜR DURCHGEHENDER DICHTUNG (SELBSTSCHLIESSENDE BÄNDER)



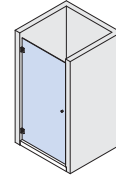
B-201
▶159



B-202
▶159



- CERNIERE IN BATTUTA
- HINGES FOR CONTINUOUS SEALS
- DUSCHTÜRBÄNDER FÜR DURCHGEHENDER DICHTUNG



B-105
▶160



B-104
▶160



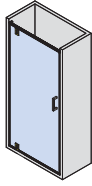
B-601 DX SX
▶160



B-602 DX-SX
▶160



- PIVOT ALTO-BASSO (BILICO) - PORTA BATTENTE
- TOP/BOTTOM PIVOT HINGES
- OBERE/UNTERE PIVOT BÄNDER



BX-2100 BILICO

►154



BX-304

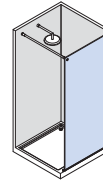
►161



BX-303 CERNIERE BILICA



- SEPARÉ



BARRE DI SUPPORTO QUADRE REGOLABILI ADJUSTABLE SQUARE SUPPORT BARS VERSTELLBARE ECKIGE STABILISATIONSSTANGEN

NEW

►176



BARRE DI SUPPORTO QUADRE SQUARE SUPPORT BARS ECKIGE STABILISATIONSSTANGEN

►177



BARRE DI SUPPORTO TONDE ROUND SUPPORT BARS RUNDE STABILISATIONSSTANGEN

►178



MORSETTI CLAMPS KLEMMBESCHLÄGE


►180



CANALINE "U" IN ALLUMINIO U PROFILES IN ALUMINIUM U-PROFILE AUS ALUMINIUM

NEW


►170



CANALINE IN ACCIAIO "U" PROFILES IN INOX "U" PROFILE AUS INOX

NEW


►171



CANALINE "U" CON BORDO RIPIEGATO U PROFILES WITH FOLDED EDGE U-PROFILE MIT ABGERUNDETER KANTE

NEW

►172



CANALINE CON ALETTA U PROFILES WITH PLATE U-PROFILE MIT PLATTE


NEW

►173

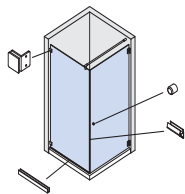


ANGOLARI L PROFILES L PROFILE

►173



- ACCESSORI
- ACCESSORIES
- ZUBEHÖR



**GUARNIZIONI
GASKETS
DICHTUNGEN**

►184



**PROFILI DI BATTUTA
DOOR STOP PROFILES
TÜRANSCHLAGSPROFILE**

►172



**PROFILI GOCCIOLATOI
SPLASH GUARD PROFILES
SCHWALLSCHUTZ
PROFILE**

►164



**GUIDE A PAVIMENTO
FLOOR GUIDES
BODENFÜHRUNGEN**

►165



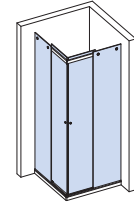
**POMOLI, NICCHIE
E MANIGLIONI
KNOBS, SLIDING HANDLES,
HANDLES
KNÖPFE, GRIFFMUSCHEL,
STOSSGRIFFE**

►183



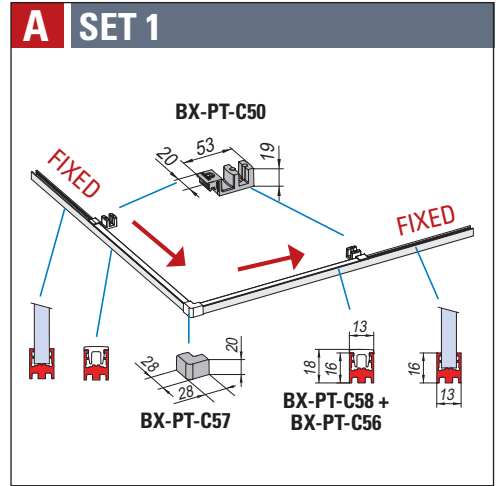
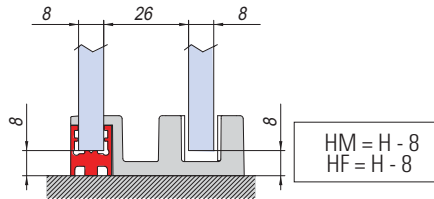
- Per modelli: BX-1501, BX-1510, BX-3000, BX-2000
- For models: BX-1501, BX-1510, BX-3000, BX-2000
- Für Modelle: BX-1501, BX-1510, BX-3000, BX-2000

SET 1



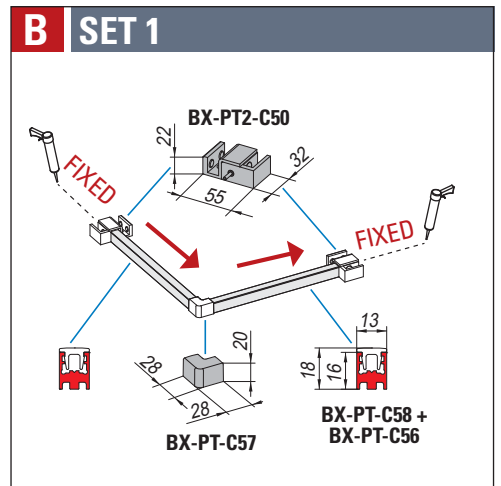
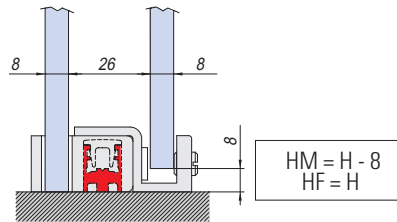
BX-PT-01 STANDARD

- Vetro fisso nel profilo continuo H 16 mm.
- Fixed glass in shower entry floor profile H 16 mm.
- Festverglasung im Duscheinstieg Bodenprofil H 16 mm.



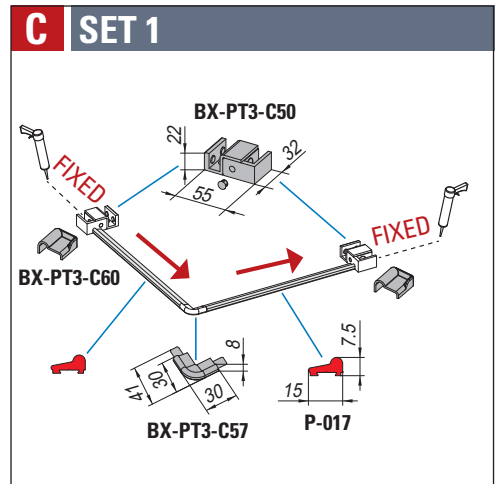
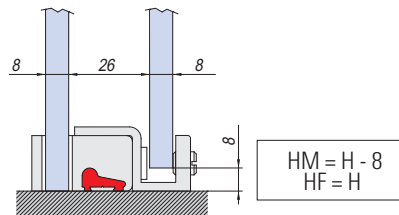
BX-PT-02 SOLO PORTA OPTIONAL

- Vetro fisso su piatto doccia, solo profilo entrata H 16 mm.
- Fixed glass on shower tray, only shower entry floor profile H 16 mm.
- Festverglasung auf Duschtasse, Duscheinstieg Bodenprofil H 16 mm.



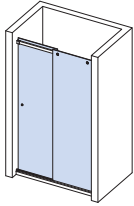
BX-PT-03 RASO DOCCIA OPTIONAL

- Vetro fisso su piatto doccia, profilo entrata H 8 mm.
- Fixed glass on shower tray, shower entry floor profile H 8 mm.
- Festverglasung auf Duschtasse, Duscheinstieg Bodenprofil H 8 mm.

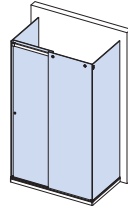


SCEGLIERE FONDO PREFERITO
CHOOSE FAVORITE FLOOR PROFILES | WÄHLEN SIE IHR GEWÜNSCHTES BODENPROFIL

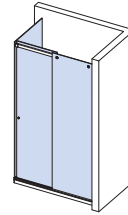
SET 2



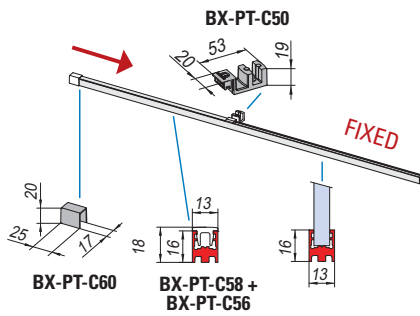
SET 3



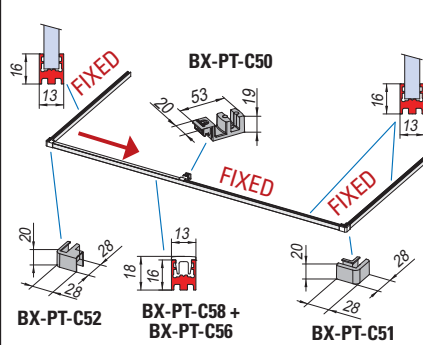
SET 4



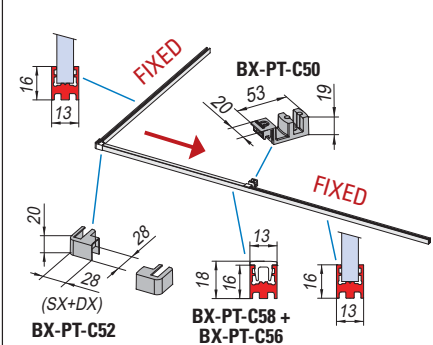
A SET 2



A SET 3



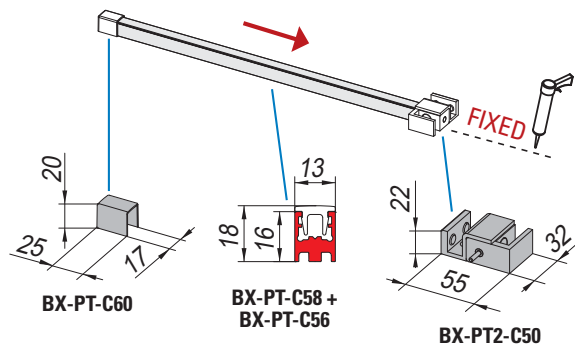
A SET 4



B SET 2

B SET 3

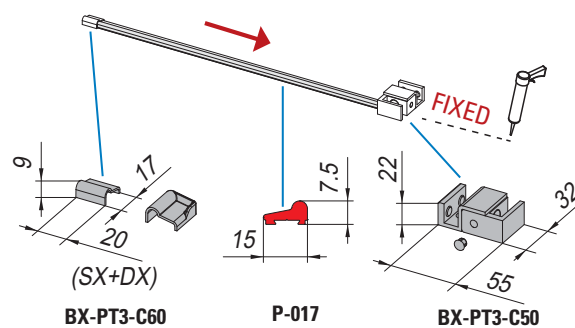
B SET 4



C SET 2

C SET 3

C SET 4



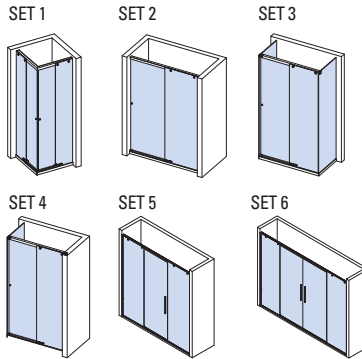
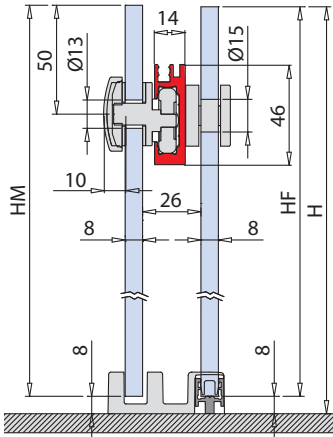
BX-1501




B BOX DOCCIA
SHOWER BOX

Profili vetro fisso
Profiles for fixed panels
Profil für Festverglasung... ▶ 170

Profili a terra
Floor profiles
Bodenprofile... ▶ 165-167



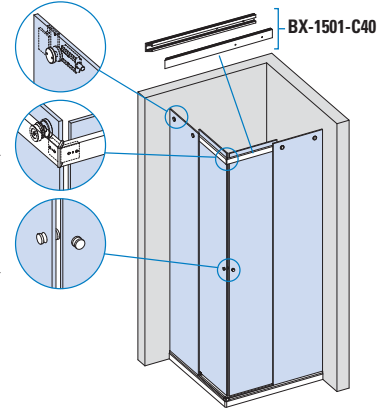
COMPONENTI | COMPONENTS | EINZELTEILE



BX-1501 SET 1 ANGOLO | CORNER | ECKDUSCH

L = 1000 x 1000 mm

- BX-1501-C90 (2x)
- BX-1501-C30 (2x)
- BX-1501-C70 (4x)
- BX-1501-C10 (4x)
- BX-1501-C20 (1x)
- OPTIONAL

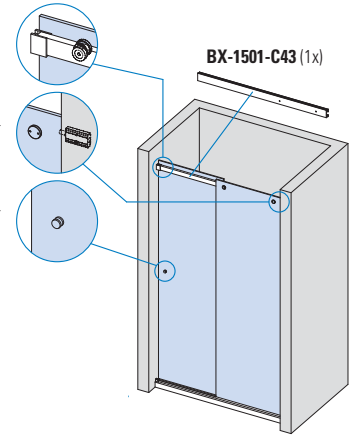


xfb050-A

BX-1501 SET 2 NICCHIA | NICHE | NISCHENDUSCH

L = 1500 mm
L = 3000 mm

- BX-1501-C90 (2x)
- BX-1501-C10 (2x)
- BX-1501-C70 (2x)
- BX-1501-C30 (1x)
- OPTIONAL

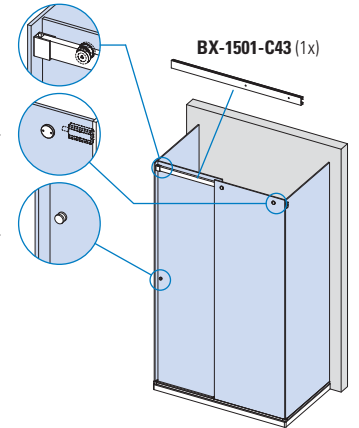


xfb050-B

BX-1501 SET 3 A "U" | U-SHOWER | "U-DUSCH

L = 1500 mm
L = 3000 mm

- BX-1501-C80 (2x)
- BX-1501-C10 (2x)
- BX-1501-C70 (2x)
- BX-1501-C30 (1x)
- OPTIONAL

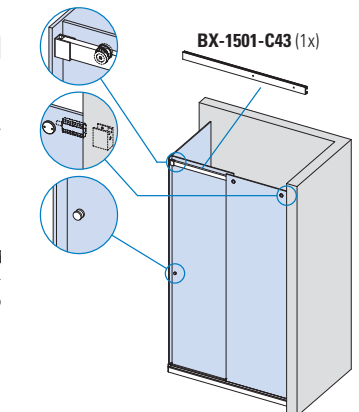


xfb050-C

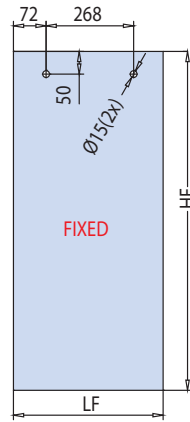
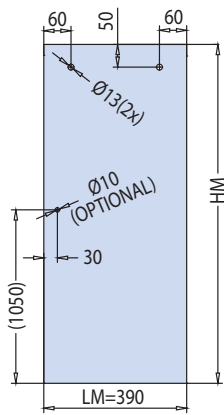
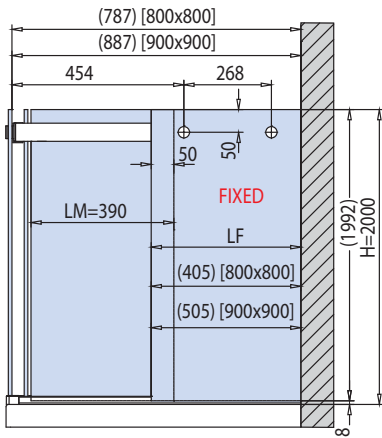
BX-1501 SET 4 SPALLA IN VETRO | 2 FIXED PANELS 2 FESTSTEHENDEN GLASTAFELN

L = 1500 mm
L = 3000 mm

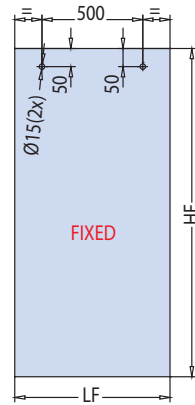
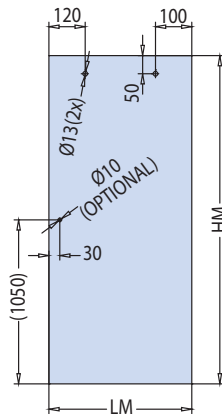
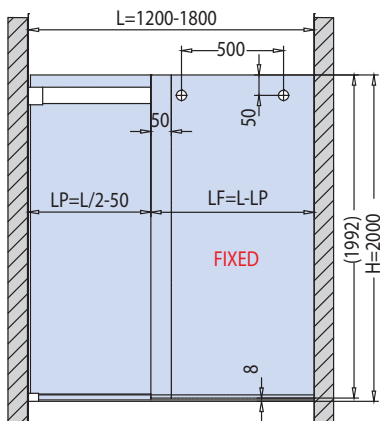
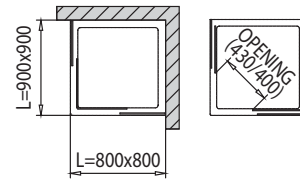
- BX-1501-C80 (1x)
- BX-1501-C10 (2x)
- BX-1501-C70 (2x)
- BX-1501-C90 (1x)
- BX-1501-C30 (1x)
- OPTIONAL



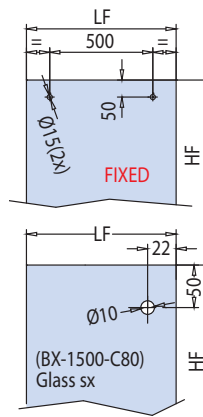
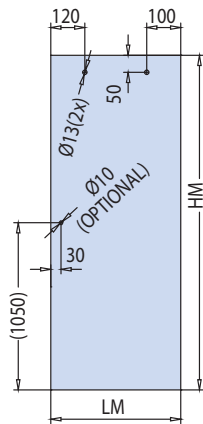
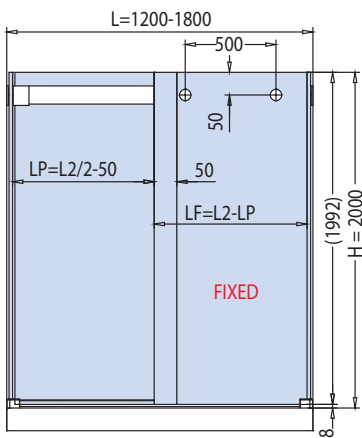
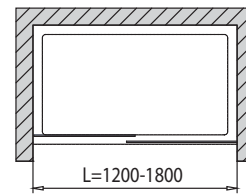
xfb050-D



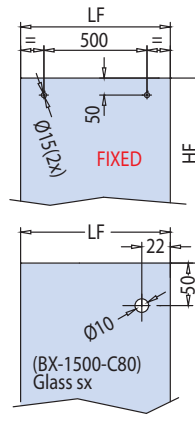
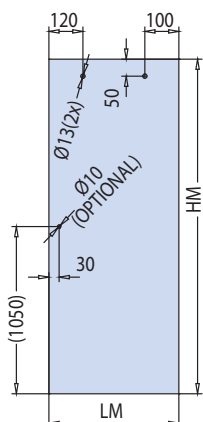
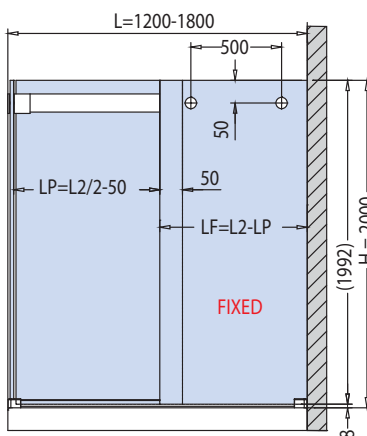
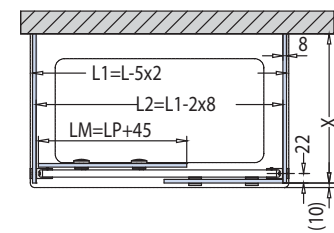
L = 800 x 800 mm (900 x 900 mm)
LM = 390 mm
LF ... ▶ 110
HM = H - 8 = 1992 mm
HF = H - 8 = 1992... ▶ 107-109



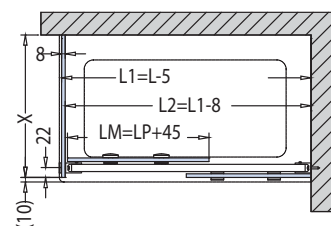
L = 1200 mm → 1800 mm
LP = L / 2 - 50
LM = LP + 45
LF = L - LP ... ▶ 110
HM = H - 8 = 1992 mm
HF = H - 8 = 1992... ▶ 107-109



L = 1200 mm → 1800 mm
L1 = L - 5 x 2 L2 = L1 - 2 x 8
LP = L2 / 2 - 50
LM = LP + 45
LF = L2 - LP ... ▶ 110
HM = H - 8
HF = H - 8 = 1992... ▶ 107-109



L = 1200 mm → 1800 mm
L1 = L - 5 L2 = L1 - 8
LP = L2 / 2 - 50
LM = LP + 45
LF = L2 - LP ... ▶ 110
HM = H - 8
HF = H - 8 = 1992... ▶ 107-109



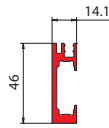
BX-1501

COMPONENTI | COMPONENTS | EINZELTEILE

BX-1501-C43

- Binario
- Track profile
- Laufschiene

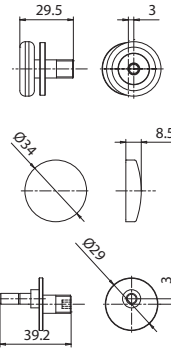
Cod.	Fin. Fin. Oberf.
BX-1501-C43-1500 mm	CR / IXE
BX-1501-C43-3000 mm	CR / IXE
BX-1501-C01-1000 x 1000 mm (2 pcs 45°)	CR / IXE



xfb-077

BX-1501-C10

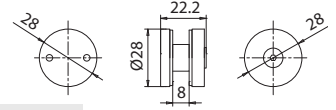
- Ruota
- Roller
- Laufrolle



xfb-077

BX-1501-C70

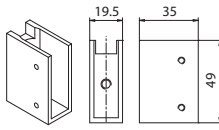
- Punto di fissaggio vetro fisso al binario
- Fixing point for fixed glass and track profile
- Punkthalter für Fixierung des Festteils auf Laufschiene



xfb-077

BX-1501-C90 DX

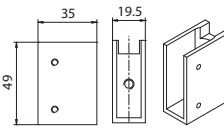
- Attacco a parete destro per binario
- Right wall connector for track profile
- Wandhalter rechts für Laufschiene



xfb-077

BX-1501-C90 SX

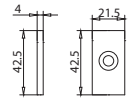
- Attacco a parete sinistro per binario
- Left wall connector for track profile
- Wandhalter links für Laufschiene



xfb-077

BX-1501-C81

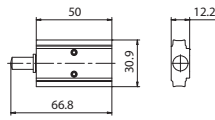
- Piastrina attacco a vetro per BX-1501-C90
- Plate glass connector for BX-1501-C90
- Platte Glashalter für BX-1501-C90



xfb-077

BX-1501-C30

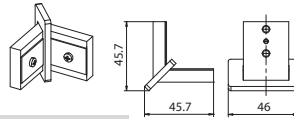
- Stopper



xfb-077

BX-1501-C20

- Connettore ad angolo per binario
- Corner connector for track profile
- Winkelverbinder Laufschiene



xfb-077



B BOX DOCCIA
SHOWER BOX



BX-1510 CON VELETTA | WITH COVER | MIT ABDECKUNG

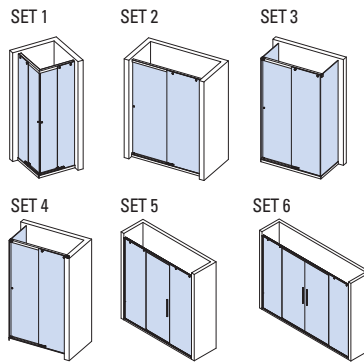
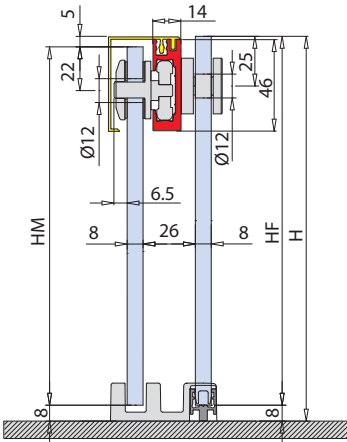
NEW




B BOX DOCCIA
SHOWER BOX

Profili vetro fisso
Profiles for fixed panels
Profil für Festverglasung... ▶ 170

Profili a terra
Floor profiles
Bodenprofile... ▶ 165-167

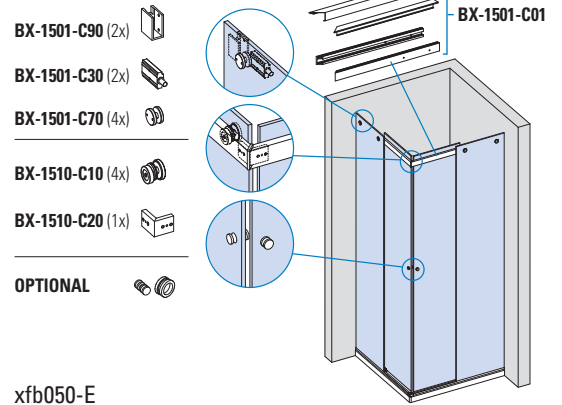


COMPONENTI | COMPONENTS | EINZELTEILE



BX-1510 SET 1 ANGOLO | CORNER | ECKDUSCHE

L = 1000 x 1000 mm

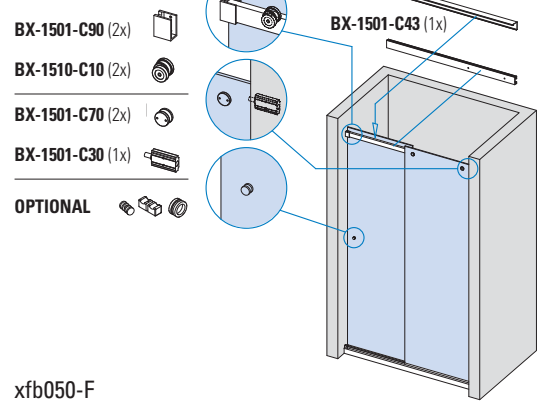


xfb050-E

BX-1510 SET 2 NICCHIA | NICHE | NISCHENDUSCHE

L = 1500 mm

L = 3000 mm

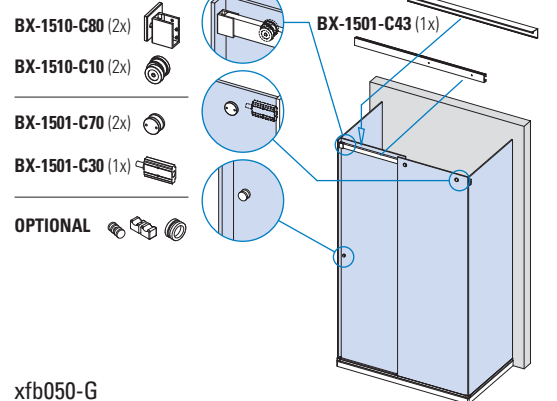


xfb050-F

BX-1510 SET 3 A "U" | U-SHOWER | "U-DUSCHE

L = 1500 mm

L = 3000 mm

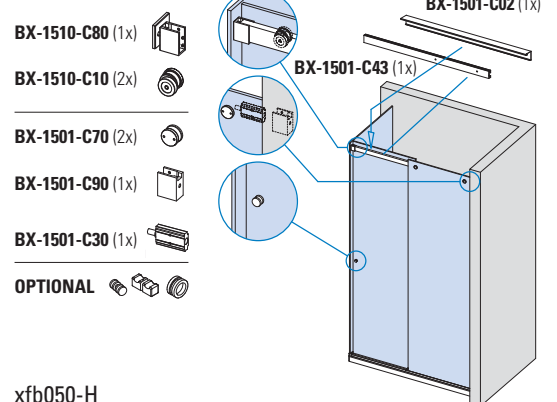


xfb050-G

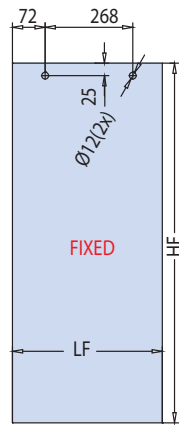
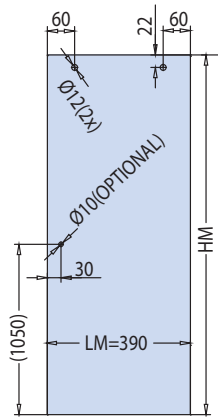
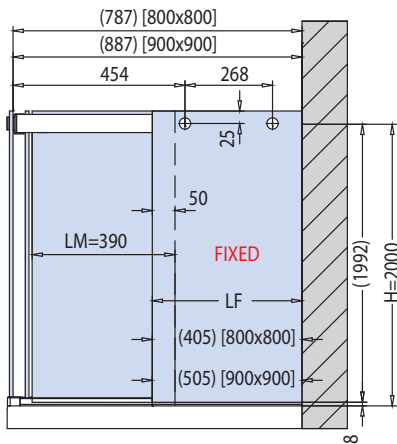
BX-1510 SET 4 SPALLA IN VETRO | 2 FIXED PANELS 2 FESTSTEHENDEN GLASTAFELN

L = 1500 mm

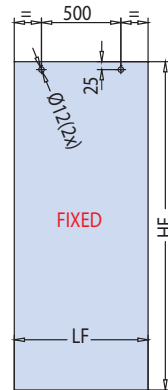
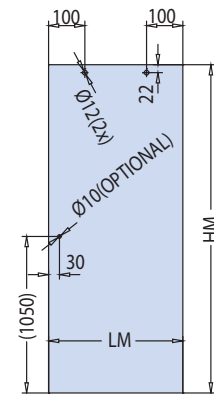
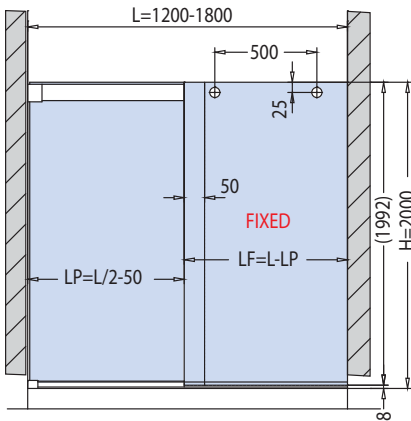
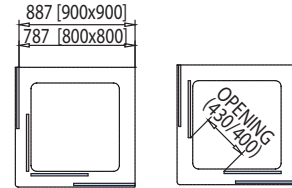
L = 3000 mm



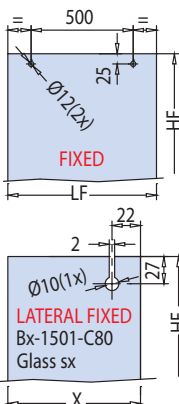
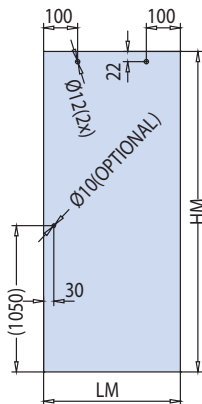
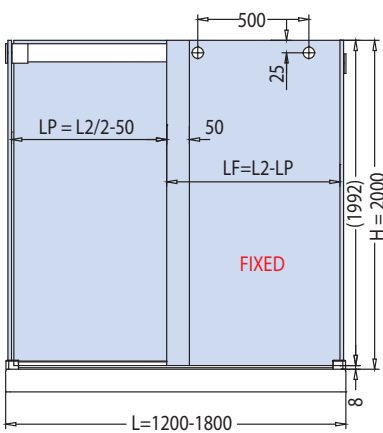
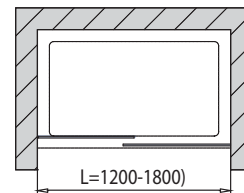
xfb050-H



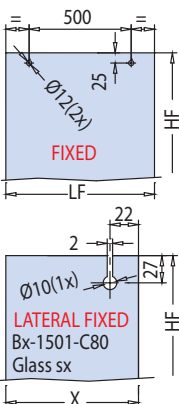
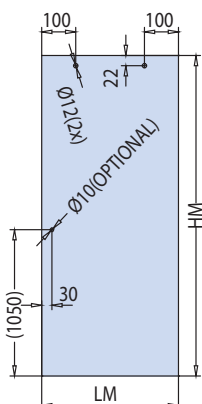
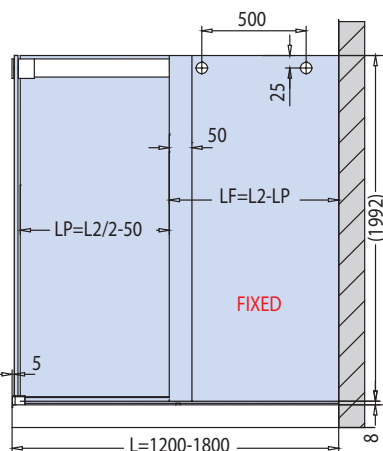
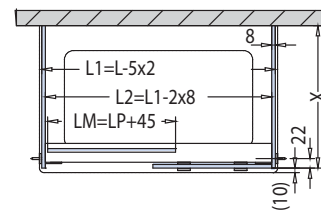
L = 800 x 800 mm (900 x 900 mm)
LM = 390 mm
LF ... ▶ 110
HM = H - 13 = 1987 mm
HF = H - 8 = 1992... ▶ 107-109



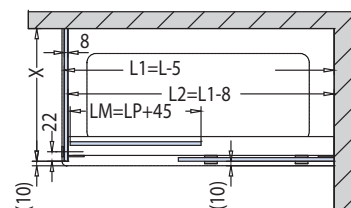
L = 1200 mm → 1800 mm
LP = L / 2 - 50
LM = LP + 45
LF = L - LP ... ▶ 110
HM = H - 13 = 1987 mm
HF = H - 8 = 1992... ▶ 107-109



L = 1200 mm → 1800 mm
L1 = L - 5 x 2 L2 = L1 - 2 x 8
LP = L2 / 2 - 50
LM = LP + 45
LF = L2 - LP ... ▶ 110
HM = H - 13 = 1987
HF = H - 8 = 1992... ▶ 107-109



L = 1200 mm → 1800 mm
L1 = L - 5 L2 = L1 - 8
LP = L2 / 2 - 50
LM = LP + 45
LF = L2 - LP ... ▶ 110
HM = H - 13 = 1987
HF = H - 8 = 1992... ▶ 107-109



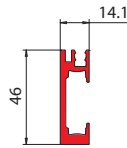
BX-1510

COMPONENTI | COMPONENTS | EINZELTEILE

BX-1501-C43

- Binario
- Track profile
- Laufschiene

Cod.	Fin. Fin. Oberf.
BX-1501-C43-1500 mm	CR / IXE
BX-1501-C43-3000 mm	CR / IXE

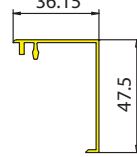


xfb-066

BX-1501-C02

- Veletta
- Cover profile
- Profilabdeckung

Cod.	Fin. Fin. Oberf.
BX-1501-C02-1500 mm	CR / IXE
BX-1501-C02-3000 mm	CR / IXE

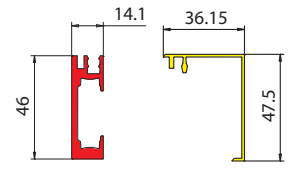


xfb-066

BX-1501-C01

- Binario con veletta
- Track profile with cover
- Laufschiene mit Profilabdeckung

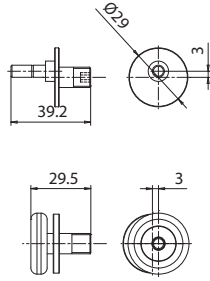
Cod.	Fin. Fin. Oberf.
BX-1501-C01-1000 x 1000 mm (2 pcs 45°)	CR / IXE



xfb-066

BX-1510-C10

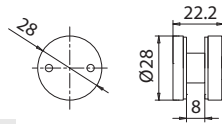
- Ruota
- Roller
- Laufrolle



xfb-066

BX-1501-C70

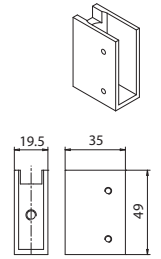
- Punto di fissaggio vetro fisso al binario
- Fixing point for fixed glass and track profile
- Punkthalter für Fixierung des Festteils auf Laufschiene



xfb-066

BX-1501-C90 DX

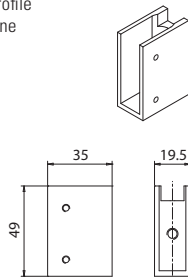
- Attacco a parete destro per binario
- Right wall connector for track profile
- Wandhalter rechts für Laufschiene



xfb-066

BX-1501-C90 SX

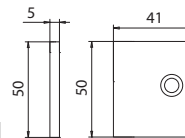
- Attacco a parete sinistro per binario
- Left wall connector for track profile
- Wandhalter links für Laufschiene



xfb-066

BX-1510-C81

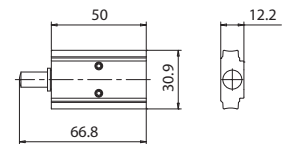
- Piastrina attacco a vetro per BX-1501-C90
- Plate glass connector for BX-1501-C90
- Platte Glashalter für BX-1501-C90



xfb-066

BX-1501-C30

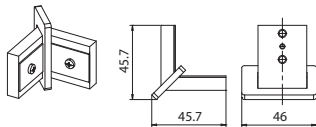
- Stopper



xfb-066

BX-1510-C20

- Connettore ad angolo per binario
- Corner connector for track profile
- Winkelverbinder Laufschiene



xfb-066



BX-3000 con VELETTA | WITH COVER | MIT ABDECKUNG (OPTIONAL SOFT-CLOSE)

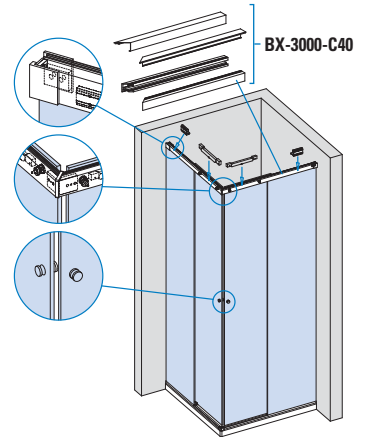


B BOX DOCCIA
SHOWER BOX

BX-3000 SET 1 ANGOLO | CORNER | ECKDUSCHE

L = 1000 x 1000 mm

- BX-3000-C90 (2x)
- BX-3000-C30 (2x)
- BX-3000-C10 (4x)
- BX-3000-C20 (1x)
- BX-3006 (2x)
OPTIONAL SOFT-CLOSE
- OPTIONAL

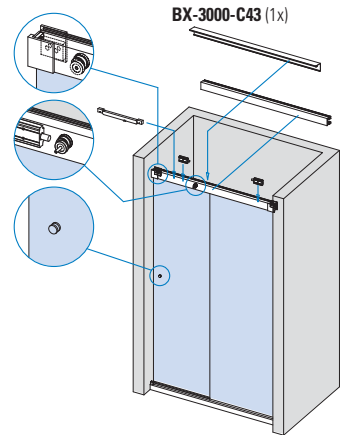


xfb050-l

BX-3000 SET 2 NICCHIA | NICHE | NISCHENDUSCHE

L = 1500 mm
L = 3000 mm

- BX-3000-C90 (2x)
- BX-3000-C30 (1x)
- BX-3000-C10 (2x)
- BX-3006 (1x)
OPTIONAL SOFT-CLOSE
- OPTIONAL

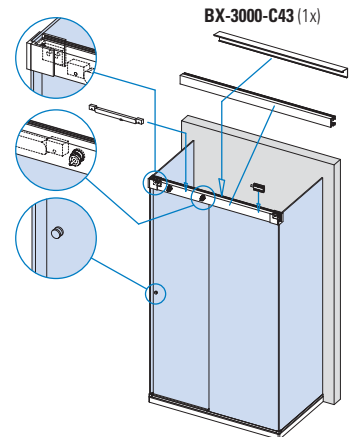


xfb050-L

BX-3000 SET 3 A "U" | U-SHOWER | "U-DUSCHE

L = 1500 mm
L = 3000 mm

- BX-3000-C80 (2x)
- BX-3000-C30 (1x)
- BX-3000-C10 (2x)
- BX-3006 (1x)
OPTIONAL SOFT-CLOSE
- OPTIONAL

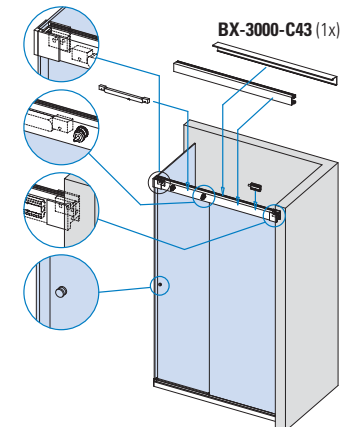


xfb050-M

BX-3000 SET 4 SPALLA IN VETRO | 2 FIXED PANELS 2 FESTSTEHENDEN GLASTAFELN

L = 1500 mm
L = 3000 mm

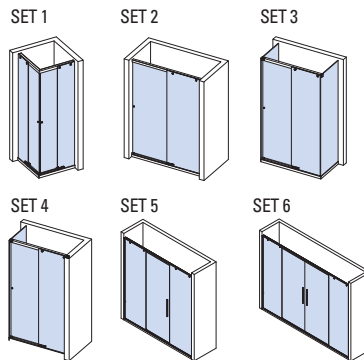
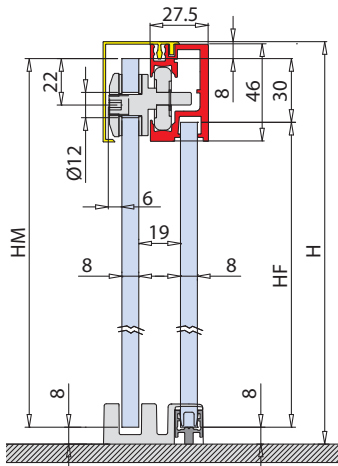
- BX-3000-C80 (1x)
- BX-3000-C10 (2x)
- BX-3000-C30 (1x)
- BX-3000-C90 (1x)
- BX-3006 (1x)
OPTIONAL SOFT-CLOSE
- OPTIONAL




xfb050-N

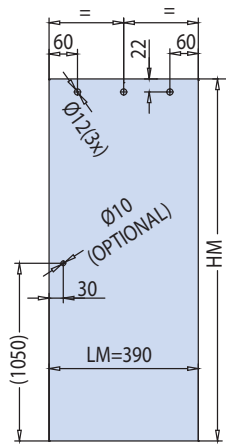
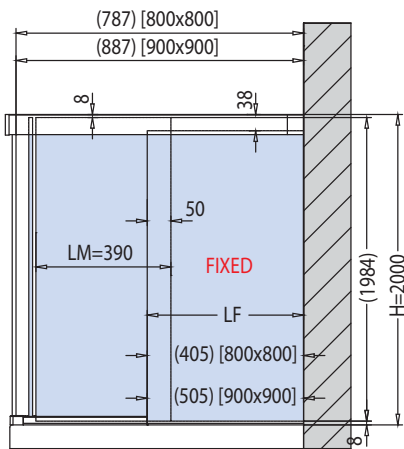
Profili vetro fisso
Profiles for fixed panels
Profil für Festverglasung... ▶ 170

Profili a terra
Floor profiles
Bodenprofile... ▶ 165-167

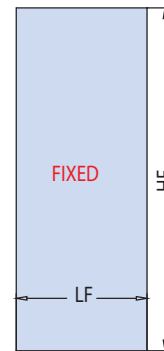
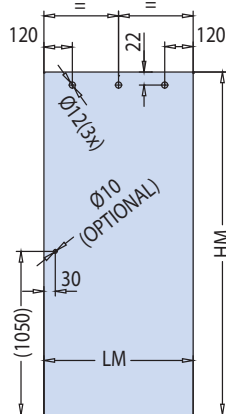
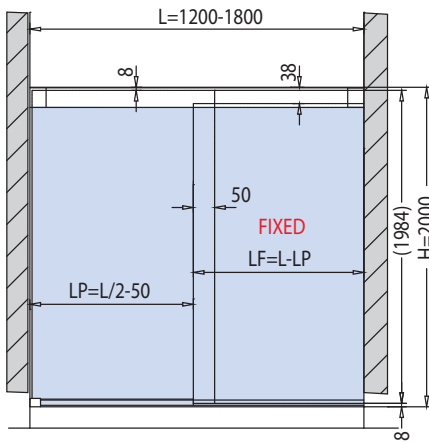
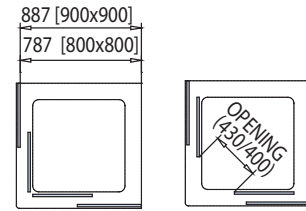


COMPONENTI | COMPONENTS | EINZELTEILE

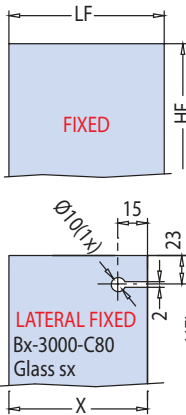
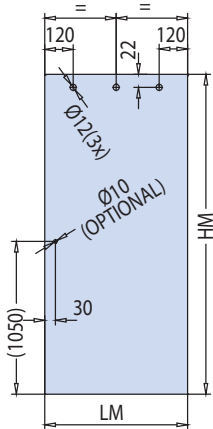
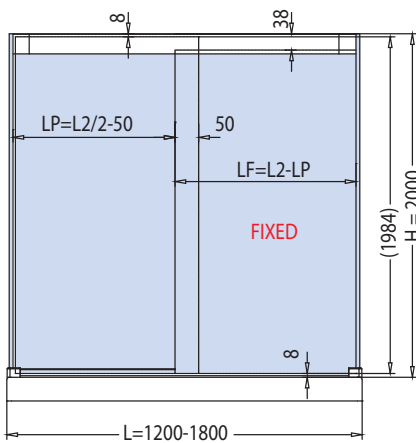
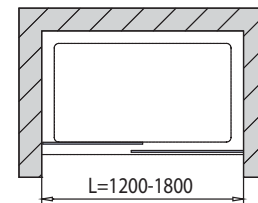




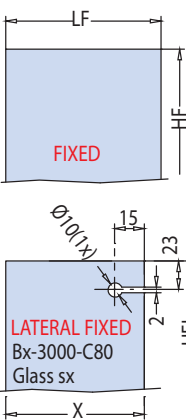
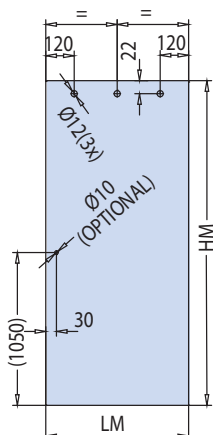
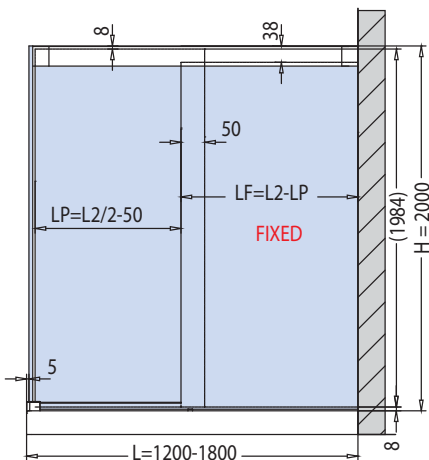
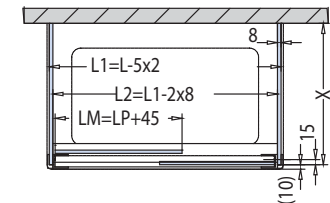
L = 800 x 800 mm (900 x 900 mm)
LM = 390 mm
LF ... ▶ 110
HM = H - 16 = 1984 mm
HF = H - 46 = 1954 ... ▶ BX-PT-01 SET 1
HF = H - 38 ... ▶ BX-PT-02 SET 1
HF = H - 38 ... ▶ BX-PT-03 SET 1



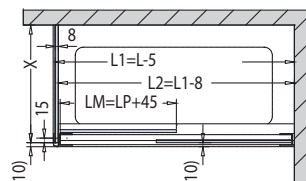
L = 1200 mm → 1800 mm
LP = L / 2 - 50
LM = LP + 45
LF = L - LP ... ▶ 110
HM = H - 16 = 1984 mm
HF = H - 46 = 1954 ... ▶ BX-PT-01 SET 2
HF = H - 38 ... ▶ BX-PT-02 SET 2-3-4
HF = H - 38 ... ▶ BX-PT-03 SET 2-3-4



L = 1200 mm → 1800 mm
L1 = L - 5 x 2 L2 = L1 - 2 x 8
LP = L2 / 2 - 50 LM = LP + 45
LF = L2 - LP ... ▶ 110 X... ▶ 110
HM = H - 16 = 1984 mm
HF = H - 46 = 1954 ... ▶ BX-PT-01 SET 3
HF = H - 38 ... ▶ BX-PT-02 SET 2-3-4
HF = H - 38 ... ▶ BX-PT-03 SET 2-3-4
HFL = H - 8 = 1992 ... ▶ BX-PT-01 SET 3
HFL = H = 2000 ... ▶ BX-PT-02 SET 2-3-4
HFL = H = 2000 ... ▶ BX-PT-03 SET 2-3-4



L = 1200 mm → 1800 mm
L1 = L - 5 x 2 L2 = L1 - 8
LP = L2 / 2 - 50 LM = LP + 45
LF = L2 - LP ... ▶ 110 X... ▶ 110
HM = H - 16 = 1984 mm
HF = H - 46 = 1954 ... ▶ BX-PT-01 SET 3
HF = H - 38 ... ▶ BX-PT-02 SET 2-3-4
HF = H - 38 ... ▶ BX-PT-03 SET 2-3-4
HFL = H - 8 = 1992 ... ▶ BX-PT-01 SET 3
HFL = H = 2000 ... ▶ BX-PT-02 SET 2-3-4
HFL = H = 2000 ... ▶ BX-PT-03 SET 2-3-4



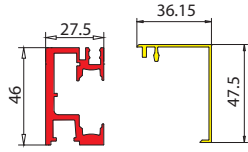
BX-3000

COMPONENTI | COMPONENTS | EINZELTEILE

BX-3000-C43

- Binario
- Track profile
- Laufschiene

Cod.	Fin./Fin./Oberf.
BX-3000-C43-1500 mm	CR
BX-3000-C43-3000 mm	CR

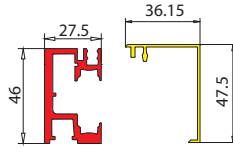


xfb-078

BX-3000-C40

- Binario con veletta
- Track profile with cover
- Laufschiene mit Profilabdeckung

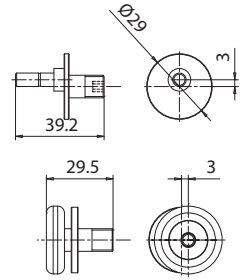
Cod.	Fin./Fin./Oberf.
BX-3000-C40-1000 x 1000 mm (2 pcs 45°)	CR



xfb-078

BX-3000-C10

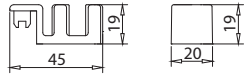
- Ruota
- Roller
- Laufrolle



xfb-078

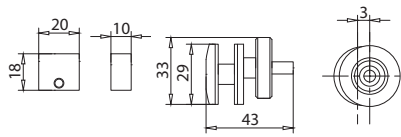
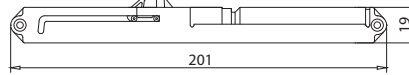
BX-3050

- Guida vetro scorrevole BX-3000 per applicazione con profilo a terra BX-PT-C58 / BX-PT-C56
- Floor guide sliding panel BX-3000 for installation with floor profile BX-PT-C58 / BX-PT-C56
- Schiebetür Bodenführung BX-3000 für Montage mit Bodenprofile BX-PT-C58 / BX-PT-C56



xfb-078

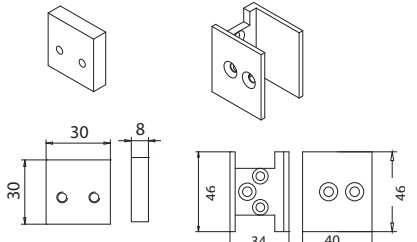
BX-3006 SOFT-CLOSE



xfb-078

BX-3000-C90

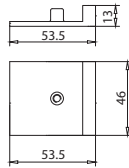
- Attacco a parete per binario
- Wall connector for track profile
- Wandhalter für Laufschiene



xfb-078

BX-3000-C81

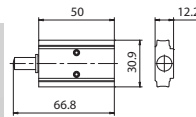
- Piastrina attacco a vetro per BX-3000-C90
- Plate glass connector for BX-3000-C90
- Platte Glashalter für BX-3000-C90



xfb-078

BX-3000-C30

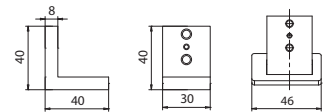
- Stopper



xfb-078

BX-3000-C20

- Connettore ad angolo per binario
- Corner connector for track profile
- Winkelverbinder Laufschiene



xfb-078



B BOX DOCCIA
SHOWER BOX



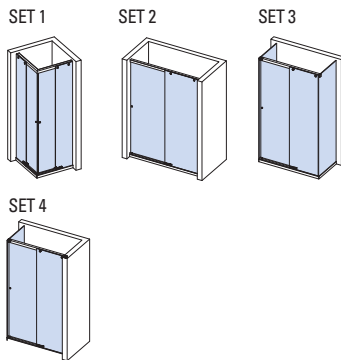
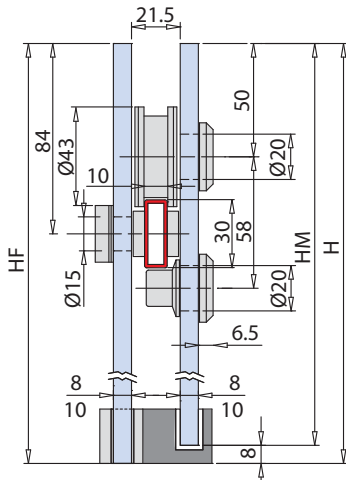
BX-2010

**NEW
2016**



B BOX DOCCIA
SHOWER BOX

Profili vetro fisso
Profiles for fixed panels
Profil für Festverglasung.... ► 170

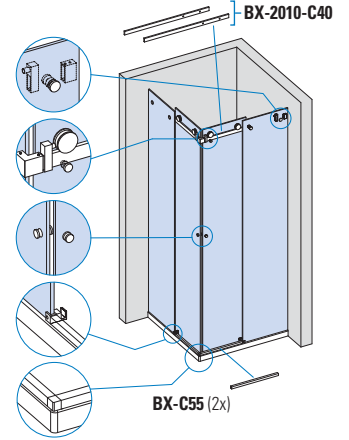


COMPONENTI | COMPONENTS | EINZELTEILE



BX-2010 SET 1 ANGOLO | CORNER | ECKDUSCH

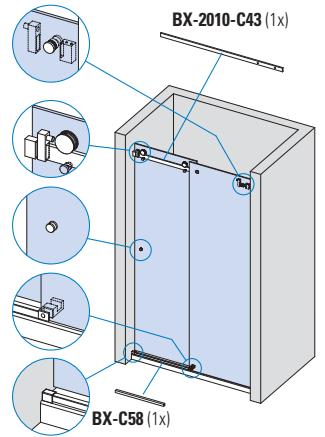
- BX-2010-C90 (2x)
- BX-2010-C70 (4x)
- BX-2010-C30 (4x)
- BX-2010-C10 (4x)
- BX-2010-C20 (1x)
- OPTIONAL
- BX-2010-C50 (2x)
- BX-C57 (1x)



xfb051-A

BX-2010 SET 2 NICCHIA | NICHE | NISCHENDUSCH

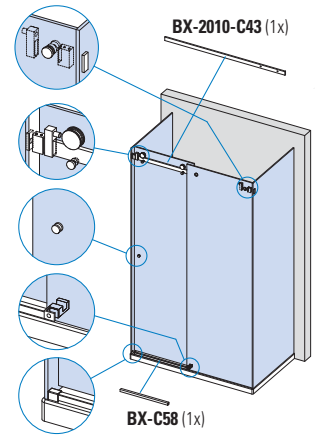
- BX-2010-C90 (2x)
- BX-2010-C70 (2x)
- BX-2010-C30 (2x)
- BX-2010-C10 (2x)
- OPTIONAL
- BX-2010-C50 (1x)
- BX-C60 (1x)



xfb051-B

BX-2010 SET 3 A "U" | U-SHOWER | "U-DUSCH

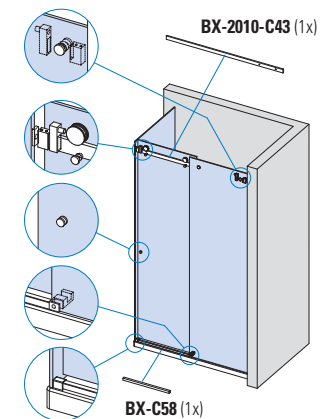
- BX-2010-C80 (2x)
- BX-2010-C70 (2x)
- BX-2010-C30 (2x)
- BX-2010-C10 (2x)
- OPTIONAL
- BX-2010-C50 (1x)
- BX-C60 (1x)



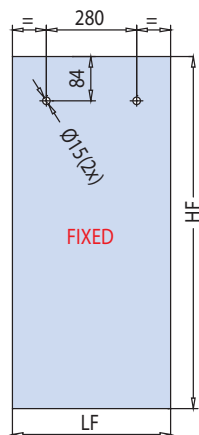
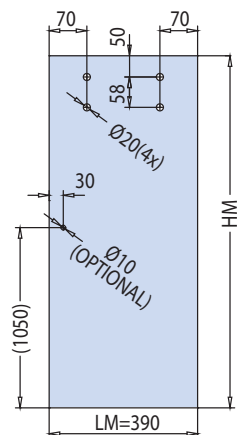
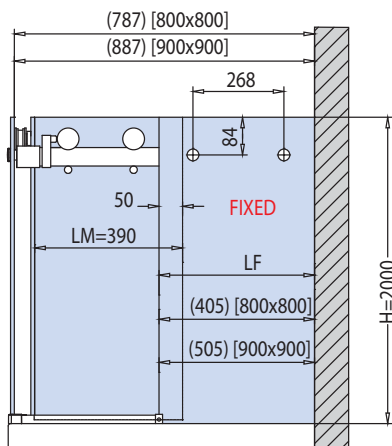
xfb051-C

BX-2010 SET 4 SPALLA IN VETRO | 2 FIXED PANELS 2 FESTSTEHENDEN GLASTAFELN

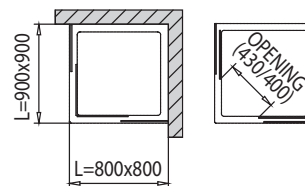
- BX-2010-C90 (1x)
- BX-2010-C70 (2x)
- BX-2010-C30 (2x)
- BX-2010-C80 (1x)
- BX-2010-C10 (2x)
- OPTIONAL
- BX-2010-C50 (1x)
- BX-C60 (1x)



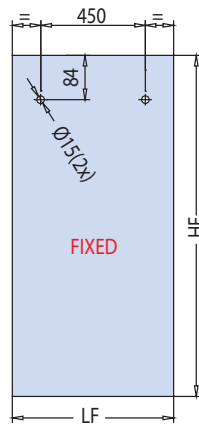
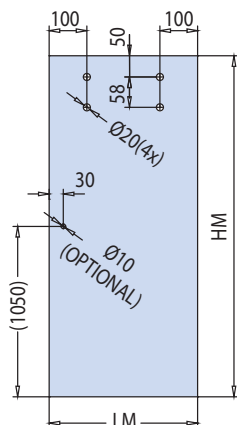
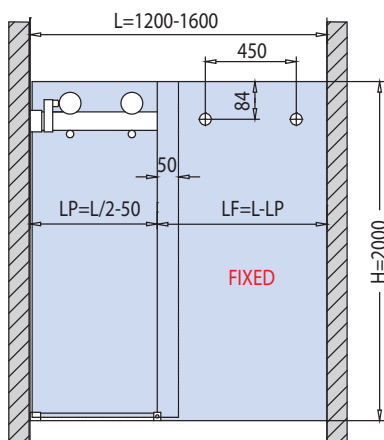
xfb051-D



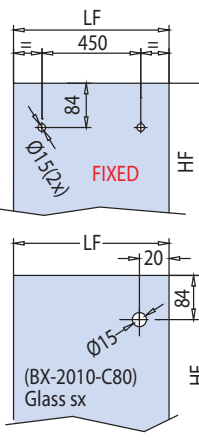
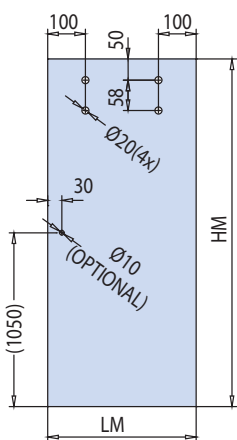
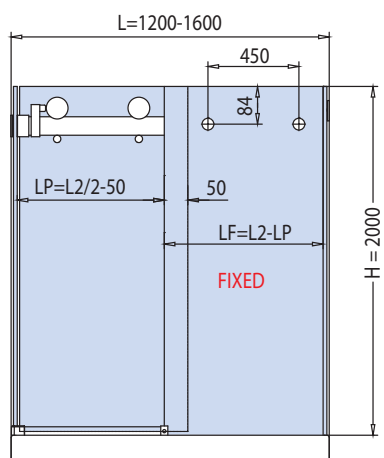
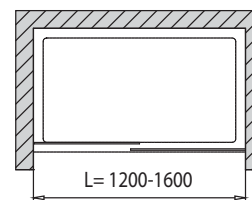
L = 800 x 800 mm (900 x 900 mm)
LM = 390 mm
LF ... ▶ 110
HM = H - 8 = 1992 mm
HF = H = 2000



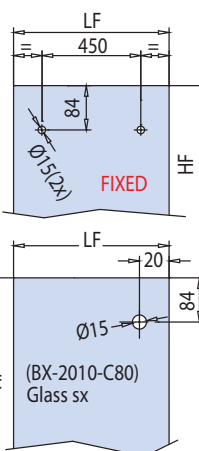
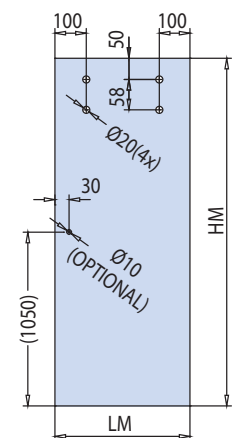
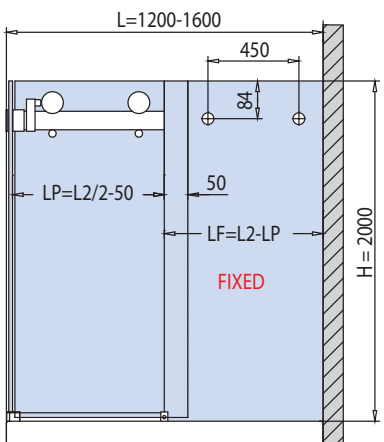
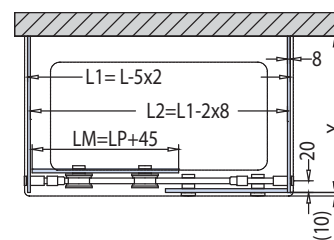
B
BOX DOCCIA
SHOWER BOX



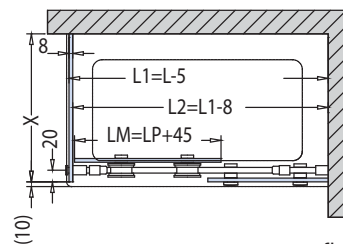
L = 1200 mm → 1600 mm
LP = L / 2 - 50
LM = LP + 45
LF = L - LP ... ▶ 110
HM = H - 8 = 1992 mm
HF = H = 2000



L = 1200 mm → 1600 mm
L1 = L - 5 x 2 L2 = L1 - 2 x 8
LP = L2 / 2 - 50
LM = LP + 45
LF = L2 - LP ... ▶ 110
HM = H - 8 = 1992 mm
HF = H = 2000



L = 1200 mm → 1600 mm
L1 = L - 5 L2 = L1 - 8
LP = L2 / 2 - 50
LM = LP + 45
LF = L2 - LP ... ▶ 110
HM = H - 8 = 1992 mm
HF = H = 2000



xfb051E

BX-2010

COMPONENTI | COMPONENTS | EINZELTEILE

BX-2010-C43/BX-2010-C40

- Binario
- Track profile
- Laufschiene


Cod.	Fin. Fin. Oberf.
BX-2010-C43-1650 mm	IL
BX-2010-C43-2200 mm	IL
BX-2010-C40-1000 x 1000 mm (2 pcs)	IL



BX-C58

- Profilo a terra
- Floor profile
- Bodenprofil

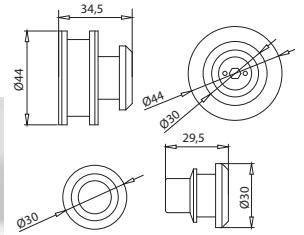
Cod.	Fin. Fin. Oberf.
BX-2010-C58-1500 mm	IL
BX-2010-C58-900 mm	IL
BX-2010-C55-450 mm	IL



bx-c58-bx-c55

BX-2010-C10

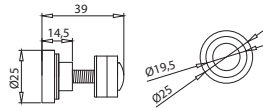
- Ruota e antigancio
- Roller and anti-jump
- Laufrolle und Aushebeschutz



xme412

BX-2010-C70

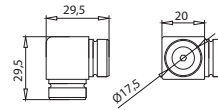
- Punto di fissaggio vetro fisso al binario
- Fixing point for fixed glass and track profile
- Punkthalter für Fixierung des Festteils auf Laufschiene



xme412

BX-2010-C57

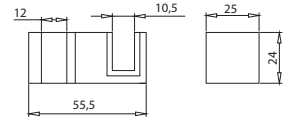
- Connettore ad angolo per profilo a terra
- Corner connector for floor profile
- Winkelverbinder für Bodenprofil



xme412

BX-2010-C50

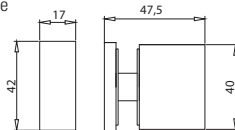
- Guida a pavimento
- Floor guide
- Bodenführung



xme412

BX-2010-C80

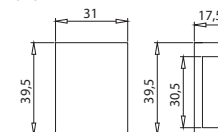
- Attacco a vetro per binario
- Glass connector for track profile
- Glashalter für Laufschiene



xme412

BX-2010-C90

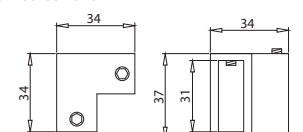
- Attacco a parete per binario
- Wall connector for track profile
- Wandhalter für Laufschiene



xme412

BX-2010-C20

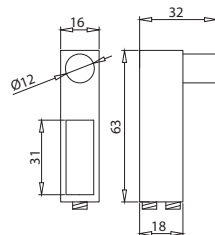
- Connettore ad angolo per binario
- Corner connector for track profile
- Winkelverbinder Laufschiene



xme412

BX-2010-C30

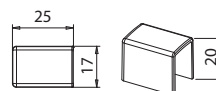
- Stopper



xme412

BX-C60

- Coperchietto finale per profilo a terra BX-C55 / BX-C58
- Endcap for floor profiles BX-C55 / BX-C58.
- Endkappe für Bodenprofile BX-C55 / BX-C58.



xla307



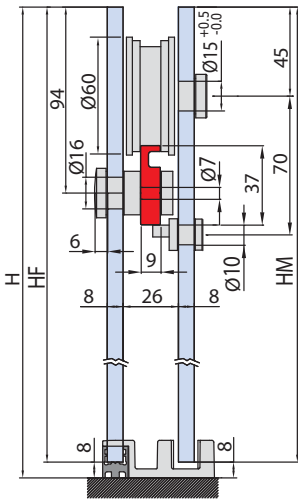
B BOX DOCCIA
SHOWER BOX



BX-2000

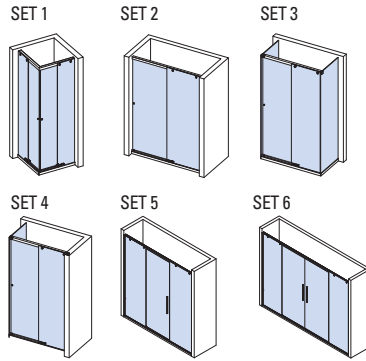


BOX DOCCIA
SHOWER BOX



Profili vetro fisso
Profiles for fixed panels
Profil für Festverglasung... ▶ 170

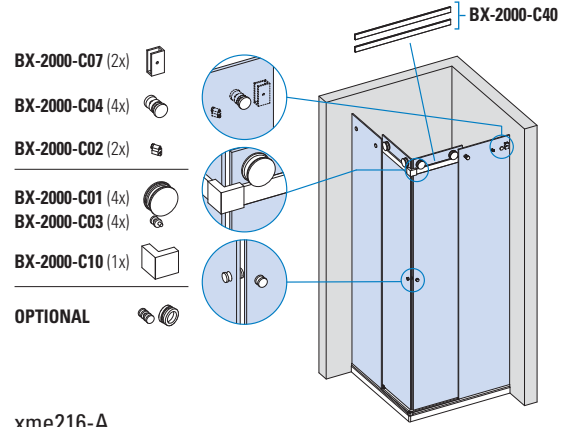
Profili a terra
Floor profiles
Bodenprofile... ▶ 165-167



COMPONENTI | COMPONENTS | EINZELTEILE

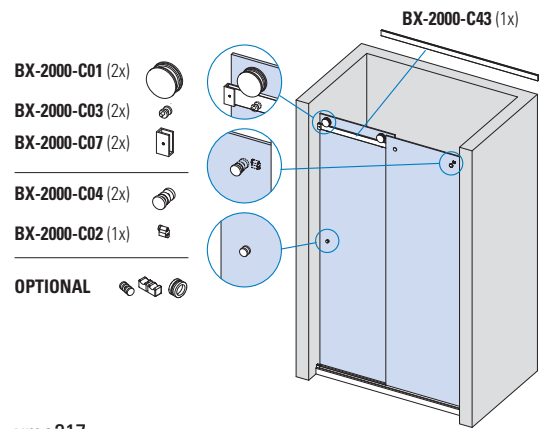


BX-2000 SET 1 ANGOLO | CORNER | ECKDUSCHE



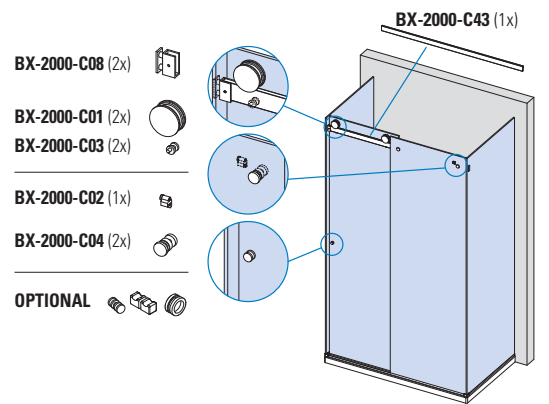
xme216-A

BX-2000 SET 2 NICCHIA | NICHE | NISCHENDUSCHE



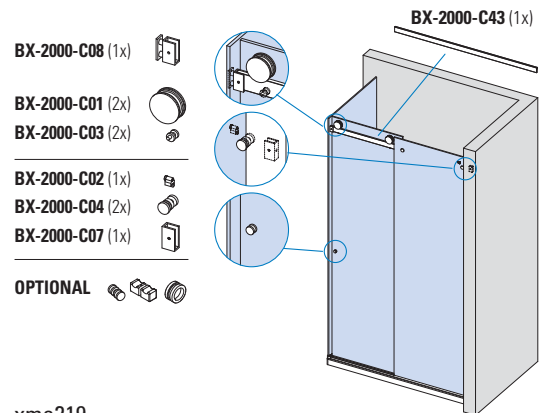
xme217

BX-2000 SET 3 A "U" | U-SHOWER | "U-DUSCHE

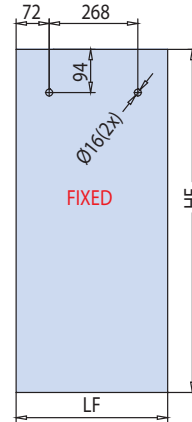
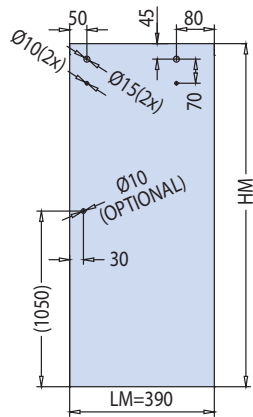
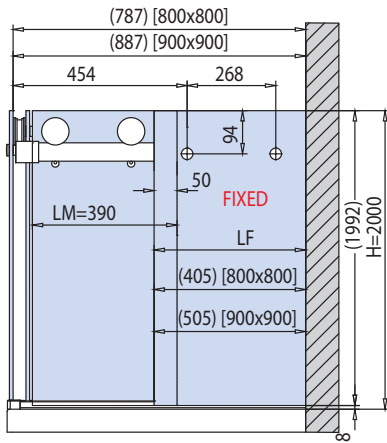


xme218

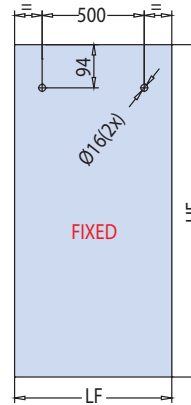
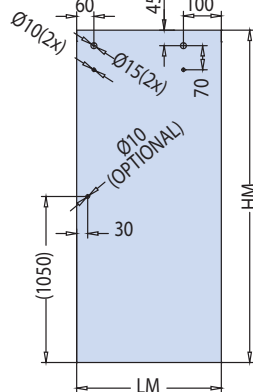
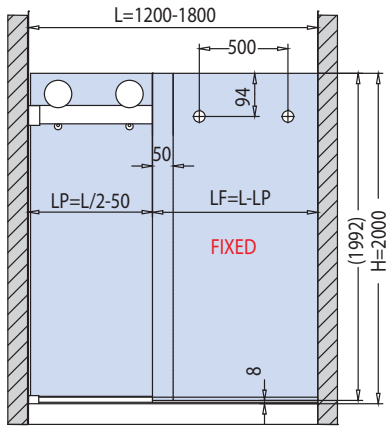
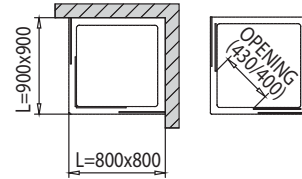
BX-2000 SET 4 SPALLA IN VETRO | 2 FIXED PANELS 2 FESTSTEHENDEN GLASTAFELN



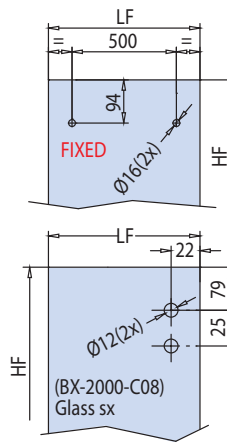
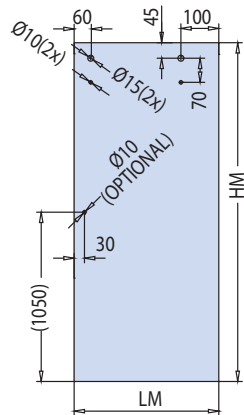
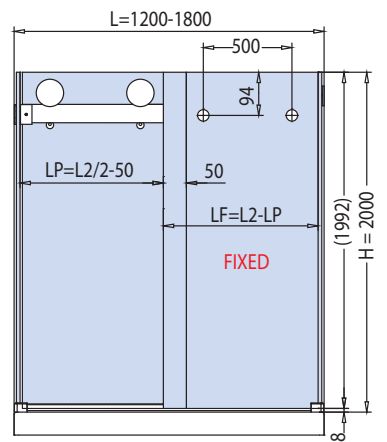
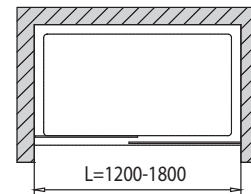
xme219



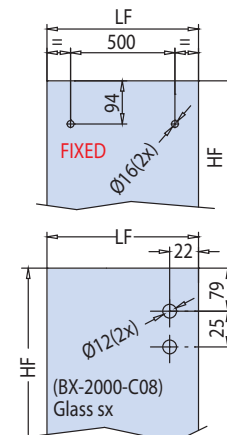
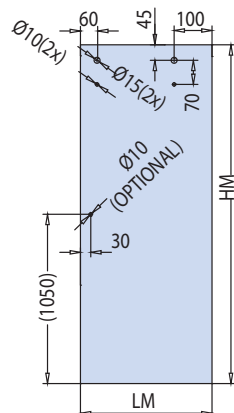
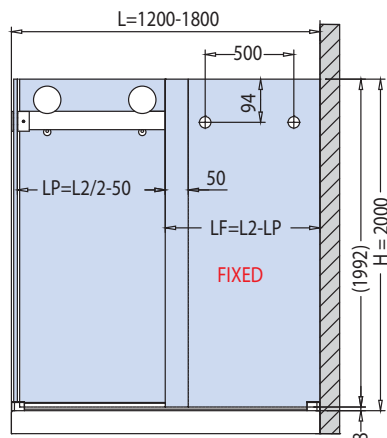
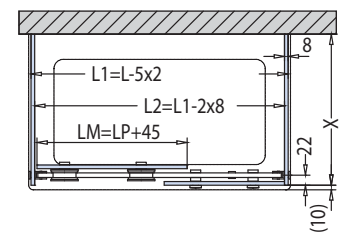
L = 800 x 800 mm (900 x 900 mm)
LM = 390 mm
LF ... ▶ 110
HM = H - 8 = 1992 mm
HF = H - 8 = 1992... ▶ 107-109



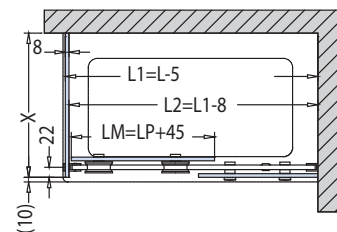
L = 1200 mm → 1800 mm
LP = L / 2 - 50
LM = LP + 45
LF = L - LP ... ▶ 110
HM = H - 8 = 1992 mm
HF = H - 8 = 1992... ▶ 107-109



L = 1200 mm → 1800 mm
L1 = L - 5 x 2 L2 = L1 - 2 x 8
LP = L2 / 2 - 50
LM = LP + 45
LF = L2 - LP ... ▶ 110
HM = H - 8 = 1992 mm
HF = H - 8 = 1992... ▶ 107-109



L = 1200 mm → 1800 mm
L1 = L - 5 L2 = L1 - 8
LP = L2 / 2 - 50
LM = LP + 45
LF = L2 - LP ... ▶ 110
HM = H - 8 = 1992 mm
HF = H - 8 = 1992... ▶ 107-109



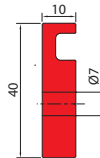
BX-2000

COMPONENTI | COMPONENTS | EINZELTEILE

BX-2000-C43/BX-2000-C40

- Binario
- Track profile
- Laufschiene

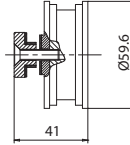
Cod.	Fin. Fin. Oberf.
BX-2000-C43-2200 mm	CR
BX-2000-C40-1000 x 1000 mm (2 pcs)	CR



xme 216

BX-2000-C01

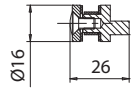
- Ruota
- Roller
- Laufrolle



xfb-065

BX-2000-C03

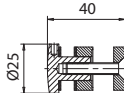
- Antisgancio
- Anti-jump
- Aushebeschutz



xfb-065

BX-2000-C04

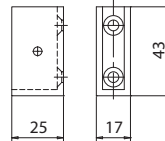
- Punto di fissaggio vetro fisso al binario
- Fixing point for fixed glass and track profile
- Punkthalter für Fixierung des Festteils auf Laufschiene



xfb-065

BX-2000-C07 DX

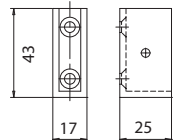
- Attacco a parete destro per binario
- Right wall connector for track profile
- Wandhalter rechts für Laufschiene



xfb-065

BX-2000-C07 SX

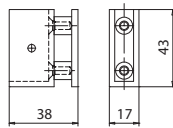
- Attacco a parete sinistro per binario
- Left wall connector for track profile
- Wandhalter links für Laufschiene



xfb-065

BX-2000-C08 DX

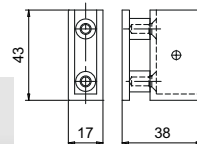
- Attacco a vetro destro per binario
- Right glass connector for track profile
- Glashalter rechts für Laufschiene



xfb-065

BX-2000-C08 SX

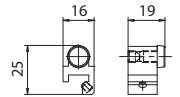
- Attacco a vetro sinistro per binario
- Left glass connector for track profile
- Glashalter links für Laufschiene



xfb-065

BX-2000-C02

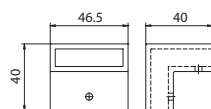
- Stopper



xfb-065

BX-2000-C10

- Connettore ad angolo per binario
- Corner connector for track profile
- Winkelverbinder Laufschiene



xfb-065



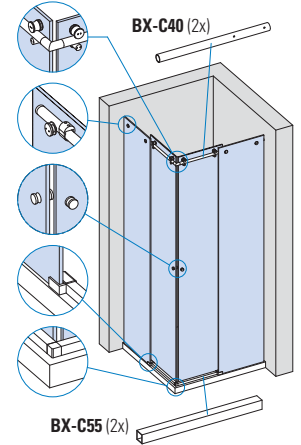
BX-01



BOX DOCCIA
SHOWER BOX

BX-01 SET 1 ANGOLO | CORNER | ECKDUSCHE

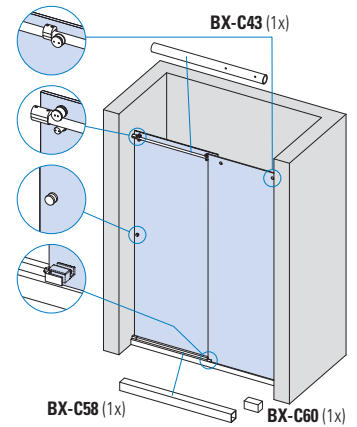
- BX-C20 (1x)
- BX-C10 (4x)
- BX-C45 (2x)
- BX-C30 (2x)
- BX-C70 (4x)
- OPTIONAL
- BX-C50 (2x)
- BX-C57 (1x)



xme208

BX-01 SET 2 NICCHIA | NICHE | NISCHENDUSCHE

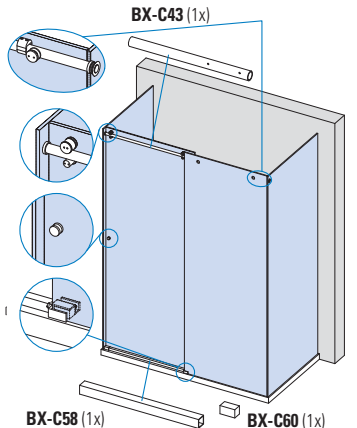
- BX-C30 (1x)
- BX-C70 (2x)
- BX-C90 (2x)
- BX-C10 (2x)
- OPTIONAL
- BX-C50 (1x)



xme210

BX-01 SET 3 A "U" | U-SHOWER | "U-DUSCHE

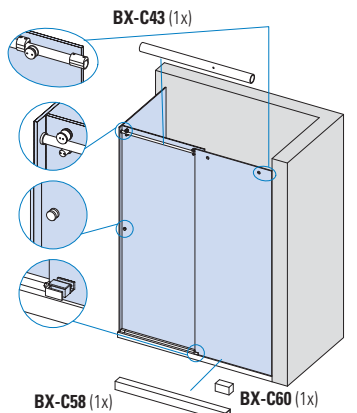
- BX-C30 (1x)
- BX-C70 (2x)
- BX-C80 (2x)
- BX-C10 (2x)
- OPTIONAL
- BX-C50 (1x)



xme209

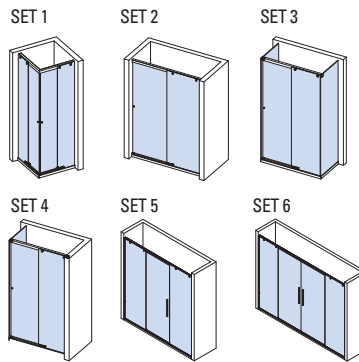
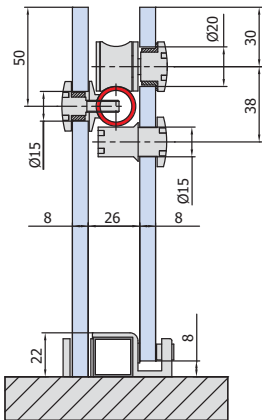
BX-01 SET 4 SPALLA IN VETRO | 2 FIXED PANELS 2 FESTSTEHENDEN GLASTAFELN

- BX-C30 (1x)
- BX-C70 (2x)
- BX-C90 (1x)
- BX-C80 (1x)
- BX-C10 (2x)
- OPTIONAL
- BX-C50 (1x)



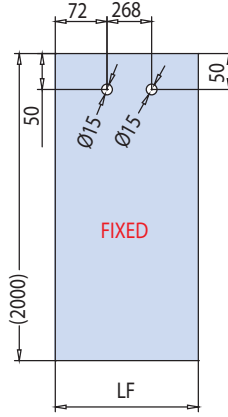
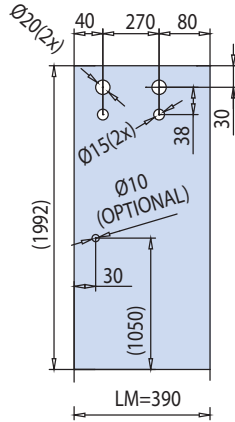
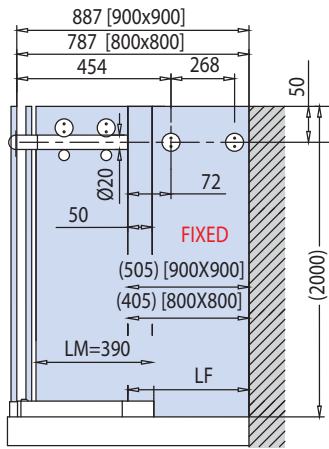
xme211

Profili vetro fisso
Profiles for fixed panels
Profil für Festverglasung... ▶ 170

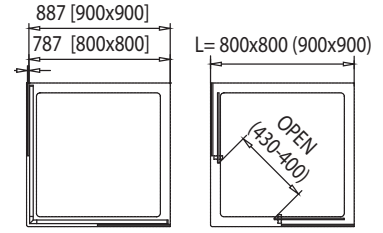


COMPONENTI | COMPONENTS | EINZELTEILE ▶ 140

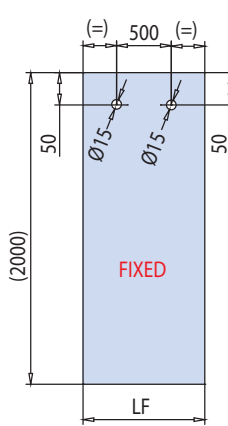
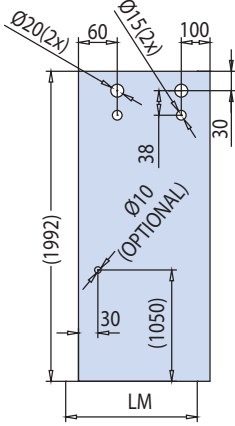
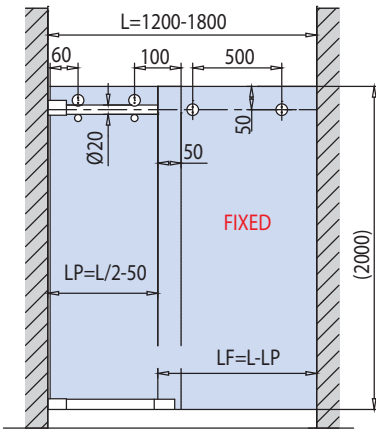




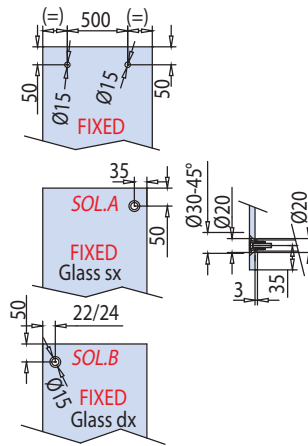
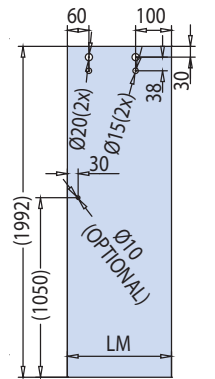
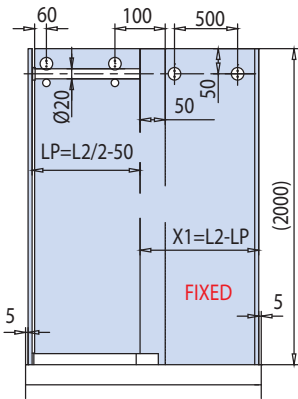
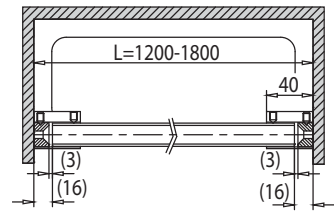
L = 800 x 800 mm (900 x 900 mm)
LM = 390 mm
LF ... ▶ 110
HF = 2000
HM = 1992



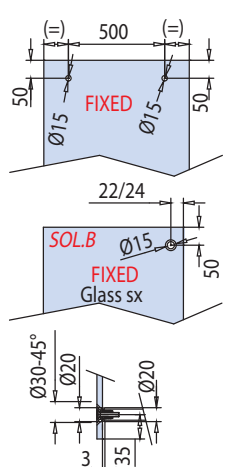
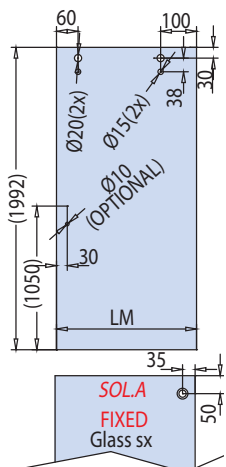
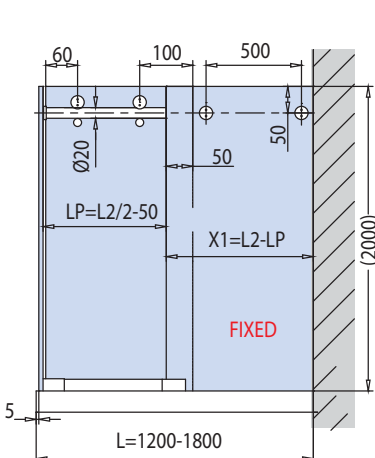
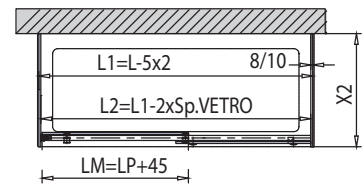
BOX DOCCIA
SHOWER BOX



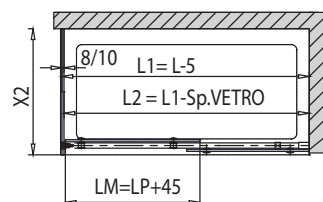
L = 1200 mm → 1800 mm
LP = L / 2 - 50
LM = LP + 45
LF = L - LP ... ▶ 110
HF = 2000
HM = 1992



L = 1200 mm → 1800 mm
L1 = L - 5 x 2 L2 = L1 - 2 x SP. VETRO
LP = L2 / 2 - 50
LM = LP + 45
LF = L2 - LP ... ▶ 110
LF teorico = Calcolare | Calculate | Berechnen
HF = 2000
HM = 1992



L = 1200 mm → 1800 mm
L1 = L - 5 L2 = L1 - SP. VETRO
LP = L2 / 2 - 50
LM = LP + 45
LF = L2 - LP ... ▶ 110
LF teorico = Calcolare | Calculate | Berechnen
HF = 2000
HM = 1992



xme387


BX-01

COMPONENTI | COMPONENTS | EINZELTEILE

BX-C43 / BX-C40

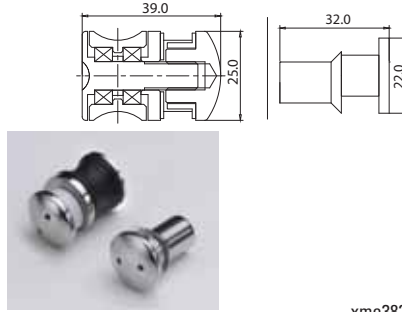
- Binario
- Track profile
- Laufschiene

Cod.	Fin. Fin. Oberf.
BX-C43-1800 mm	IL
BX-C43-2800 mm*	IL
BX-C40-830 x 830 mm (2 pcs)	IL



BX-C10

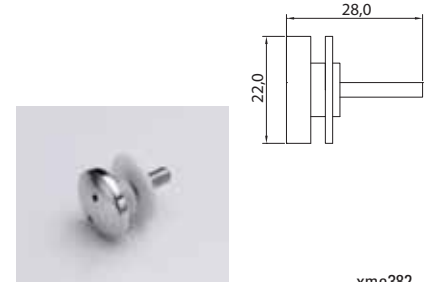
- Ruota con perno antigancio
- Roller with anti-jump pin
- Laufrolle und Ausbebeschutz



xme382

BX-C70

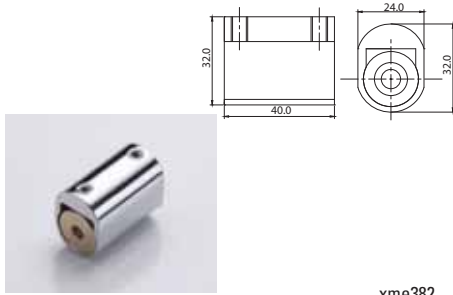
- Punto di fissaggio vetro fisso al binario
- Fixing point for fixed glass and track profile
- Punkthalter für Fixierung des Festteils auf Laufschiene



xme382

BX-C90

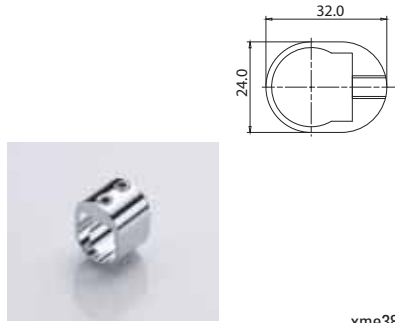
- Attacco a parete per binario
- Wall connector for track profile
- Wandhalter für Laufschiene



xme382

BX-C30

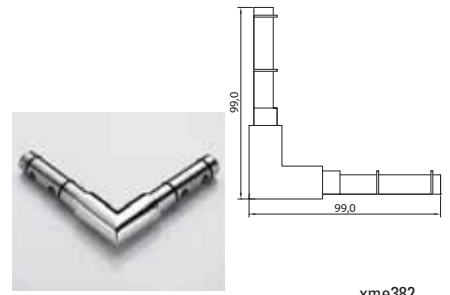
- Stopper



xme382

BX-C20

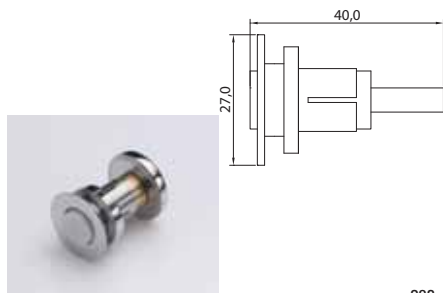
- Connettore ad angolo per binario
- Corner connector for track profile
- Winkelverbinder Laufschiene



xme382

BX-C80

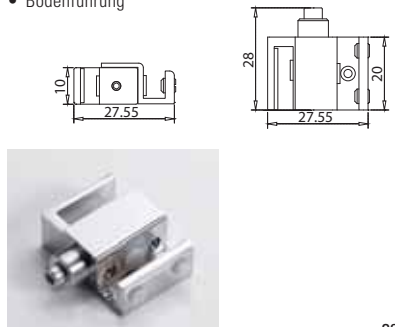
- Attacco a vetro per binario
- Glass connector for track profile
- Glashalter für Laufschiene



xme382

BX-C50

- Guida a pavimento
- Floor guide
- Bodenführung



xme383

BX-C58 / BX-C55

- Profilo a terra
- Floor profile
- Bodenprofil

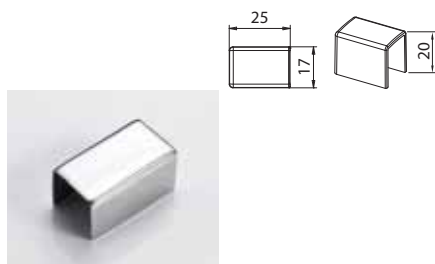
Cod.	Fin. Fin. Oberf.
BX-C58-1500 mm	IL
BX-C58-900 mm	IL
BX-C55-450 mm	IL



bx-c58-bx-c55

BX-C60


- Coperchietto finale per profilo a terra BX-C55 / BX-C58
- Endcap for floor profiles BX-C55 / BX-C58.
- Endkappe für Bodenprofile BX-C55 / BX-C58.



xla307

BX-C57

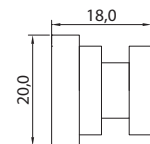
- Connettore ad angolo per profilo a terra
- Corner connector for floor profile
- Winkelverbinder für Bodenprofil



xme-383

BX-C45

- Tappo finale per binario
- Endcap for track profile
- Endkappe der Laufschiene



xme-382



BX-02



B BOX DOCCIA
SHOWER BOX

BX-02 SET 1 ANGOLO | CORNER | ECKDUSCHE

BX-Q20 (1x)		
BX-Q10 (4x)		
BX-Q45 (2x)		
BX-Q70 (4x)		
BX-Q30 (2x)		
OPTIONAL		
BX-C50 (2x)		
BX-C57 (1x)		BX-Q40
xla328		BX-C55 (2x)

BX-02 SET 2 NICCHIA | NICHE | NISCHENDUSCHE

BX-Q30 (1x)		
BX-Q70 (2x)		
BX-Q90 (2x)		
BX-Q10 (2x)		
OPTIONAL		
BX-C60 (1x)		
BX-C50 (1x)		
xla329		BX-Q43 (1x)
		BX-C58 (1x)

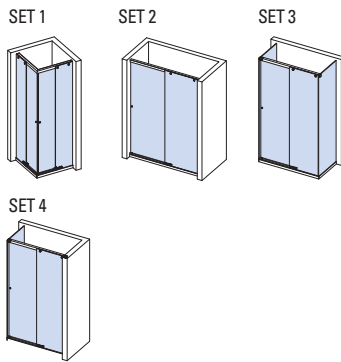
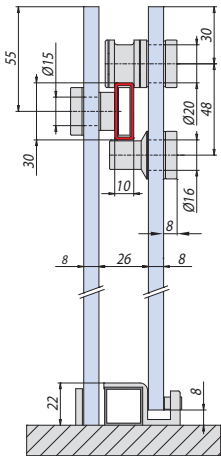
BX-02 SET 3 A "U" | U-SHOWER | U-DUSCHE

BX-Q30 (1x)		
BX-Q70 (2x)		
BX-Q80 (2x)		
BX-Q10 (2x)		
OPTIONAL		
BX-C60 (1x)		
BX-C50 (1x)		
xla330		BX-Q43 (1x)
		BX-C58 (1x)


BX-02 SET 4 SPALLA IN VETRO | 2 FIXED PANELS 2 FESTSTEHENDEN GLASTAFELN

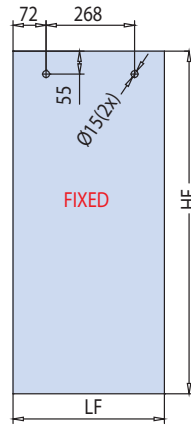
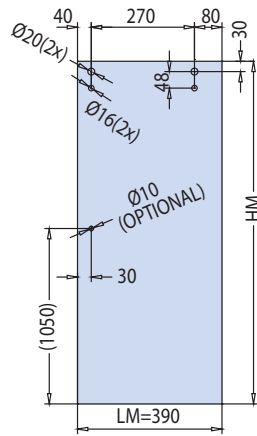
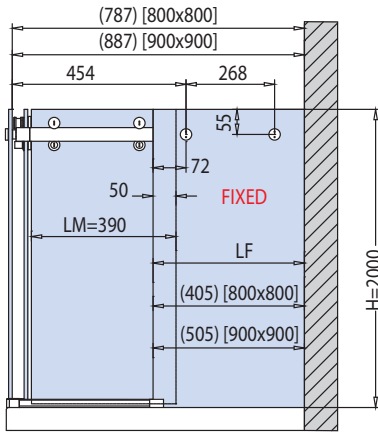
BX-Q30 (1x)		
BX-Q70 (2x)		
BX-Q80 (1x)		
BX-Q90 (1x)		
BX-Q10 (2x)		
OPTIONAL		
BX-Q60 (1x)		
BX-C50 (1x)		BX-Q43 (1x)
xla331		BX-C58 (1x)

Profili vetro fisso
Profiles for fixed panels
Profil für Festverglasung... ▶ 170

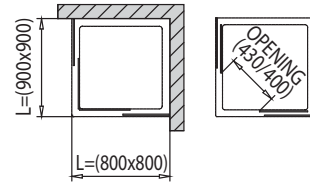


COMPONENTI | COMPONENTS | EINZELTEILE

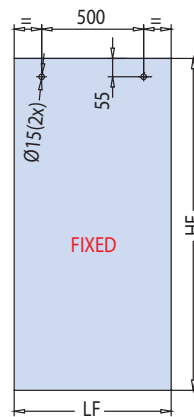
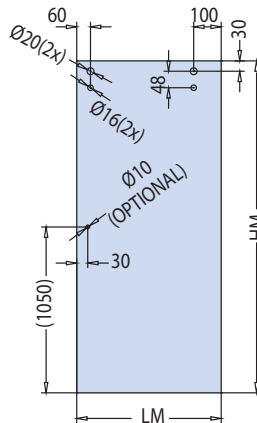
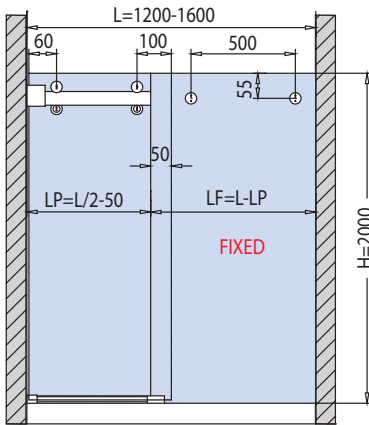




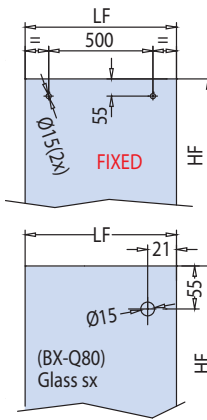
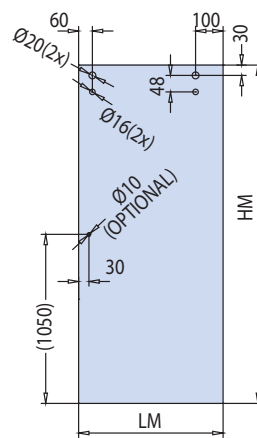
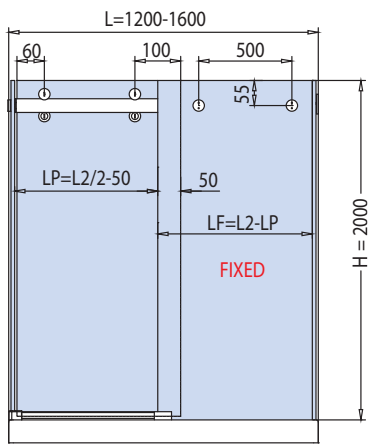
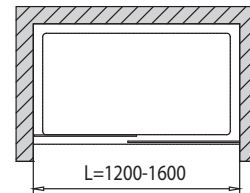
L = 800 x 800 mm (900 x 900 mm)
LM = 390 mm
LF ... ▶ 110
HM = H - 8 = 1992 mm
HF = H = 2000



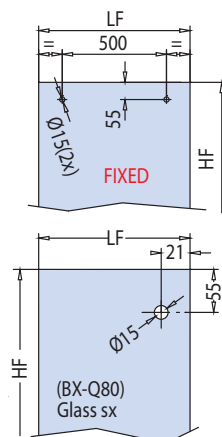
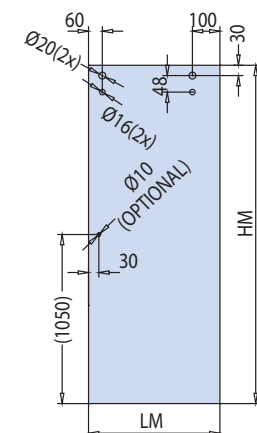
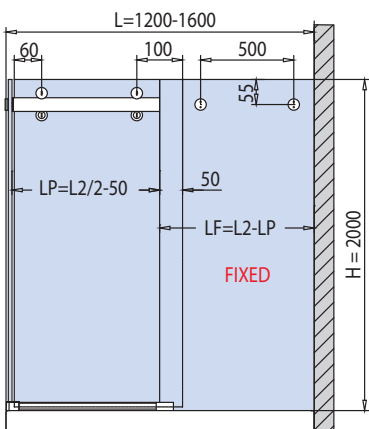
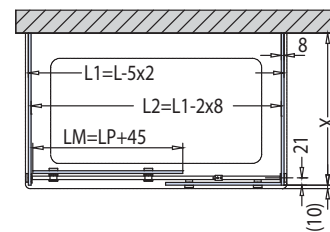
B BOX DOCCIA
SHOWER BOX



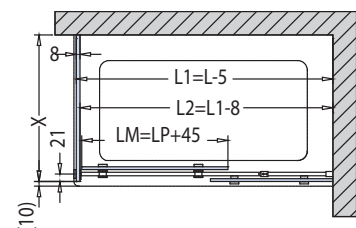
L = 1200 mm → 1800 mm
LP = L / 2 - 50
LM = LP + 45
LF = L - LP ... ▶ 110
HM = H - 8 = 1992 mm
HF = H = 2000



L = 1200 mm → 1800 mm
L1 = L - 5 x 2 L2 = L1 - 2 x 8
LP = L2 / 2 - 50
LM = LP + 45
LF = L2 - LP ... ▶ 110
HM = H - 8 = 1992 mm
HF = H = 2000



L = 1200 mm → 1800 mm
L1 = L - 5 L2 = L1 - 8
LP = L2 / 2 - 50
LM = LP + 45
LF = L2 - LP ... ▶ 110
HM = H - 8 = 1992 mm
HF = H = 2000



BX-02

COMPONENTI | COMPONENTS | EINZELTEILE

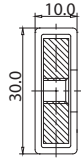
BX-Q43 / BX-Q40

- Binario
- Track profile
- Laufschiene

Cod.	Fin. Fin. Oberf.
BX-Q43-1800 mm	IL
BX-Q43-2500 mm*	IL
BX-Q40-830 x 830 mm (2 pcs)	IL



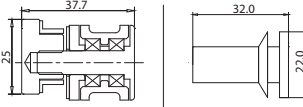
*Senza fori | Without holes | Ohne Bohrungen



xfb-060

BX-Q10

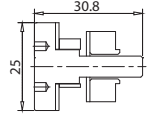
- Ruota con perno antigancio
- Roller with anti-jump pin
- Laufrolle und Aushebeschutz



xfb-060

BX-Q70

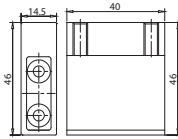
- Punto di fissaggio vetro fisso al binario
- Fixing point for fixed glass and track profile
- Punkthalter für Fixierung des Festteils auf Laufschiene



xfb-060

BX-Q90

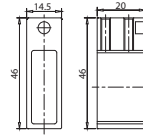
- Attacco a parete per binario
- Wall connector for track profile
- Wandhalter für Laufschiene



xfb-060

BX-Q30

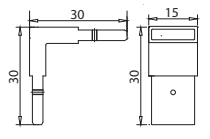
- Stopper



xfb-060

BX-Q20

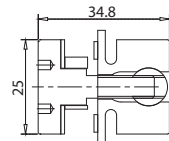
- Connettore ad angolo per binario
- Corner connector for track profile
- Winkelverbinder Laufschiene



xfb-060

BX-Q80

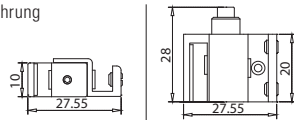
- Attacco a vetro per binario
- Glass connector for track profile
- Glashalter für Laufschiene



xfb-060

BX-C50

- Guida a pavimento
- Floor guide
- Bodenführung

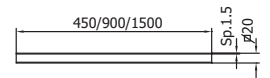


xfb-060

BX-C58 / BX-C55

- Profilo a terra
- Floor profile
- Bodenprofil

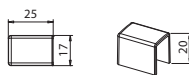
Cod.	Fin. Fin. Oberf.
BX-C58-900 mm	IL
BX-C58-1500 mm	IL
BX-C55-450 mm	IL



bx-c58-bx-c55

BX-C60

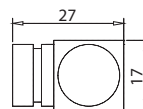
- Coperchietto finale per profilo a terra BX-C55 / BX-C58
- Endcap for floor profiles BX-C55 / BX-C58.
- Endkappe für Bodenprofile BX-C55 / BX-C58.



xla307

BX-C57

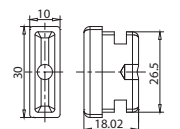
- Connettore ad angolo per profilo a terra
- Corner connector for floor profile
- Winkelverbinder für Bodenprofil



xfb-060

BX-Q45

- Tappo finale per binario
- Endcap for track profile
- Endkappe der Laufschiene



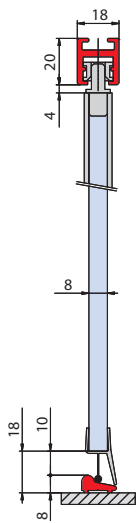
xfb-060



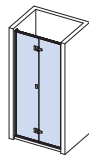
BX-2700



B BOX DOCCIA
SHOWER BOX

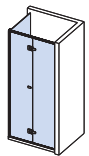


Profili vetro fisso
Profiles for fixed panels
Profil für Festverglasung.... ▶ 170



SET 2


- Sistema scorrevole per box doccia pieghevole a soffietto in nicchia.
- System for shower cabin with folding doors for niche.
- System für Duschkabin mit Falttüren für Nische.



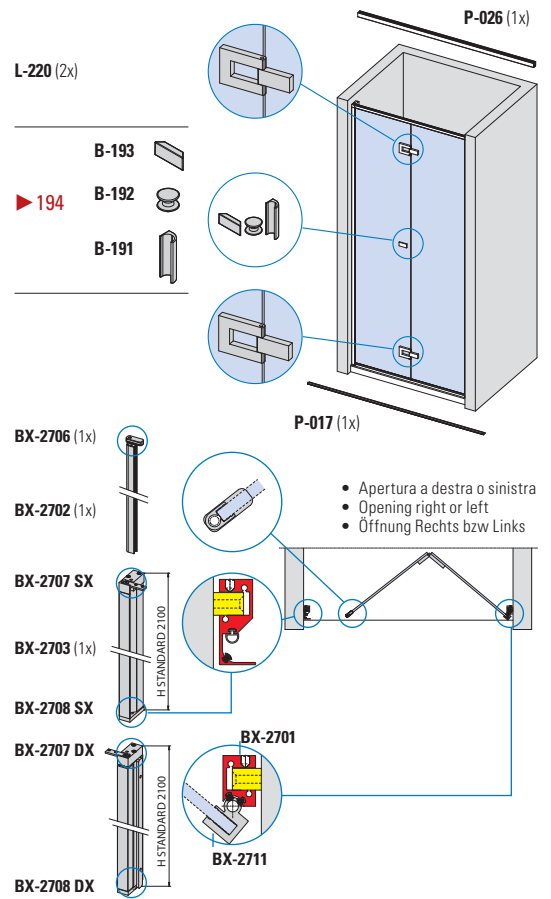
SET 4

- Sistema scorrevole per box doccia pieghevole a soffietto con spalla in vetro.
- System for shower cabin with folding doors for 1 fixed panel.
- System für Duschkabin mit Falttüren und 1 Seitenteil.

COMPONENTI | COMPONENTS | EINZELTEILE

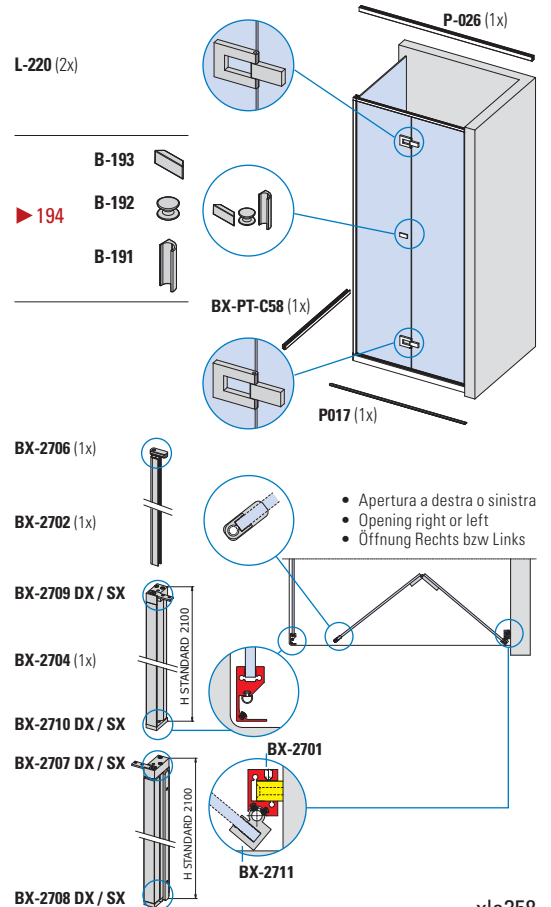


BX-2700 SET 2 NICCHIA | NICHE | NISCHENDUSCHE

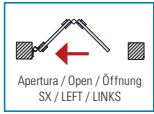


xla356

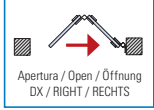
BX-2700 SET 4 SPALLA IN VETRO | 2 FIXED PANELS | 2 FESTSTEHENDEN GLASTAFELN



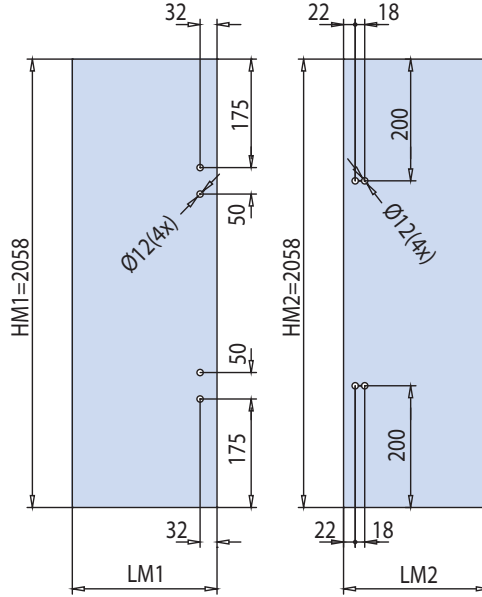
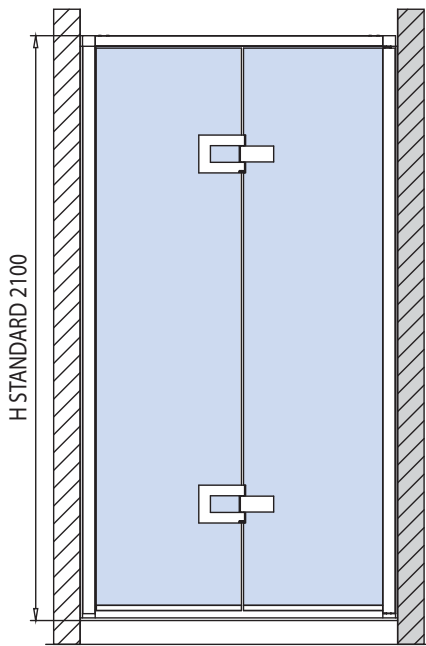
xla358



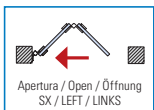
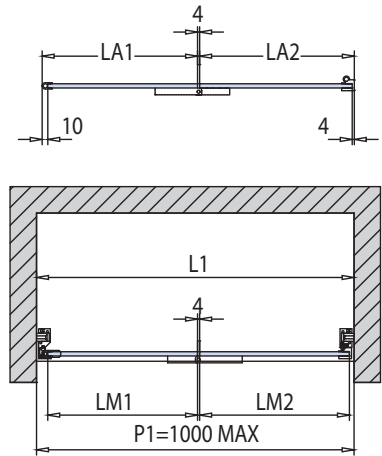
- Indicare sempre il senso di apertura.
- Please specify always opening direction.
- Bitte immer Öffnungsrichtung angeben.



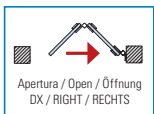
L = P1 (1000) mm MAX
LM1 = LM2 = L1 - 36 / 2
LA = LM + 10
LA2 = LM2 + 4
HM1 = HM2 = 2058



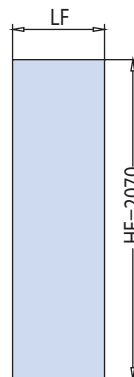
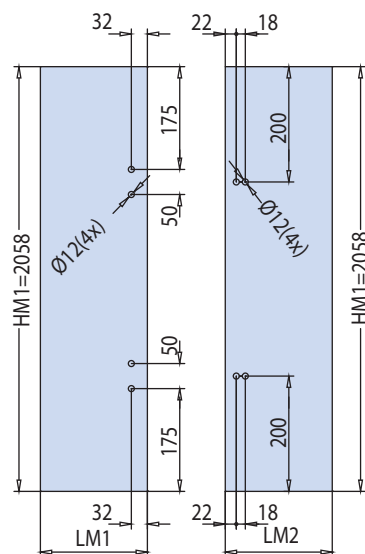
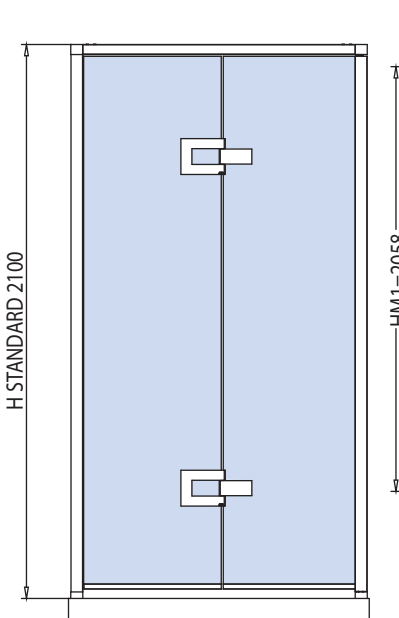
WRU-S 60/40R
(OPTIONAL)



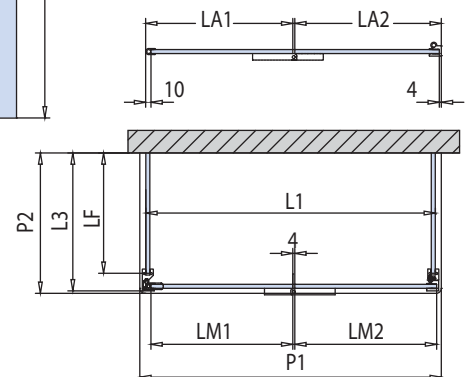
- Indicare sempre il senso di apertura.
- Please specify always opening direction.
- Bitte immer Öffnungsrichtung angeben.



P1 = P2 (1000) mm MAX
L = P1 - 12
LM1 = LM2 = L1 - 24 / 2
L3 = P2 - 5
LF = (L3 - 35) - aria variabile | clearance | Spaltmaß ▶ 110
LA1 = LM1 + 10
LA2 = LM2 + 4
HM1 = HM2 = 2058
HF = 2070



WRU-S 60/40R
(OPTIONAL)



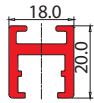
BX-2700

COMPONENTI | COMPONENTS | EINZELTEILE

P-026

- Binario
- Track profile
- Laufschiene

Cod.	Fin. Fin. Oberf.
P-026-1000 mm	CR

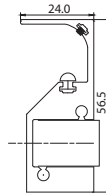


xfb-062

BX-2703

- Profilo battuta a murocompresso di guarnizione
- Door stop profile with gasket
- Türanschlagsprofil mit Dichtung

Cod.	Fin. Fin. Oberf.
BX-2703-2200 mm	CR

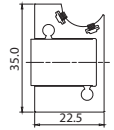


xfb-062

BX-2701

- Profilo a muro per fissaggio profilo cerniera BX-2711
- Wall profile for installation hinge profile BX-2711
- Wandprofil für Befestigung des Bandprofil BX-2711

Cod.	Fin. Fin. Oberf.
BX-2701-2200 mm	CR

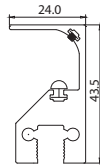


xfb-062

BX-2704

- Profilo battuta a vetro compreso di guarnizione
- Door stop profile glass installation with gasket
- Türanschlagsprofil Glasmontage mit Dichtung

Cod.	Fin. Fin. Oberf.
BX-2704-2200 mm	CR



xfb-062

BX-2702

- Profilo bordo vetro
- Border profile
- Rahmenprofil

Cod.	Fin. Fin. Oberf.
BX-2702-2200 mm	CR

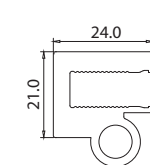


xfb-062

BX-2711

- Profilo cerniera (vetro da incollare)
- Hinge profile (glass to be glued)
- Bandprofil (Glas verkleben)

Cod.	Fin. Fin. Oberf.
BX-2711-2200 mm	CR

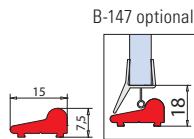



xfb-062

P-017

- Profilo gocciolatoio
- Splash guard profile
- Schwallenschutz Profil

Cod.	Fin. Fin. Oberf.
P-017-2100 mm	CR

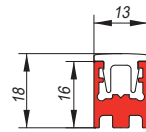


xme 203

BX-PT-C58

- Profilo a terra
- Floor profile
- Bodenprofil

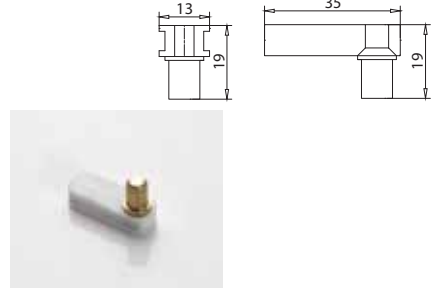
Cod.	Fin. Fin. Oberf.
BX-PT-C58-2200 mm	CR



xla367b

BX-2706

- Perno guida superiore
- Top guiding pin
- Oberer Führungsstift



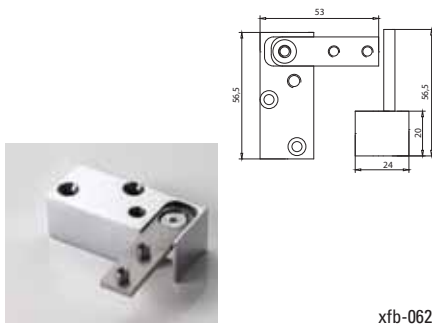
xfb-062

BX-2700

COMPONENTI | COMPONENTS | EINZELTEILE

BX-2707-DX

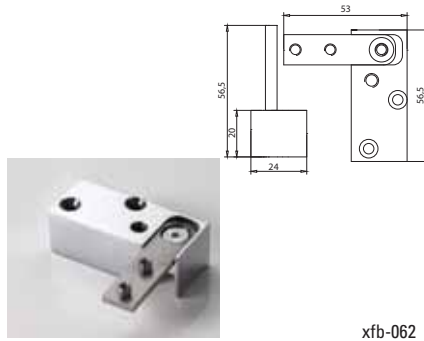
- Attacco destro a parete per binario
- Right wall connector for track profile
- Wandhalter rechts für Laufschiene



xfb-062

BX-2707-SX

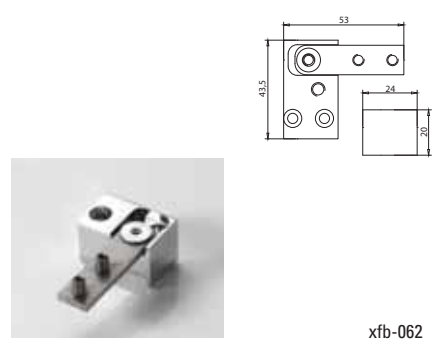
- Attacco sinistro a parete per binario
- Left wall connector for track profile
- Wandhalter links für Laufschiene



xfb-062

BX-2709-DX

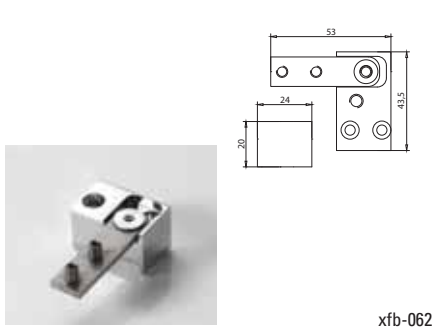
- Attacco destro a vetro per binario
- Right glass connector for track profile
- Glashalter rechts für Laufschiene



xfb-062

BX-2709-SX

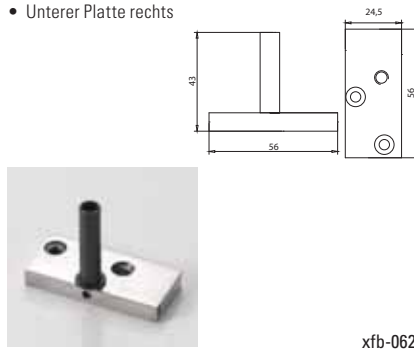
- Attacco sinistro a vetro per binario
- Left glass connector for track profile
- Glashalter links für Laufschiene



xfb-062

BX-2708-DX

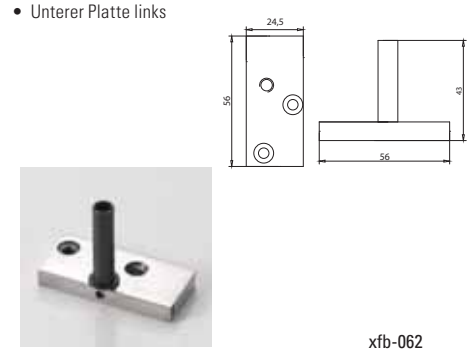
- Piastra inferiore laterale destra
- Bottom right-side plate
- Unterer Platte rechts



xfb-062

BX-2708-SX

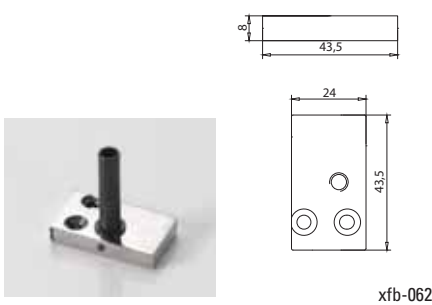
- Piastra inferiore laterale sinistra
- Bottom left-side plate
- Unterer Platte links



xfb-062

BX-2710-SX

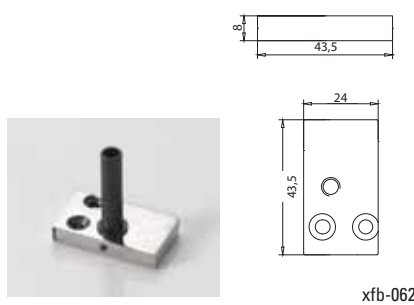
- Piastra inferiore laterale sinistra per BX-2704
- Bottom left-side plate for BX-2704
- Unterer Platte links für BX-2704



xfb-062

BX-2710-DX

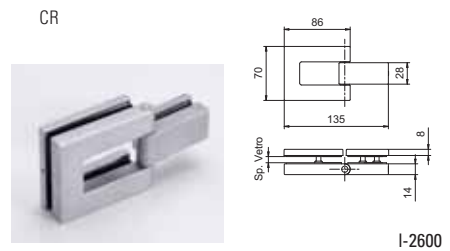
- Piastra inferiore laterale destra per BX-2704
- Bottom right-side plate for BX-2704
- Unterer Platte rechts für BX-2704



xfb-062

L-220

- Cerniera a scatto vetro/vetro, senza viti in vista.
- Materiale: Zamak.
- Glass to glass clicking hinge, with not visible screws.
- Material: Zamak.
- Duschtürband Glas-Glas ohne sichtbaren Schrauben.
- Material: Zamak.



I-2600

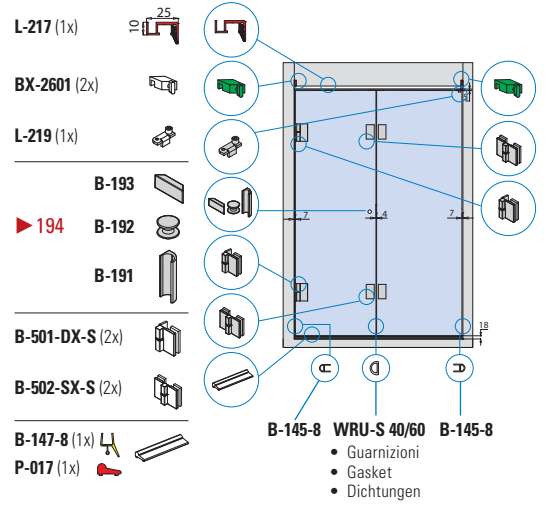
BX-2600



BOX DOCCIA
SHOWER BOX

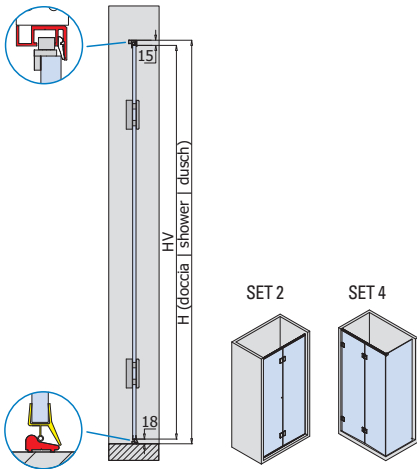
BX-2600 SET 2 NICCHIA | NICHE | NISCHENDUSCHE

- Sistema scorrevole per box doccia pieghevole a soffietto in nicchia.
- System for shower cabin with folding doors for niche.
- System für Duschkabin mit Falttüren für Nische.

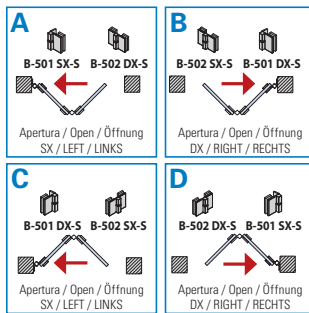


xme300


Profili vetro fisso
Profiles for fixed panels
Profil für Festverglasung.... ▶ 170



- Indicare sempre il senso di apertura.
- Please specify always opening direction.
- Bitte immer Öffnungsrichtung angeben.

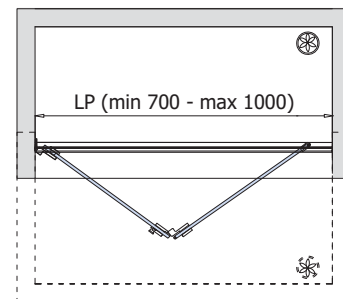
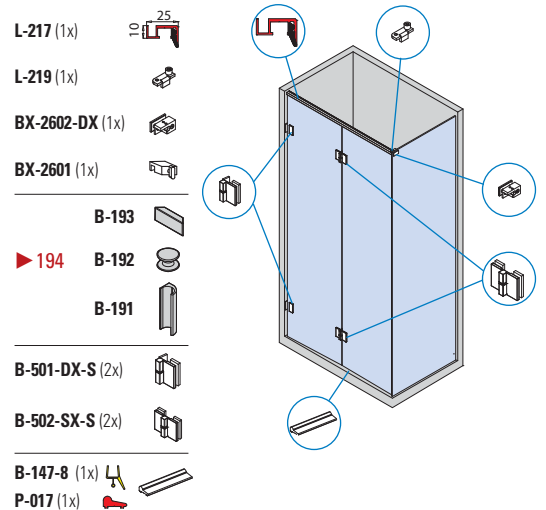


COMPONENTI | COMPONENTS | EINZELTEILE

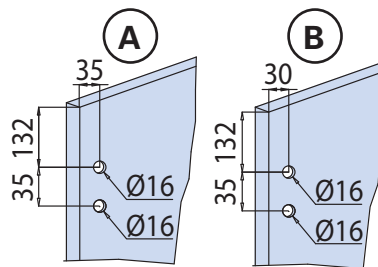
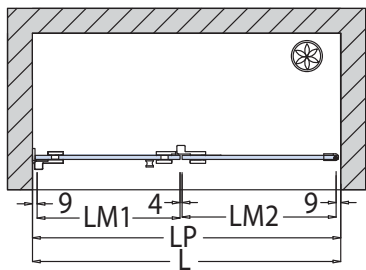
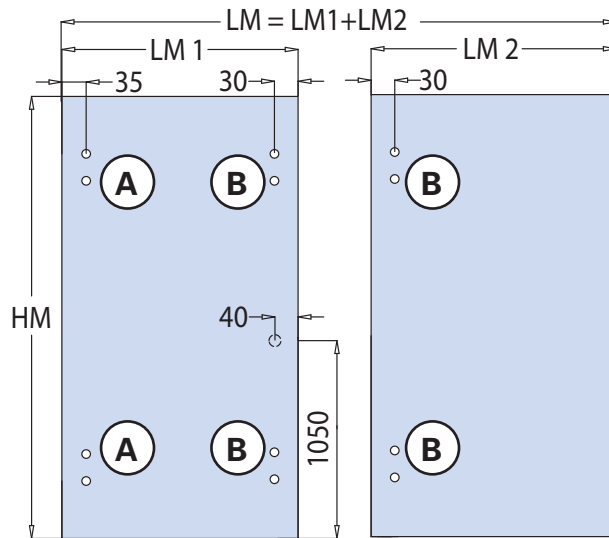
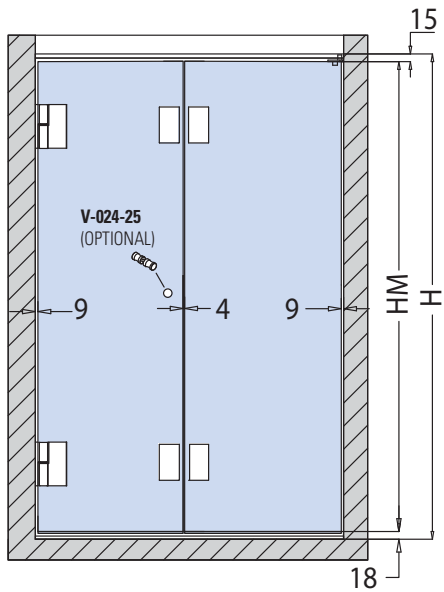


BX-2600 SET 4 SPALLA IN VETRO | 2 FIXED PANELS 2 FESTSTEHENDEN GLASTAFELN

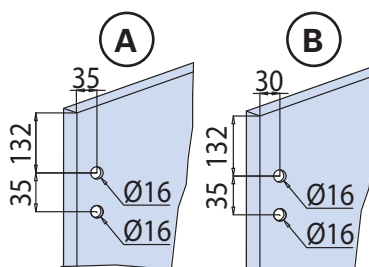
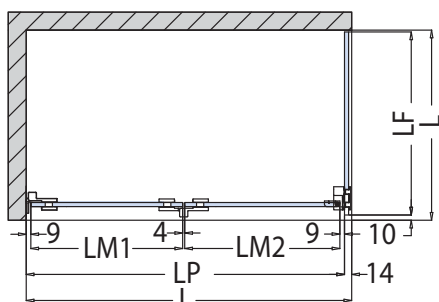
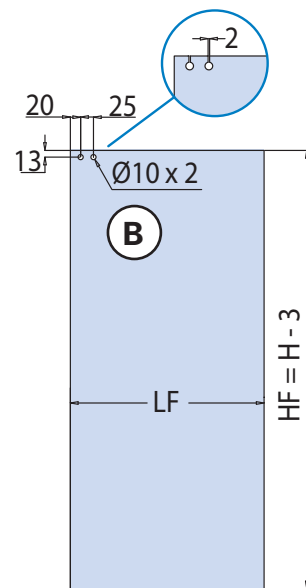
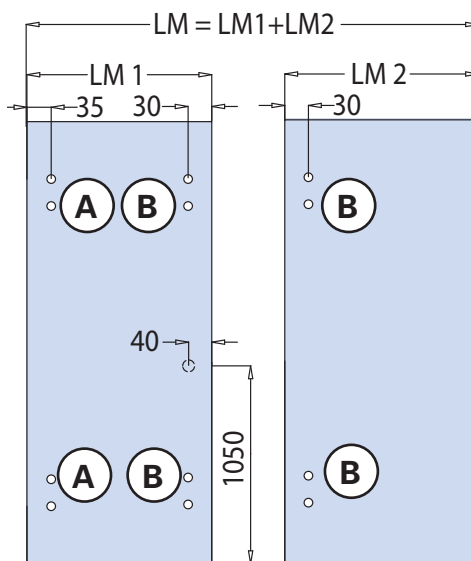
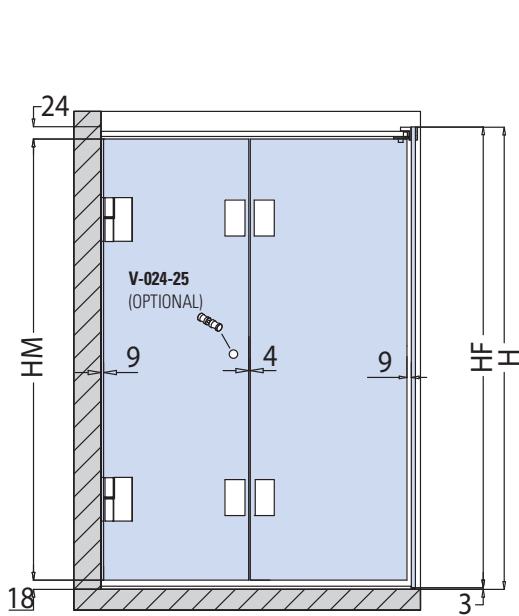
- Sistema scorrevole per box doccia pieghevole a soffietto con spalla in vetro.
- System for shower cabin with folding doors for 1 fixed panel.
- System für Duschkabin mit Falttüren und 1 Seitenteil.



xme359



LM tot = LP - 22
LM1 = (LM tot / 2) - 9
LM2 = (LM tot / 2) + 9
HM = H - 33



LP = L - 14
LM tot = LP - 22
LM1 = (LM tot / 2) - 9
LM2 = (LM tot / 2) + 9
HM = H - 42
HF = H - 3
LF = L - 10

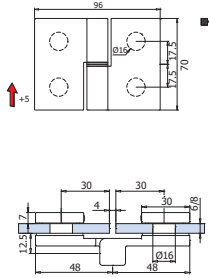
BX-2600

COMPONENTI | COMPONENTS | EINZELTEILE

B-502 DX-S

- Cerniera destra vetro/vetro
Materiale: Zamak.
- Right hinge glass to glass.
Material: Zamak.
- Band rechts Glas-Glas.
Material: Zamak.

CR

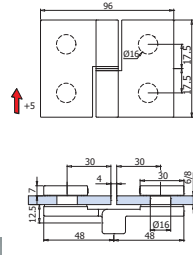


xmc016

B-502 SX-S

- Cerniera sinistra vetro/vetro
Materiale: Zamak.
- Left glass to glass.
Material: Zamak.
- Band links Glas-Glas.
Material: Zamak.

CR

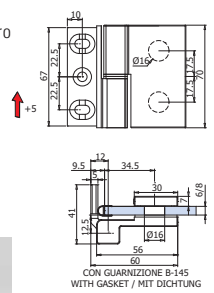


xmc016

B-501 DX-S

- Cerniera destra vetro/muro
Materiale: Zamak.
- Right hinge wall to glass
Material: Zamak.
- Band rechts Wand-Glas
Material: Zamak.

CR

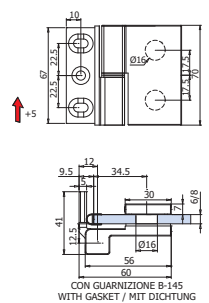


xmc016

B-501 SX-S

- Cerniera sinistra vetro/muro
Materiale: Zamak.
- Left Hinge wall to glass
Material: Zamak.
- Band rechts Wand-Glas
Material: Zamak.

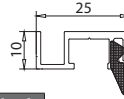
CR



xmc016

L-217

- Binario
- Track profile
- Laufschiene



Cod.	Fin. Fin. Oberf.
L-217-1000 mm	CR


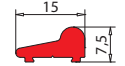


xfb-080

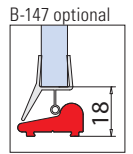
P-017

- Profilo gocciolatoio
- Splash guard profile
- Schwallenschutz Profil

Cod.	Fin. Fin. Oberf.
P-017-2100 mm	CR

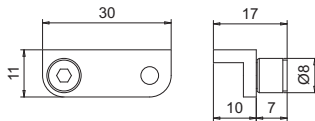


xme 203



L-219

- Perno guida superiore (da incollare al vetro)
- Top guiding pin (to be glued on glass)
- Führungsstift (Auf das Glas Kleben)

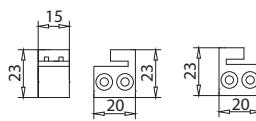


l-2600

BX-2601

- Attacco a parete
- Wall connector
- Wandhalter

CR

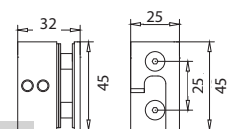


xfb-080

BX-2602 DX

- Attacco destro a vetro
- Right glass connector
- Glashalter rechts

CR

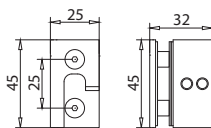


xfb-080

BX-2602 SX

- Attacco sinistro a vetro
- Left glass connector
- Glashalter links

CR



xfb-080

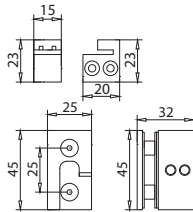
BX-2600

COMPONENTI | COMPONENTS | EINZELTEILE

BX-2603 DX

- Attacco destro a vetro e attacco a parete
- Right glass connector and wall connector
- Glashalter rechts und Wandhalter

CR

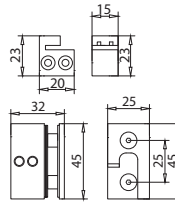


xfb-080

BX-2603 SX

- Attacco sinistro a vetro e attacco a parete
- Left glass connector and wall connector
- Glashalter links und Wandhalter

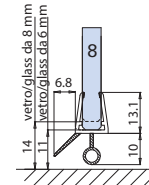
CR



xfb-080

B-147-8

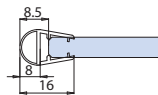
- Guarnizione gocciolatoio in PVC trasparente. Lunghezza barre 2200 mm. Per vetro da 8 mm
- Drip flap seal transparent PVC Bar length is 2200 mm. For 8 mm glass.
- Pvc Dichtprofil für den unteren Wannenschluss für 8 mm oder Glas. Länge 2200 mm.



xme318

B-145-8

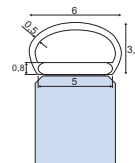
- Guarnizione a palloncino vetro/muro in PVC trasparente. L = 2200 mm
- Glass to wall ball seal transparent PVC. L = 2200 mm
- PVC Dichtprofil Glas-Wand. L = 2200 mm



xme390

WRU-S 40/60

- Guarnizione neutra per vetro 8 mm. con fissaggio adesivo.
- Neutral gasket for glass 8 mm. self-adhesive
- Dichtungsprofil für 8 mm. selbstklebend



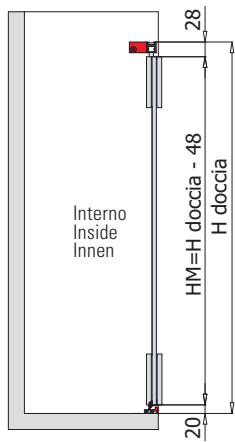
as2 sezione



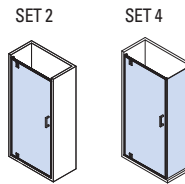
BX-2100 BILICO




B BOX DOCCIA
SHOWER BOX



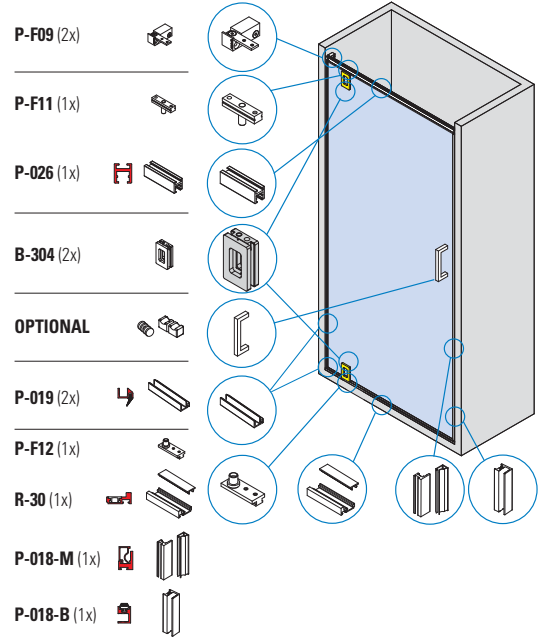
Profili vetro fisso
Profiles for fixed panels
Profil für Festverglasung.... ▶ 170



COMPONENTI | COMPONENTS | EINZELTEILE ▶ 156

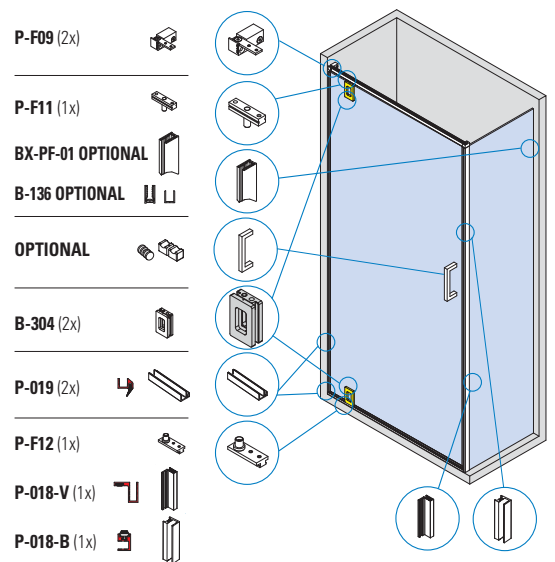


BX-2100 SET 2 NICCHIA | NICHE | NISCHENDUSCHE



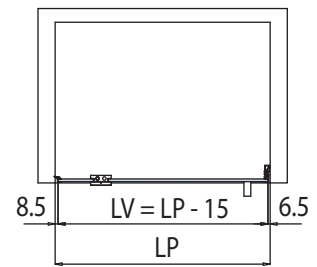
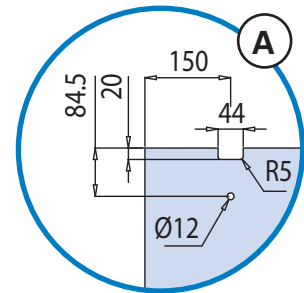
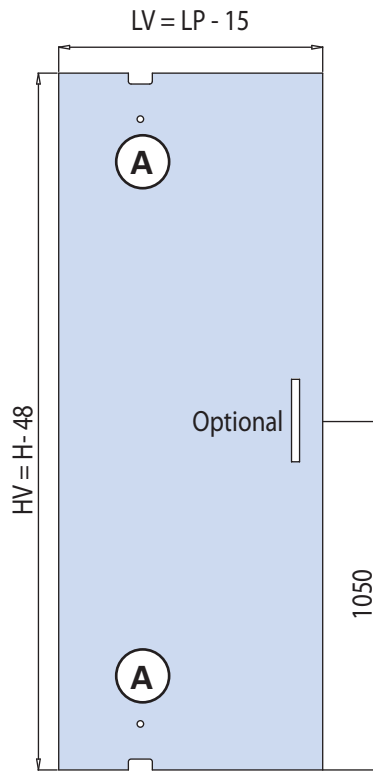
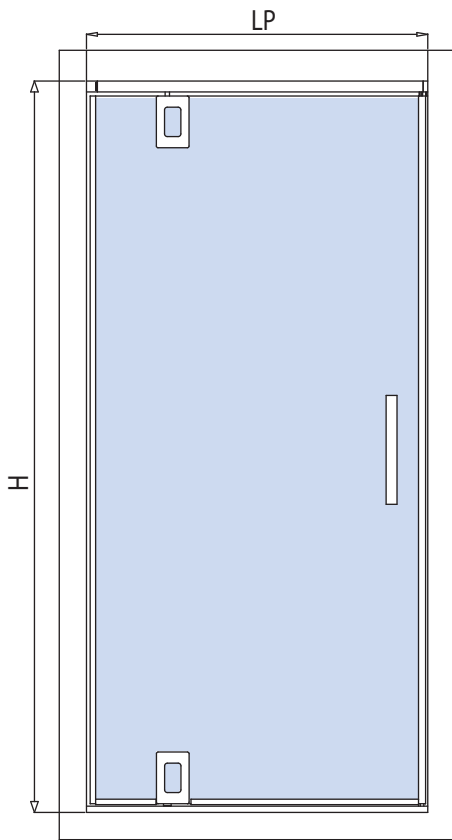
xme294-1

BX-2100 SET 4 SPALLA IN VETRO | 1 FIXED PANEL MIT SEITENTEIL

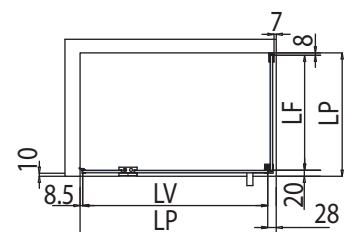
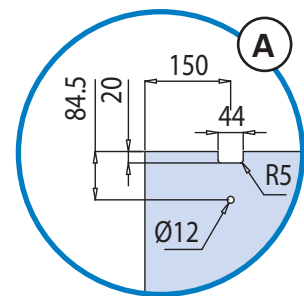
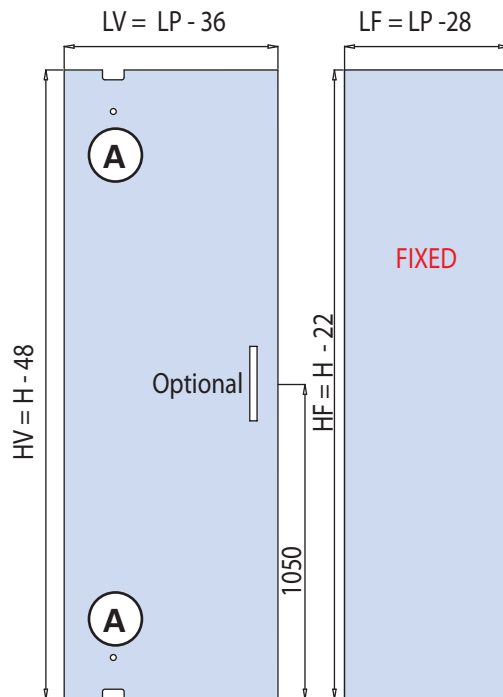
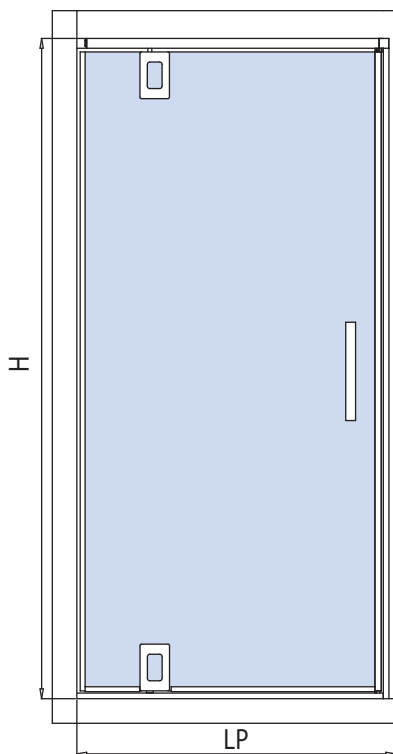


xme294-3

HV = H - 48
LV = LP - 15



HV = H - 48
LM = LP - 36
HF = H - 22
LF = LP - 28



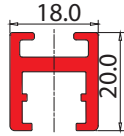

BX-2100

COMPONENTI | COMPONENTS | EINZELTEILE

P-026

- Binario
- Track profile
- Laufschiene

Cod.	Fin. Fin. \Oberf.
P-026-1000 mm	CR

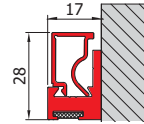


xfb-062

P-018-M

- Profilo battuta a muro per porta battente compreso di magnete
- Door stop profile for hinged door, with magnetic gasket
- Türanschlagsprofil mit Magnet Dichtung

Cod.	Fin. Fin. \Oberf.
P-018-M-2200 mm	CR

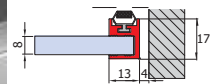


xme-305

P-018-B

- Profilo bordo vetro con magnete per chiusura a battuta con profilo P-018-M o P-018-V
- Closure profile with magnetic seal for profiles P-018-M or P-018-V
- Vertikal Rahmenprofil für Magnetische Zuhaltung mit Profile P-018-M oder P-018-V

Cod.	Fin. Fin. \Oberf.
P-018-B-2200 mm	CR

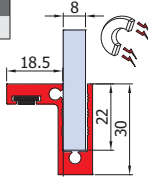


xme-305

P-018-V

- Profilo battuta a vetro per porta battente compreso di magnete
- Door stop profile glass installation for hinged door, with magnetic gasket
- Türanschlagsprofil Glasmontage mit Magnet Dichtung

Cod.	Fin. Fin. \Oberf.
P-018-V-2200 mm	CR

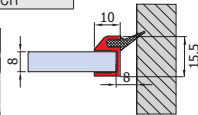



xme-305

P-019

- Profilo gocciolatoio con guarnizione in PVC trasparente da 9 mm
- Splash guard profile with drip flat 9 mm seal transparent PVC
- Schwallenschutz Profil mit transparent PVC Dichtung 9 mm

Cod.	Fin. Fin. \Oberf.
P-019-2200 mm	CR

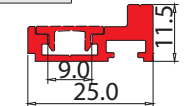


xme-305

R-30

- Profilo a terra
- Floor profile
- Bodenprofil

Cod.	Fin. Fin. \Oberf.
R-30-1000 mm	CR

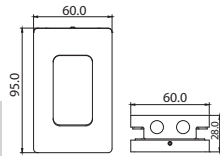


xfb-063

B-304

- Cerniera alto/basso in abbinamento a kit BX-2100
- Top/bottom hinge, component of BX-2100
- Oberes / unteres Band, Einzelteile BX-2100

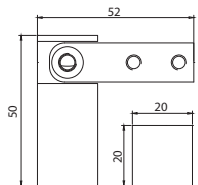
CR



xfb-063

P-F09

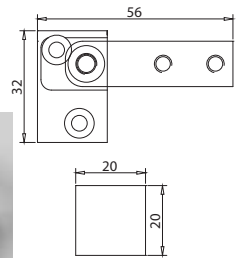
- Attacco a parete per binario
- Wall connector for track profile
- Wandhalter für Laufschiene



xfb-063

P-F13

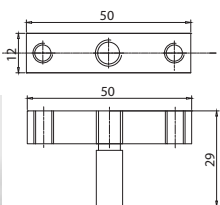
- Attacco a vetro per binario
- Glass connector for track profile
- Glashalter für Laufschiene



xfb-063

P-F11

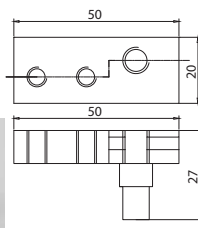
- Perno superiore in abbinamento a binario P-026
- Top pin for track profile P-026
- Oberer Zapfen für Laufschiene P-026



xfb-063

P-F12

- Perno inferiore in abbinamento a profilo a terra R-30
- Bottom pin for floor profile R-30
- Unterer Zapfen für Bodenprofil R-30



xfb-063



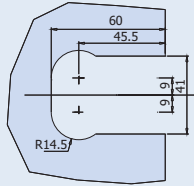
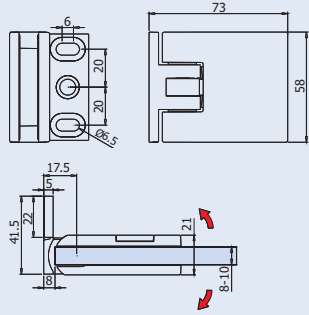
ACCESSORI PER BOX DOCCIA | ACCESSORIES FOR SHOWER BOX | ZUBEHÖR FÜR DUSCHKABINEN



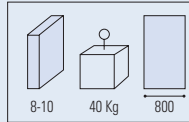
B-301

- Cerniera a scatto vetro/muro senza viti a vista. Materiale: Aletta fissaggio ottone. Cerniera Zamak.
- Glass to wall clicking hinge with not visible screws. Material: Fixing plate brass. Hinge Zamak.
- Duschtürband Glas-Wand ohne sichtbaren Schrauben. Material: Anschraubplatte Messing. Band Zamak.

CR - NS



xme301



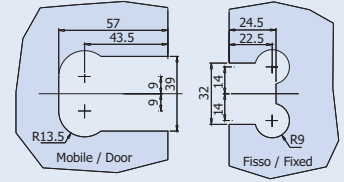
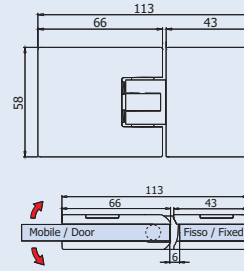
PRICE LIST 2017 ▶ 125



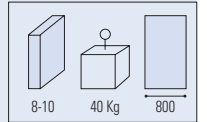
B-306

- Cerniera a scatto vetro/vetro, senza viti a vista. Materiale: Zamak.
- Glass/glass clicking hinge, with not visible screws. Material: Zamak.
- Duschtürband Glas-Glas ohne sichtbaren Schrauben. Material: Zamak.

CR - NS



xme301



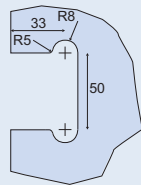
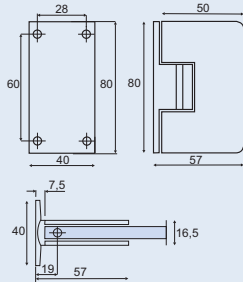
PRICE LIST 2017 ▶ 125



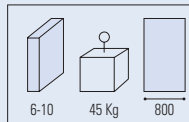
B-100

- Cerniera a scatto vetro/muro. Materiale: Ottone.
- Glass/wall clicking hinge. Material: Brass.
- Duschtürband Glas-Wand. Material: Messing.

CR - NS



xme401



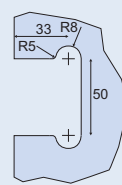
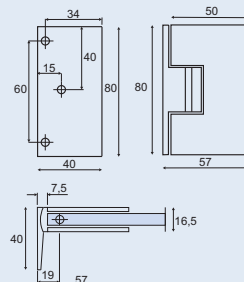
PRICE LIST 2017 ▶ 125



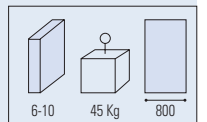
B-101

- Cerniera a scatto vetro/muro, aletta spostata. Materiale: Ottone.
- Glass to wall clicking hinge with offset base. Material: Brass.
- Duschtürband mit einseitige Anschraubplatte Glas-Wand. Material: Messing.

CR - NS



xme401



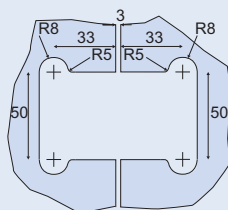
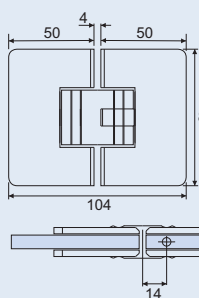
PRICE LIST 2017 ▶ 125



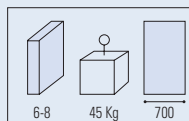
B-102

- Cerniera a scatto regolabile vetro/vetro. Materiale: Ottone.
- Adjustable glass to glass clicking hinge. Material: Brass.
- Duschtürband Glas-Glas 180°. Material: Messing.

CR - NS



xme401



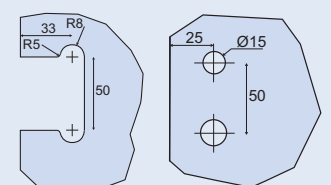
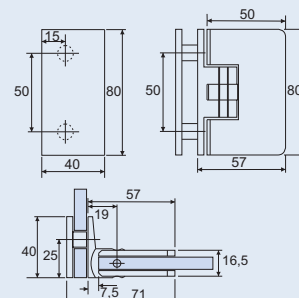
PRICE LIST 2017 ▶ 125



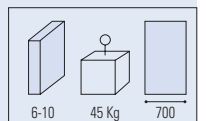
B-103

- Cerniera a scatto regolabile vetro/vetro 90°. Materiale: Ottone.
- Adjustable 90° glass to glass clicking hinge. Material: Brass.
- Duschtürband Glas-Glas 90°. Material: Messing.

CR - NS



xme401



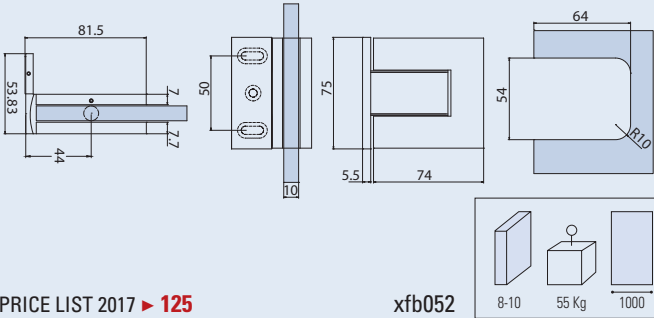
PRICE LIST 2017 ▶ 125

NEW

B-701

- Cerniera a scatto vetro muro senza viti a vista. Materiale: Ottone
- Glass to wall clicking hinge with not visible screws. Material: Brass
- Duschtürband Glas-Wand ohne sichtbaren Schrauben. Material: Messing. Nicht Verfügbar in Deutschland.

CR - NS - CP



PRICE LIST 2017 ▶ 125

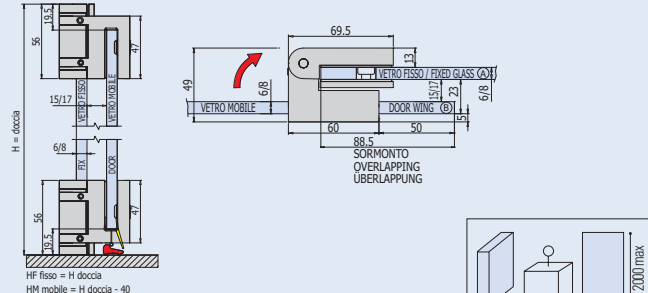
xfb052



B-303 Cerniere Bilica

- Cerniera a scatto vetro/vetro a tirare. Materiale: Zamak.
- Clicking hinge glass/glass pull to open. Material: Zamak.
- Duschtürband Glas-Glas, nach außen hin öffnend. Material: Zamak.

CR



PRICE LIST 2017 ▶ 126

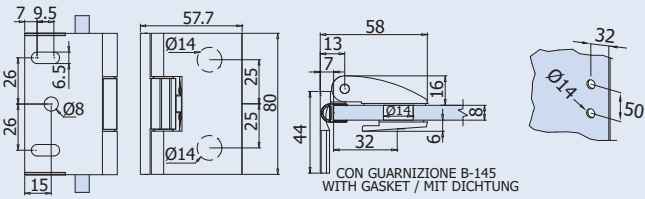
xme232-1



B-201

- Cerniera a scatto vetro/muro apertura a tirare. Materiale: Ottone.
- Glass clicking to wall hinge, pull to open. Material: Brass.
- Duschtürband Glas-Wand nach außen öffnend. Material: Messing.

CR - NS



PRICE LIST 2017 ▶ 125

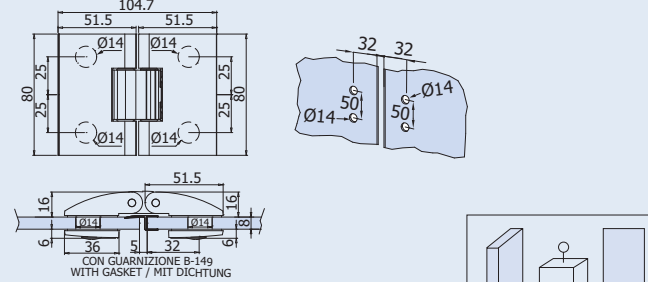
xmc015



B-202

- Cerniera a scatto vetro/vetro apertura a tirare. Materiale: Ottone.
- Glass clicking to glass hinge pull to open. Material: Brass.
- Duschtürband Glas-Glas, nach außen hin öffnend. Material: Messing.

CR - NS



PRICE LIST 2017 ▶ 125

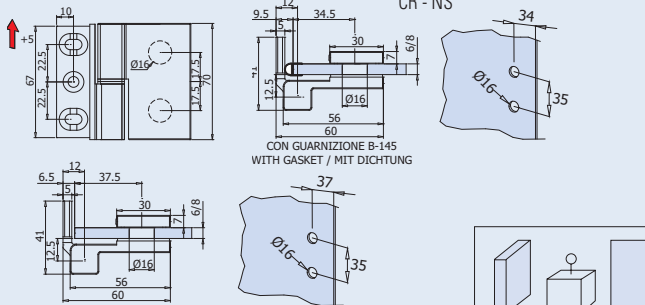
xmc015



B-501 DX - SX

- Cerniera vetro/muro con alzata in apertura. Materiale: Zamak.
- Hinge wall to glass with raise mechanism. Material: Zamak.
- Band Wand-Glas mit hebe- und senkmechanismus. Material: Zamak.

CR - NS



PRICE LIST 2017 ▶ 125

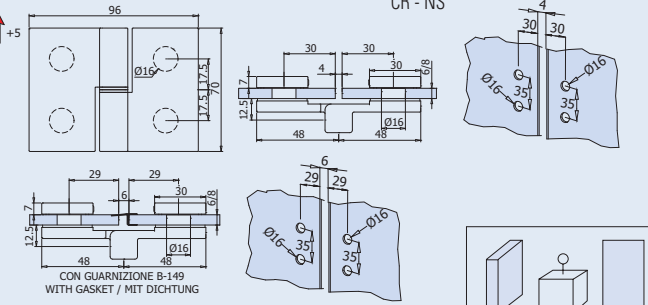
xmc016



B-502 DX - SX

- Cerniera vetro/vetro con alzata in apertura. Materiale: Zamak.
- Hinge glass to glass with raise mechanism. Material: Zamak.
- Band Glas-Glas mit hebe- und senkmechanismus. Material: Zamak.

CR - NS



PRICE LIST 2017 ▶ 125

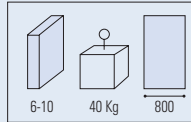
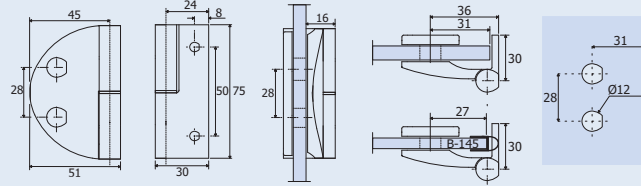
xmc016



B-601 DX - SX

- Cerniera vetro/muro apertura a tirare. Materiale: Ottone.
- Glass to wall hinge, pull to open. Material: Brass.
- Duschtürband Glas-Wand 90° nach außen öffnend. Material: Messing.

CR - NS



PRICE LIST 2017 ► 126

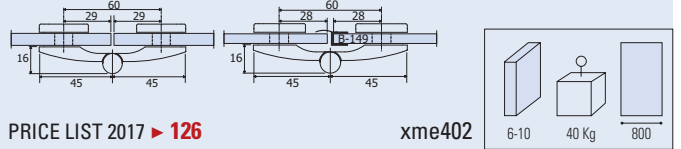
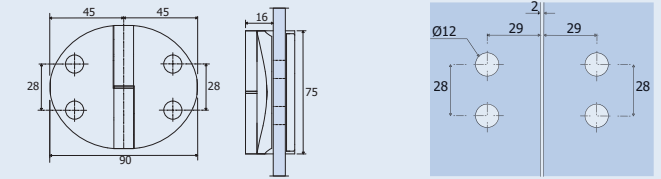
xme402



B-602 DX - SX

- Cerniera vetro/vetro apertura a tirare. Materiale: Ottone.
- Glass to glass hinge pull to open. Material: Brass.
- Duschtürband Glas-Wand nach außen öffnend. Material: Messing.

CR - NS



PRICE LIST 2017 ► 126

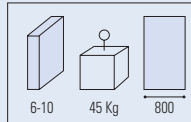
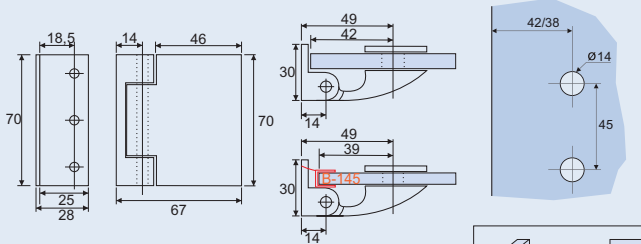
xme402



B-105

- Cerniera vetro/muro apertura a tirare. Materiale: Zamak.
- Glass to wall hinge, pull to open. Material: Zamak.
- Duschtürband Glas-Wand nach außen öffnend. Material: Zamak.

CR - NS



PRICE LIST 2017 ► 126

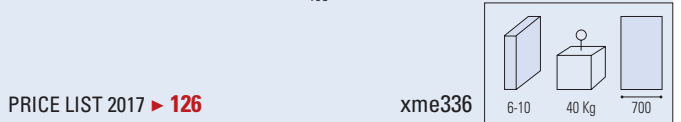
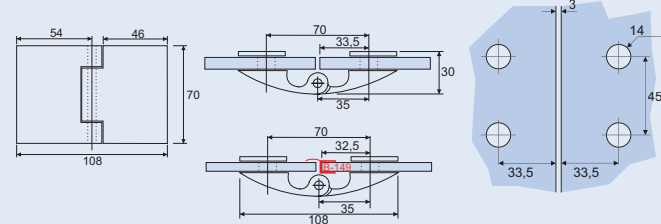
xme336



B-104

- Cerniera vetro/vetro. Materiale: Zamak.
- Glass to glass hing. Material: Zamak.
- Duschtürband Glas-Glas. Material: Zamak.

CR - NS



PRICE LIST 2017 ► 126

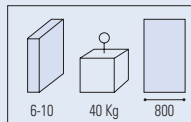
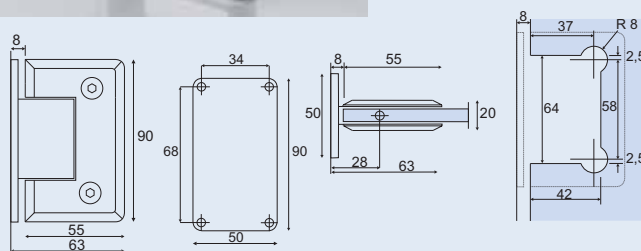
xme336



B-400

- Cerniera a scatto vetro/muro. Materiale: Zamak.
- Glass to wall hinge. Material: Zamak.
- Duschtürband Glas-Wand. Material: Zamak.

CR - NS



PRICE LIST 2017 ► 126


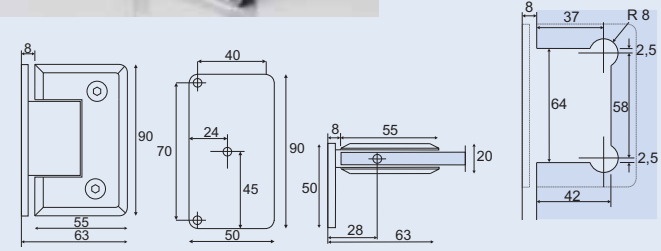
xme403



B-401

- Cerniera a scatto vetro/muro. Materiale: Zamak.
- Glass to wall hinge. Material: Zamak.
- Duschtürband Glas-Wand. Material: Zamak.

CR - NS



PRICE LIST 2017 ► 126

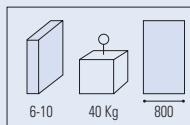
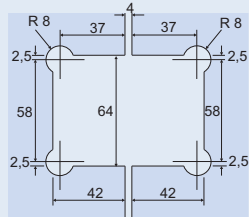
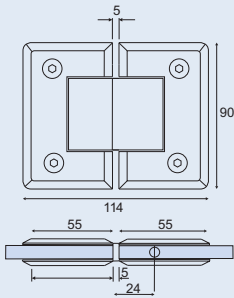
xme403



B-402

- Cerniera a scatto vetro/vetro. Materiale: Zamak.
- Glass to glass clicking hinge. Material: Zamak.
- Duschtürband Glas-Glas. Material: Zamak.

CR - NS



PRICE LIST 2017 ► 126

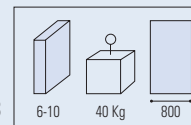
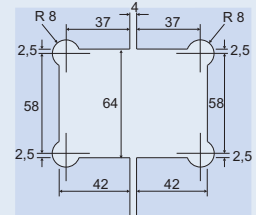
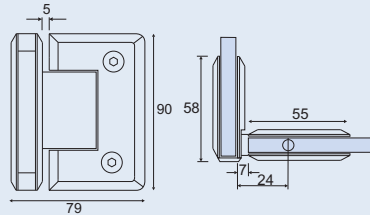
xme403



B-405

- Cerniera a scatto vetro/vetro 90°. Materiale: Zamak.
- Glass to glass clicking hinge 90°. Material: Zamak.
- Duschtürband Glas-Glas 90°, beidseitig öffnend. Material: Zamak.

CR - NS



PRICE LIST 2017 ► 126

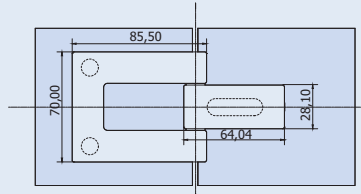
xme403



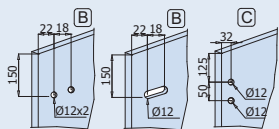
L-220

- Cerniera a scatto vetro/vetro, senza viti in vista. Materiale: Zamak.
- Glass to glass clicking hinge, with not visible screws. Material: Zamak.
- Duschtürband Glas-Glas ohne sichtbaren Schrauben. Material: Zamak.

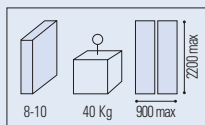
CR - NS - CP



xme403



- B =**
- Lavorazione vetro alternativa
 - Alternative glass preparation
 - Alternativ Glasbearbeitung



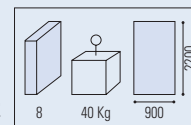
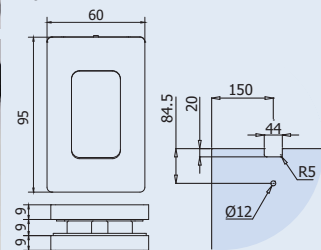
PRICE LIST 2017 ► 119



B-304

- Cerniera alto/basso in abbinamento a kit BX-2100. Materiale: Alluminio.
- Top/bottom hinge, component of BX-2100. Material: Aluminium.
- Oberer/unterer Band, Einzelteil BX-2100. Material: Aluminium.

CR



PRICE LIST 2017 ► 121

xme294-2

BX-2700





P-018-M

- Profilo battuta a muro per porta battente compreso di magnete.
 - Door stop profile for hinged door, with magnetic gasket.
 - Türanschlagsprofil mit Magnet Dichtung.
- L = 2200 mm

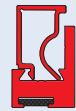
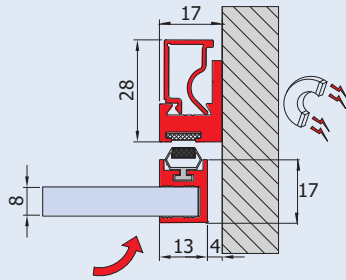
CR



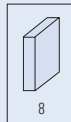
P-018-B

- Profilo bordo vetro con magnete, per chiusura a battuta.
 - Closure profile with magnetic seal for profiles.
 - Vertikal Rahmenprofil für Magnetische Zuhaltung.
- L = 2200 mm

CR

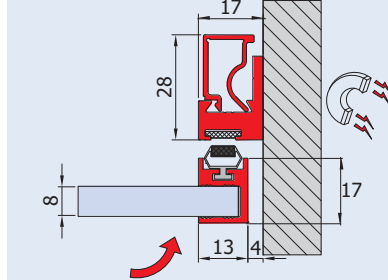


P-018-M

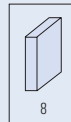


PRICE LIST 2017 ▶ 127

xme305



P-018-B



PRICE LIST 2017 ▶ 127

xme305



P-018-V

- Profilo battuta a vetro per porta battente compreso di magnete.
 - Door stop profile glass installation for hinged door, with magnetic gasket.
 - Türanschlagsprofil Glasmontage mit Magnet Dichtung.
- L = 2200 mm

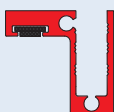
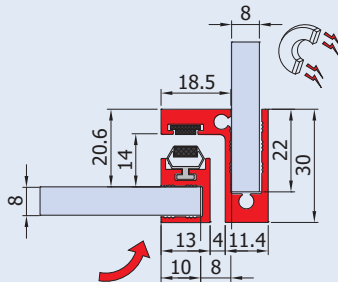
CR



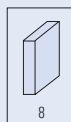
P-015

- Profilo battuta a muro per porta battente.
 - Door stop profile for hinged door.
 - Türanschlagsprofil lieferbar für pvc und Magnet Dichtung.
- L = 2200 mm

CR

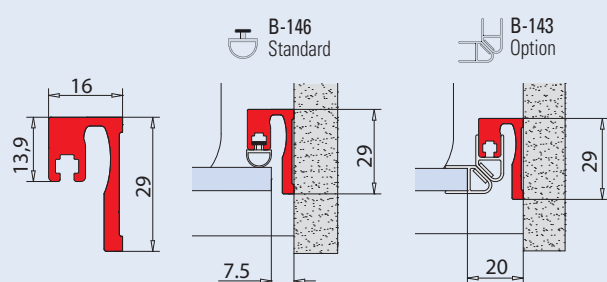


P-018-V



PRICE LIST 2017 ▶ 127

xme305



PRICE LIST 2017 ▶ 128

xme203



P-027

- Profilo bordo vetro per chiusura scorrevole.
 - Closure profile.
 - Vertikal Rahmenprofil.
- L = 2200 mm

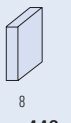
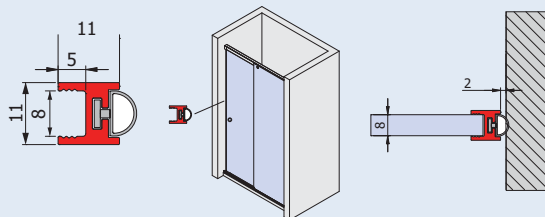
CR



P-016

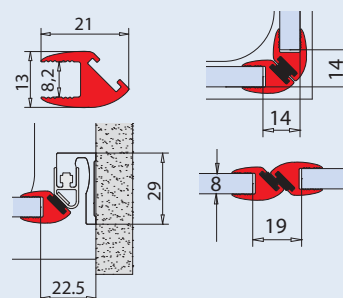
- Profilo bordo vetro per chiusura a battuta con magnete.
 - Closure profile for magnetic seal.
 - Vertikal Rahmenprofil für Magnetische Zuhaltung.
- L = 2200 mm

CR

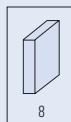


PRICE LIST 2017 ▶ 129

xme446



B-148
Magnete compreso
Magnetic seal included
Inkl. Magnetdichtung



PRICE LIST 2017 ▶ 128

xme203

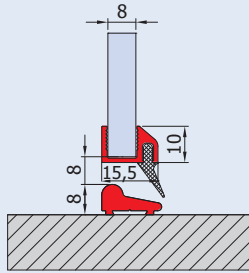


P-019

- Profilo gocciolatoio in alluminio cromo lucido.
- Splash guard profile.
- Schwallenschutz Profil mit PVC Dichtung.

L = 2200 mm

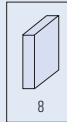
CR



P-017



P-019



PRICE LIST 2017 ► 127

xme305

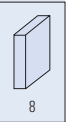
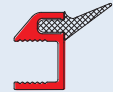
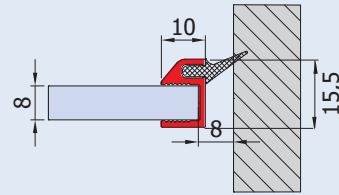


P-019

- Profilo gocciolatoio, applicazione verticale.
- Splash guard profile, vertical application.
- Schwallenschutz Profil, Vertikal Montage.


L = 2200 mm

CR



PRICE LIST 2017 ► 127

xme305

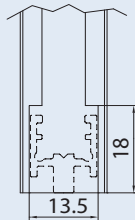
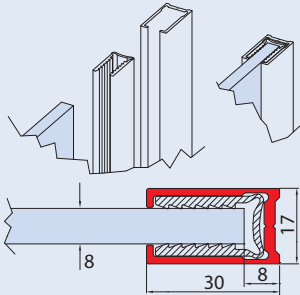


BX-PT-C58

BX-PF-01

- Profilo per fisso a muro con fresatura per accoppiamento con profili a terra BX-PT-01. Barra da 2200 mm.
- Profile for fixed side panel with milling for coupling with floor profiles BX-PT-01. Bar of 2200 mm.
- Profil für seitliche Festverglasung mit fräsung für Verbindung mit Bodenprofile BX-PT-01. Stange von 2200 mm.

CR



xla310

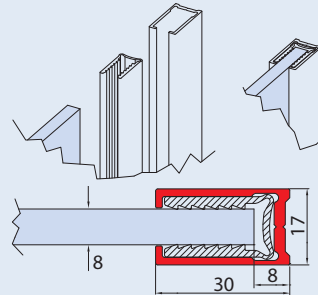
PRICE LIST 2017 ► 129



BX-PF-02

- Profilo per fisso a muro. Barra da 2200 mm.
- Profile for fixed side panel. Bar of 2200 mm.
- Profil für seitliche Festverglasung. Stange von 2200 mm.

CR



xla310

PRICE LIST 2017 ► 129

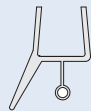
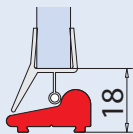
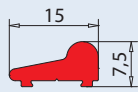
KIT RASO DOCCIA | SPLASH GUARD SETS | SCHWALLSCHUTZ SET



P-017

- Profilo gocciolatoio.
- Splash guard profile.
- Schwallenschutz Profil.
- L = 2100 mm

CR



B-147
Option

PRICE LIST 2017 ► 128

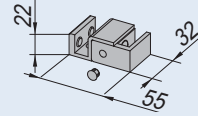
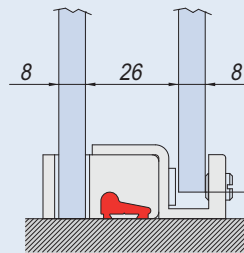
xme203



BX-PT3-C50

- Guida vetro scorrevole per applicazione con profilo a terra P-017.
- Floor guide sliding panel for installation with floor profile P-017.
- Schiebetür Bodenführung für Montage mit Bodenprofil P-017.

CR



HM = H - 8
HF = H

PRICE LIST 2017 ► 111

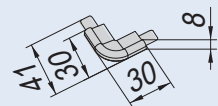
xla367c-2



BX-PT3-C57

- Angolo 90° lato entrata doccia per profili P-017.
- Joint 90° corner entry for profiles P-017.
- 90° Verbindung Eckeinstieg für Profile P-017.

CR



PRICE LIST 2017 ► 111

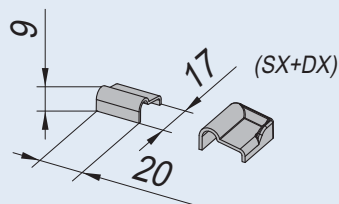
xla367c-2



BX-PT3-C60

- Coperchietto finale per profili P-017, destro e sinistro.
- Endcap for profiles P-017, left and right.
- Endkappe für Profile P-017 Links und Rechts.

CR



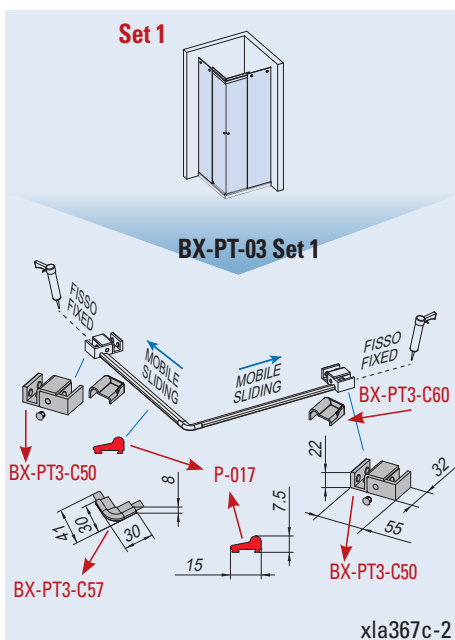
PRICE LIST 2017 ► 111

xla367c-2

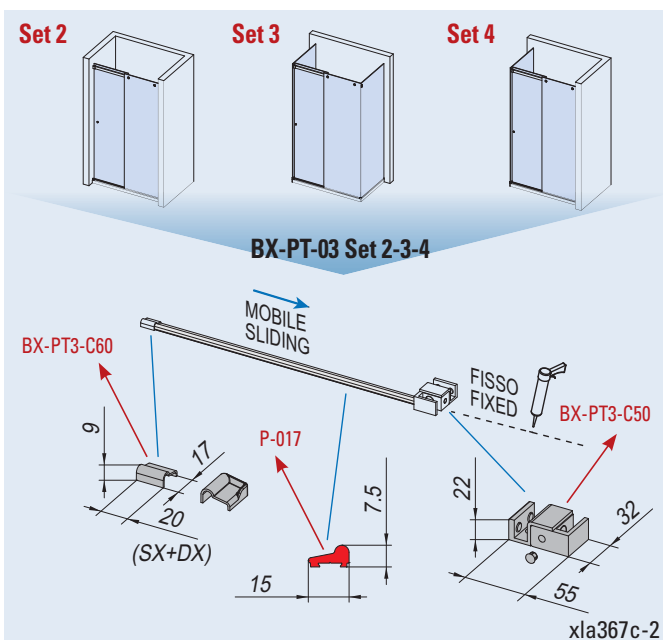


**BX-PT-03
RASO DOCCIA**
OPTIONAL

- Vetro fisso su piatto doccia, profilo entrata H 8 mm
- Fixed glass on shower tray, shower entry floor profile H 8 mm
- Festverglasung auf Duschtasse, Duscheinstieg Bodenprofil H 8 mm



xla367c-2



xla367c-2

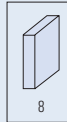
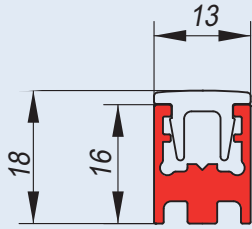
PROFILI A TERRA | FLOOR PROFILES | BODENPROFILE



BX-PT-C58 (restyling 2014)

- Profilo a terra.
- Floor profile.
- Bodenprofil.

CR



PRICE LIST 2017 ► 111

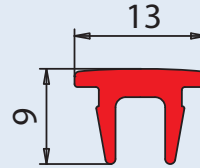
xla367b



BX-PT-C56

- Coperchio per profilo a terra per tratto entrata doccia.
- Cover profile for floor profile, shower entry.
- Profilabdeckung Bodenprofil, Duscheinstieg.

CR



PRICE LIST 2017 ► 111

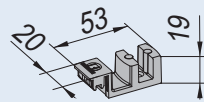
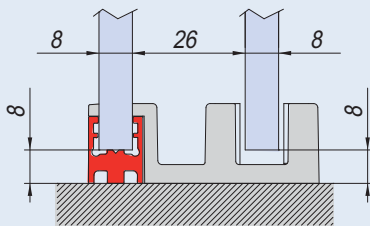
xla308



BX-PT-C50 (restyling 2014)

- Guida vetro scorrevole per applicazione con profilo a terra.
- Floor guide sliding panel for installation with floor profile.
- Schiebetür Bodenführung für Montage mit Bodenprofile.

CR



HM = H - 8
HF = H - 8

PRICE LIST 2017 ► 111

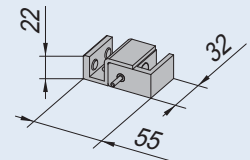
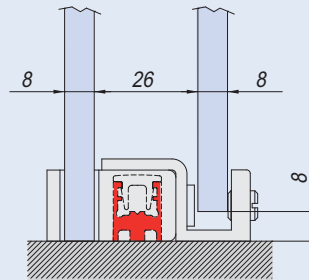
xla367



BX-PT2-C50

- Guida vetro scorrevole per applicazione con profilo a terra.
- Floor guide sliding panel for installation with floor profile.
- Schiebetür Bodenführung für Montage mit Bodenprofile.

CR



HM = H - 8
HF = H

PRICE LIST 2017 ► 111

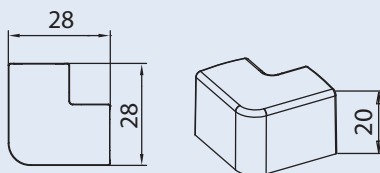
xla367b



BX-PT-C57

- Angolo 90° lato entrata doccia ad angolo per profili BX-PT-C58 / BX-PT-C56.
- Joint 90° corner entry for profiles BX-PT-C58 / BX-PT-C56.
- 90° Verbindung Eckeinstieg für Profile BX-PT-C58 / BX-PT-C56.

CR



PRICE LIST 2017 ► 111

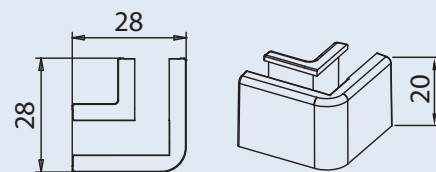
xla306



BX-PT-C51

- Angolo 90° vetro fisso/vetro fisso per profilo BX-PT-C58.
- Joint 90° fixed/fixed glass for profile BX-PT-C58.
- 90° Verbindung 2 Festverglasungen für Profil BX-PT-C58.

CR



PRICE LIST 2017 ► 111

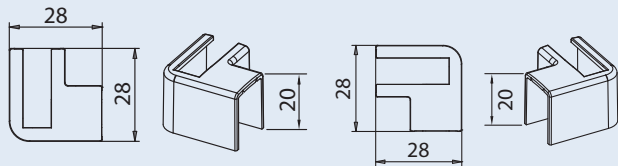
xla308



BX-PT-C52

- Angolo 90° per lato entrata doccia e lato vetro fisso dx e sx per profili BX-PT-C58 / BX-PT-C56.
- Joint 90° entry and fixed glass, left and right for profiles BX-PT-C58 / BX-PT-C56.
- 90° Verbindung Einstieg-Festverglasung, Links und Rechts für Profile BX-PT-C58 / BX-PT-C56.

CR



PRICE LIST 2017 ► 111

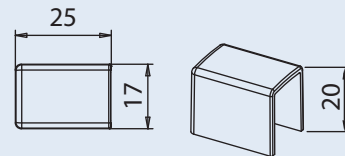
xla308



BX-PT-C60

- Coperchietto finale per profili BX-PT-C58 / BX-PT-C56.
- Endcap for profiles BX-PT-C58 / BX-PT-C56.
- Endkappe für Profile BX-PT-C58 / BX-PT-C56.

CR



PRICE LIST 2017 ► 111

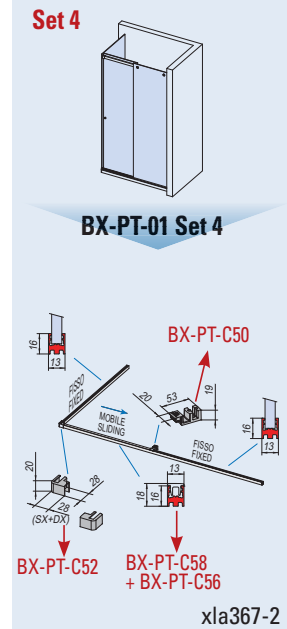
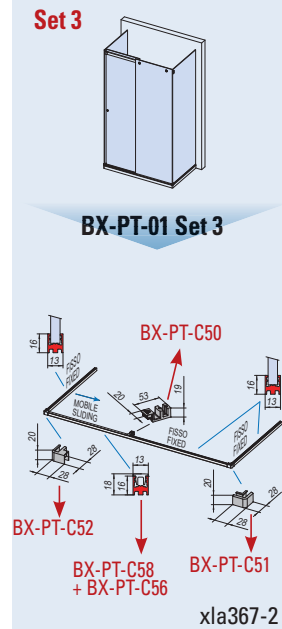
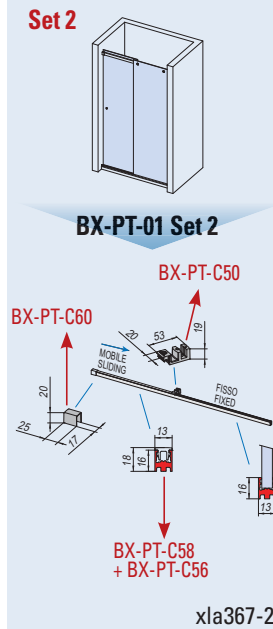
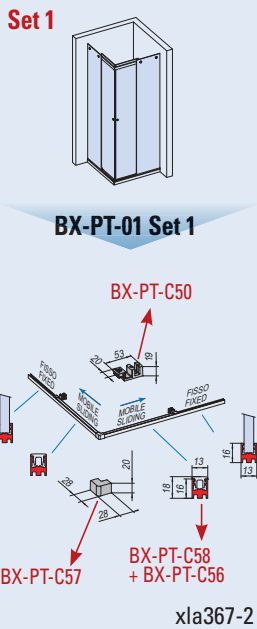
xla307



16 mm (h)

BX-PT-01 STANDARD
(Restyling 2014)
STANDARD

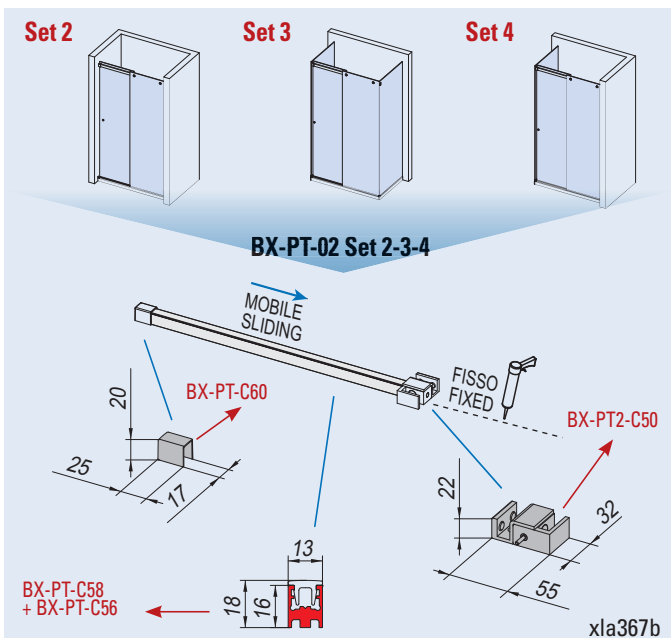
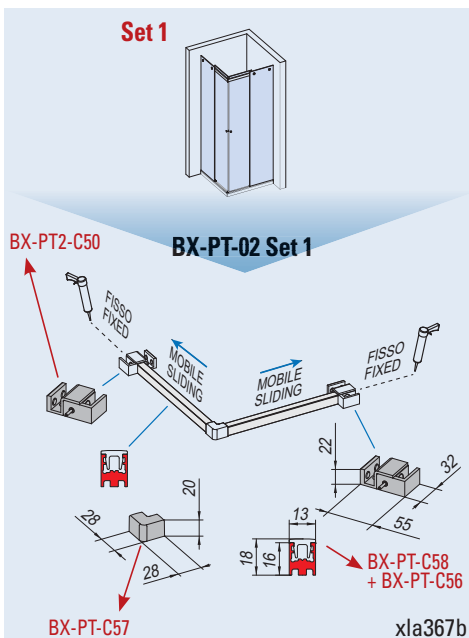
- Vetro fisso nel profilo continuo H 16 mm
- Fixed glass in shower entry floor profile H 16 mm
- Festverglasung im Duscheinstieg Bodenprofil H 16 mm



16 mm (h)

BX-PT-02 SOLO PORTA
OPTIONAL

- Vetro fisso su piatto doccia, solo profilo entrata H 16 mm.
- Fixed glass on shower tray, only shower entry floor profile H 16 mm.
- Festverglasung auf Duschtasse, Duscheinstieg Bodenprofil H 16 mm.



BX-01



BX-1510



CANALINE "U" IN ALLUMINIO | U PROFILES IN ALUMINIUM | U-PROFILE AUS ALUMINIUM



V-2036

V-2037

V-2038

V-2039

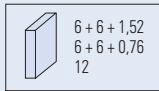
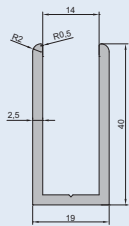
V-2040

V-2041

V-2036

- Canalina con bordi arrotondati.
- "U" channel.
- U-Profil Aluminium. L = 3000 mm

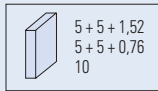
CR - IXE - AN



V-2037

- Canalina con bordi arrotondati.
- "U" channel.
- U-Profil Aluminium. L = 3000 mm

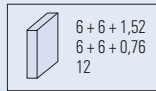
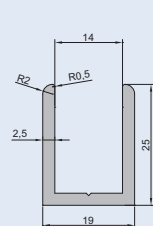
CR - IXE - AN



V-2038

- Canalina con bordi arrotondati.
- "U" channel.
- U-Profil Aluminium. L = 3000 mm

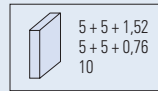
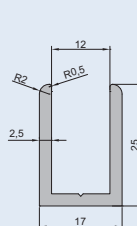
CR - IXE - AN



V-2039

- Canalina con bordi arrotondati.
- "U" channel.
- U-Profil Aluminium. L = 3000 mm

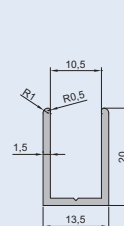
CR - IXE - AN



V-2040

- Canalina con bordi arrotondati.
- "U" channel.
- U-Profil Aluminium. L = 3000 mm

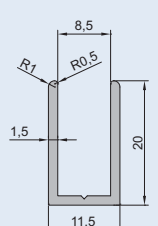
CR - IXE - AN



V-2041

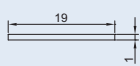

- Canalina con bordi arrotondati.
- "U" channel.
- U-Profil Aluminium. L = 3000 mm

CR - IXE - AN



V-2036 - T

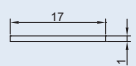

- Tappo per profilo
- Endcap
- EndKappe



PRICE LIST 2017 ► 130

V-2037 - T

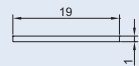
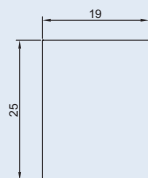
- Tappo per profilo
- Endcap
- EndKappe



PRICE LIST 2017 ► 130

V-2038 - T

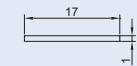
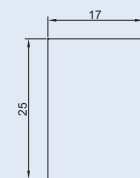
- Tappo per profilo
- Endcap
- EndKappe



PRICE LIST 2017 ► 130

V-2039 - T

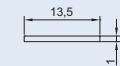
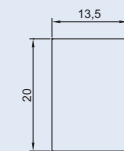
- Tappo per profilo
- Endcap
- EndKappe



PRICE LIST 2017 ► 130

V-2040 - T

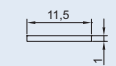
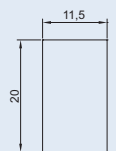
- Tappo per profilo
- Endcap
- EndKappe



PRICE LIST 2017 ► 130

V-2041 - T

- Tappo per profilo
- Endcap
- EndKappe



PRICE LIST 2017 ► 130

CANALINE "U" IN ALLUMINIO | U PROFILES IN ALUMINIUM | U-PROFILE AUS ALUMINIUM



B-138

B-137

B-136

BX-PT-C58

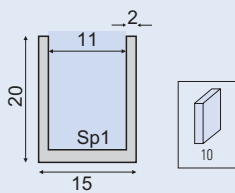
BX-PT-C56

B-138

- Canalina spigoli vivi.
- Sharp corner "U" channel.
- U-Profil Aluminium.

L = 3000 mm

CR - AN

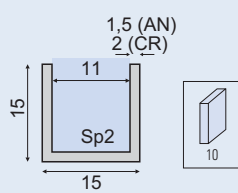


B-137

- Canalina spigoli vivi.
- Sharp corner "U" channel.
- U-Profil Aluminium.

L = 3000 mm

CR - AN

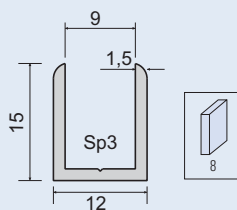


B-136

- Canalina con bordi arrotondati.
- "U" channel.
- "U"-Profil Aluminium.

L = 3000 mm

CR

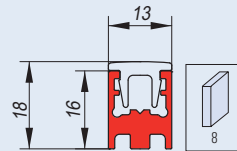


BX-PT-C58

- Profilo a terra.
- Floor profile.
- Bodenprofil.

L = 3000 mm

CR

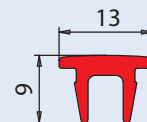


BX-PT-C56

- Coperchio per profilo a terra BX-PT-C58 per tratto entrata doccia.
- Cover profile for floor profile BX-PT-C58, shower entry.
- Profilabdeckung Bodenprofil BX-PT-C58, Duscheinstieg.

L = 3000 mm

CR



BX-PT-C56 (optional)

B-136-C60 (optional)

PRICE LIST 2017 ► 131

PRICE LIST 2017 ► 131

PRICE LIST 2017 ► 131

PRICE LIST 2017 ► 131

xla367b

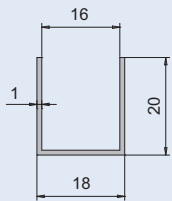
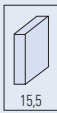
PRICE LIST 2017 ► 131

xla308

CANALINE "U" CON BORDO A SPIGOLO VIVO | U PROFILES | U-PROFILE

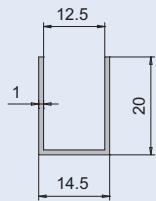
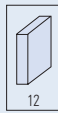


V-2021



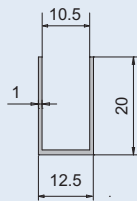
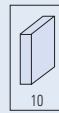
PRICE LIST 2017 ► 132

V-2020



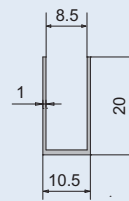
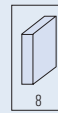
PRICE LIST 2017 ► 132

V-2016



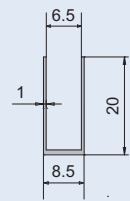
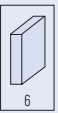
PRICE LIST 2017 ► 132

V-2017



PRICE LIST 2017 ► 132

V-2019

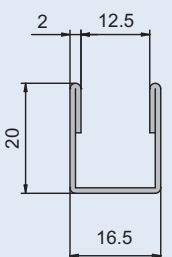
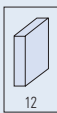


PRICE LIST 2017 ► 132

CANALINE "U" CON BORDO RIPIEGATO | U PROFILES WITH FOLDED EDGE | U-PROFILE MIT ABGERUNDETER KANTE

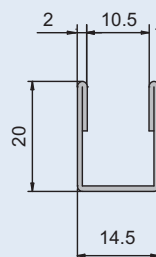
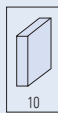


V-2030



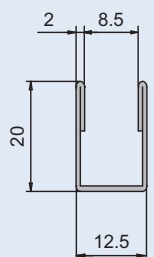
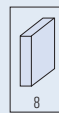
PRICE LIST 2017 ► 132

V-2016-R



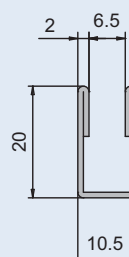
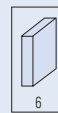
PRICE LIST 2017 ► 132

V-2017-R



PRICE LIST 2017 ► 132

V-2029

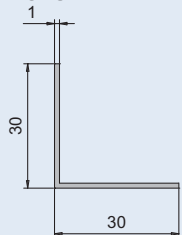


PRICE LIST 2017 ► 132

ANGOLARI | L PROFILES | L-PROFILE

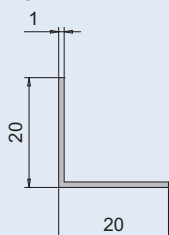


V-2025



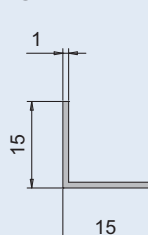
PRICE LIST 2017 ► **133**

V-2024



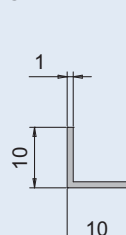
PRICE LIST 2017 ► **133**

V-2023



PRICE LIST 2017 ► **133**

V-2022

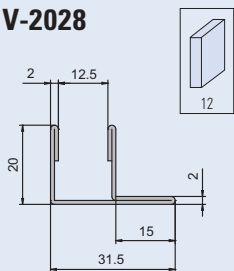


PRICE LIST 2017 ► **133**

CANALINE CON ALETTA LATERALE | U PROFILES WITH SIDE PLATE | U-PROFILE MIT SEITLICHER PLATTE

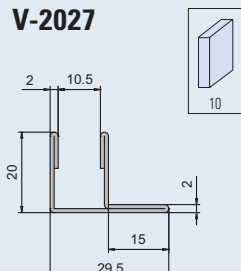


V-2028



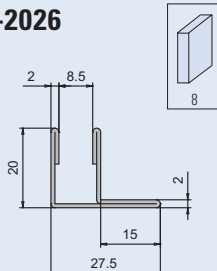
PRICE LIST 2017 ► **133**

V-2027



PRICE LIST 2017 ► **133**

V-2026

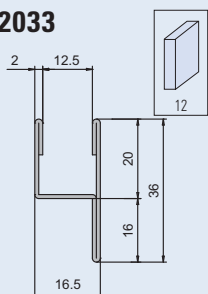


PRICE LIST 2017 ► **133**

CANALINE CON ALETTA | U PROFILES WITH PLATE | U-PROFILE MIT PLATTE

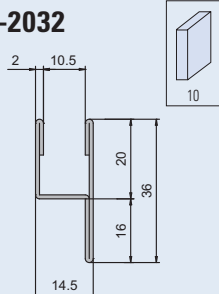


V-2033



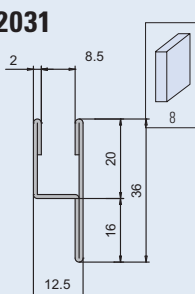
PRICE LIST 2017 ► **134**

V-2032



PRICE LIST 2017 ► **134**

V-2031



PRICE LIST 2017 ► **134**

BARRE DI SUPPORTO QUADRE SNODATE SQUARE | SQUARE SUPPORT BARS | ECKIGE STABILISATIONSSTANGEN

NEW

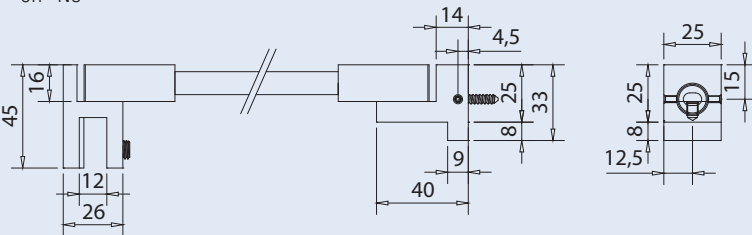
REGISTERED DESIGN



B-328

- Barra di supporto snodata Square riducibile a piacere muro/vetro.
- Square adjustable support bar wall/glass, it is possible to cut the bar to adjust its size.
- Eckige Stabilisationsstange Wand/Glas, beliebig Kürzbar.

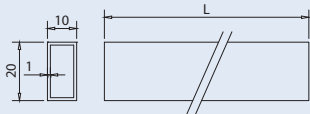
CR - NS



ART.	Lunghezza (A) Length (A) Länge (A)	Finitura Finish Oberflächen
B-328-500	500 mm	CR NS
B-328-1000	1000 mm	CR NS
B-328-1500	1500 mm	IL

PRICE LIST 2017 ► 136

xme386



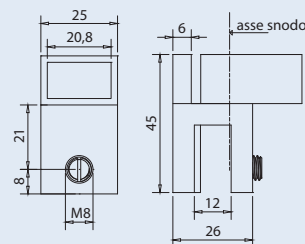
ART.	Lunghezza (A) Length (A) Länge (A)	Finitura Finish Oberflächen
B-318-500	500 mm	CR NS
B-318-1000	1000 mm	CR NS
B-318-1500	1500 mm	IL

PRICE LIST 2017 ► 136

B-320

- Attacco a vetro snodato per barra di supporto quadra.
- Adjustable glass connector for square support bar.
- Eckige Stabilisationsstange Glasanschluss verstellbar.

CR - NS

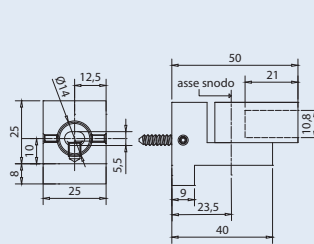


PRICE LIST 2017 ► 136

B-319

- Attacco a muro snodato per barra di supporto quadra.
- Adjustable wall connector for square support bar.
- Eckige Stabilisationsstange Wandanschluss verstellbar.

CR - NS

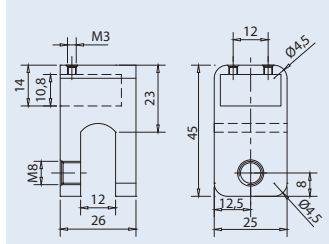


PRICE LIST 2017 ► 136

B-324

- Attacco a vetro cieco.
- Glass connector for square support bar.
- Eckige Stabilisationsstange Glasanschluss.

CR - NS



PRICE LIST 2017 ► 136

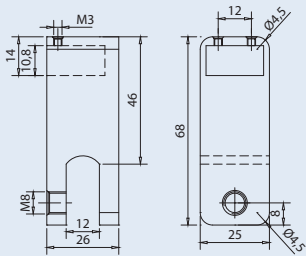
BARRE DI SUPPORTO QUADRE - SQUARE SUPPORT BARS - ECKIGE STABILISATIONSTANGEN



B-323

- Attacco a vetro cieco per barra di supporto quadra.
- Glass connector for square support bar.
- Eckige Stabilisationsstange Glasanschluss.

CR - NS



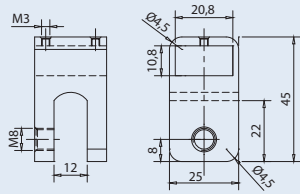
PRICE LIST 2017 ► 136



B-321

- Attacco a vetro 90° passante.
- Glass connector 90° for passage support bar.
- Glasanschluss 90° für Stabilisationsstange durchgehend.

CR - NS



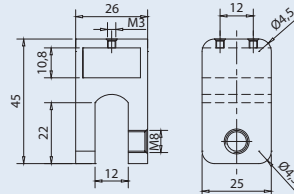
PRICE LIST 2017 ► 136



B-322

- Attacco a vetro in linea passante.
- Glass connector in-line for passage support bar.
- Glasanschluss in Linie für Stabilisationsstange durchgehend.

CR - NS



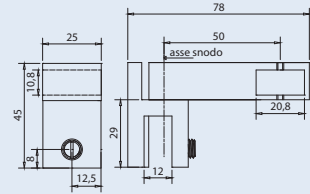
PRICE LIST 2017 ► 136



B-325

- Supporto centrale snodato per vetro fisso laterale.
- Adjustable T-connector side glass to support bar.
- Verstellbares T-Stück für Glas/Stange.

CR - NS



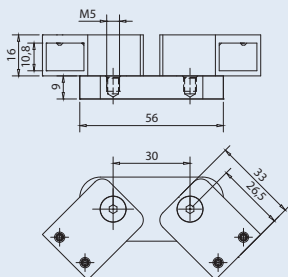
PRICE LIST 2017 ► 136



B-327

- Attacco snodato doppio.
- 2-Ways adjustable connector.
- Verstellbarer Anschluss 2-Wege

CR - NS



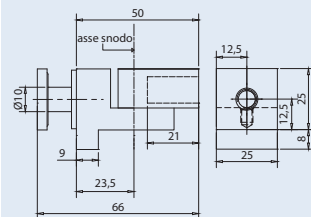
PRICE LIST 2017 ► 136



B-326

- Attacco snodato montaggio a vetro.
- Adjustable connector for glass installation.
- Verstellbarer Anschluss für Glasmontage.

CR - NS



PRICE LIST 2017 ► 136



BARRE DI SUPPORTO QUADRE SNODATE SQUARE | SQUARE SUPPORT BARS | ECKIGE STABILISATIONSSTANGEN

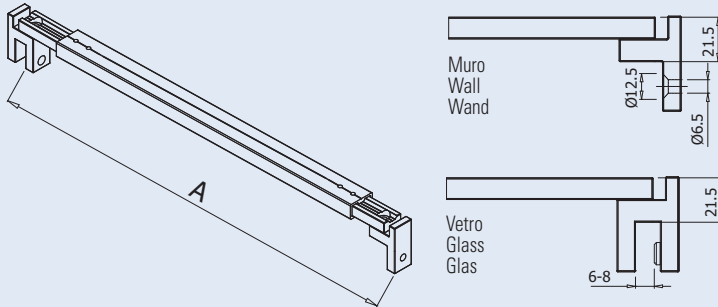
B BOX DOCCIA
SHOWER BOX



B-311

- Barra di supporto regolabile muro/vetro.
- Adjustable support bar wall/glass.
- Eckige Stabilisationsstange Wand/Glas, verstellbar.

CR



ART.	Lunghezza (A) Length (A) Verstellbarkeit (A)	Finitura Finish Oberflächen
B-314-300	300 mm	CR
B-314-700	700 mm	CR
B-314-1100	1100 mm	CR
B-314-1700	1700 mm	CR
B-314-3000	3000 mm	CR

PRICE LIST 2017 ► 135

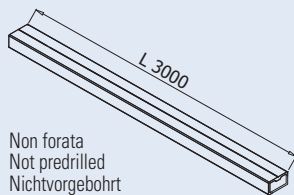
xme202



B-314

- Barra centrale Square varie lunghezze.
- Square centre bar in different lengths.
- Square Stange in verschiedene Länge.

CR



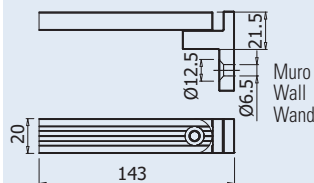
PRICE LIST 2017 ► 135

xme202

B-316

- Attacco a muro per barra di supporto quadra Square.
- Wall fitting for Square support bar.
- Square Stabilisationsstange Wandanschluss.

CR



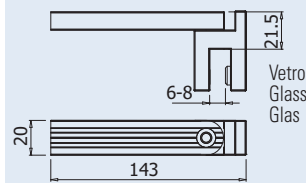
PRICE LIST 2017 ► 135

xme202

B-317

- Attacco a vetro per barra di supporto quadra Square.
- Glass fitting for Square support bar.
- Square Stabilisationsstange Glasanschluss.

CR



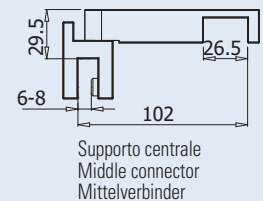
PRICE LIST 2017 ► 135

xme202

B-313

- Supporto centrale per vetro fisso laterale.
- Middle connector glass fitting/Square bar support.
- Mittelverbinder Glasanschluss/Square Stabilisationsstange.


CR



PRICE LIST 2017 ► 135

xme202

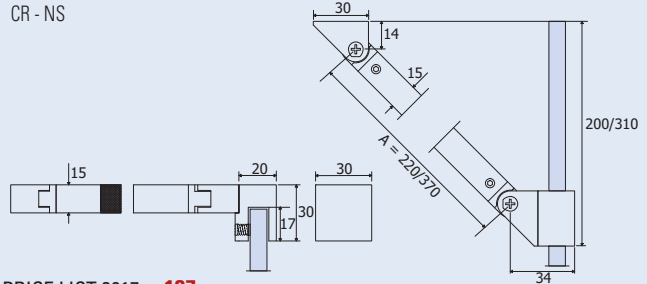
BARRE DI SUPPORTO QUADRE - SQUARE SUPPORT BARS - ECKIGE STABILISATIONSTANGEN



B-511-220 / B-511-370

- Barra di supporto quadra angolare snodata vetro/muro.
- Square support bar wall/glass.
- Eckige Stabilisationsstange Wand/Glas.

CR - NS



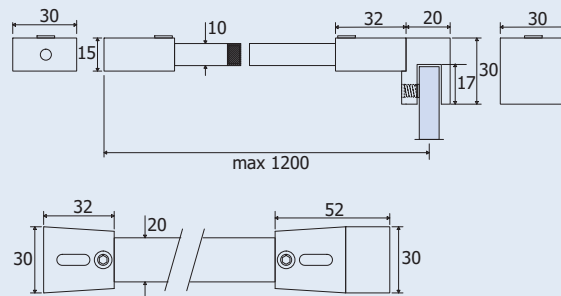
PRICE LIST 2017 ► 137




B-521

- Barra di supporto quadra a 90° vetro/muro.
- Square support bar wall/glass 90°.
- Eckige Stabilisationsstange Wand/Glas 90°.

CR - NS



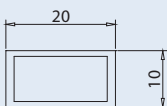
PRICE LIST 2017 ► 137



B-529

- Barra centrale quadra per B-527, B-528 L=1200 mm.
- Square support bar for B-527, B-528 L=1200 mm.
- Eckige Stabilisationsstange für B-527, B-528 L=1200 mm.

CR



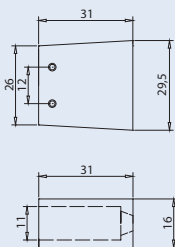
PRICE LIST 2017 ► 137



B-528

- Attacco a muro per barra di supporto quadra B-529.
- Wall fitting for B-529 support bar.
- B-529 Stabilisationsstange Wandanschluss.

CR



PRICE LIST 2017 ► 137

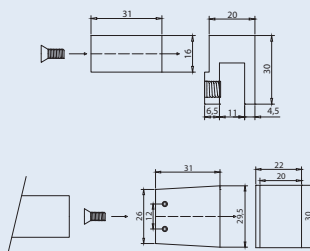
xme397



B-527


- Attacco a vetro per la barra quadra B-529.
- Glass fitting for support bar B-529.
- Glasanschluss für Stabilisationsstange B-529 zu können.

CR - NS



PRICE LIST 2017 ► 137

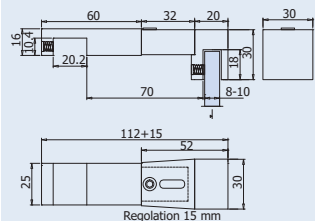
xme396



B-523

- Supporto centrale per vetro fisso laterale con barra B-521 / B-529.
- Middle connector glass fitting/Square bar support B-521 / B-529.
- Mittelverbinder Glasanschluss/Square Stabilisationsstange B-521 / B-529.

CR - NS



PRICE LIST 2017 ► 137

xmc203

BARRE DI SUPPORTO TONDE | ROUND SUPPORT BARS | RUNDE STABILISATIONSSTANGEN

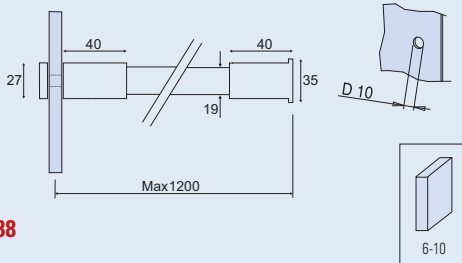


B-171

- Barra di fissaggio vetro/muro.
- Glass to wall fixing bar.
- Stabilisationsstange Glas/Wand.

CR - NS

PRICE LIST 2017 ► 138

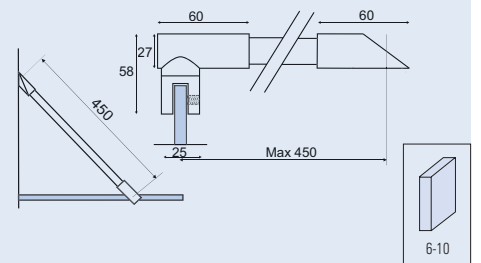


B-160

- Barra di fissaggio vetro/muro 45°.
- Glass to wall 45° fixing bar.
- Stabilisationsstange Glas-Wand 45°.

CR - NS

PRICE LIST 2017 ► 138

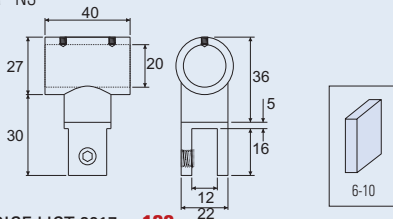


B-163

- Attacco a vetro foro passante per tubo Ø 19 mm.
- Glass clamp for 19 mm tube.
- Rohrverbinder/Glas für Rohr Ø 19 mm.

CR - NS

PRICE LIST 2017 ► 138

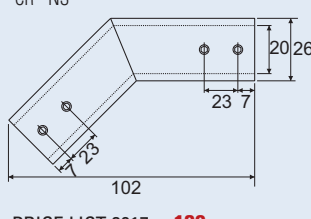


B-164

- Raccordo a 135° per tubo Ø19 mm.
- 135° connector for 19 mm tube Forged brass.
- Rohrverbinder 135° für Rohr Ø 19 mm.

CR - NS

PRICE LIST 2017 ► 138

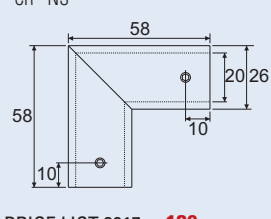


B-165

- Raccordo a 90° per tubo Ø19 mm.
- 90° connector for 19 mm tube.
- Rohrverbinder 90° für Rohr Ø 19 mm.

CR - NS

PRICE LIST 2017 ► 139

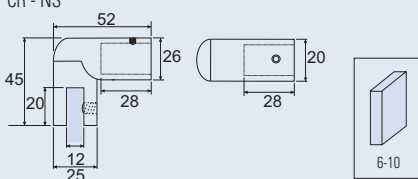


B-166

- Terminali per barra.
- Articuled glass to wall bar.
- Drehbar Messing geschmiedet.

CR - NS

PRICE LIST 2017 ► 138

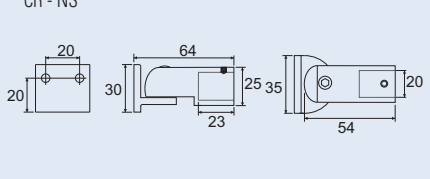


B-167

- Fermavetro snodata a muro.
- Ends Forged brass.
- Halterungen für Stabilisationsstange.

CR - NS

PRICE LIST 2017 ► 138

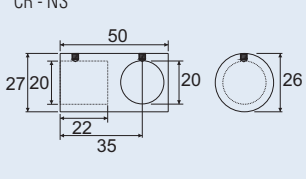


B-172

- Raccordo di congiunzione a 90° per tubo Ø 19 mm.
- Forged brass 90° connection joint for 19 mm tube.
- Stabilisationsstange T-Stück für 19 mm Rohr.

CR - NS

PRICE LIST 2017 ► 138



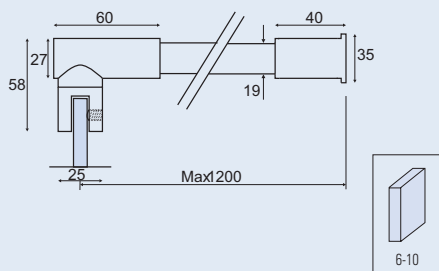


B-161

- Barra di fissaggio vetro/muro 90°.
- Glass to wall 90° fixing bar.
- Stabilisationsstange Glas-Wand.

CR - NS

PRICE LIST 2017 ► 138

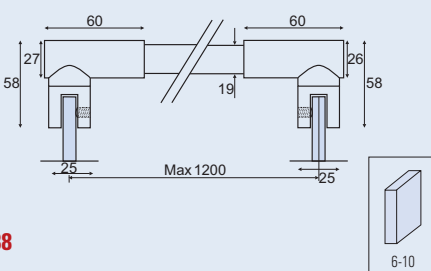


B-162

- Barra di fissaggio vetro/vetro.
- Glass to glass fixing bar.
- Stabilisationsstange Glas-Glas.

CR - NS

PRICE LIST 2017 ► 138

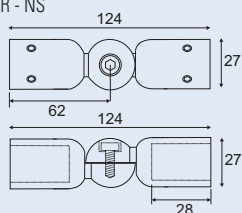


B-173

- Raccordo regolabile per tubo Ø 19 mm.
- Adjustable connector for Ø 19 mm tube.
- Verbinder für 19 mm Rohr Verstellbar.

CR - NS

PRICE LIST 2017 ► 139


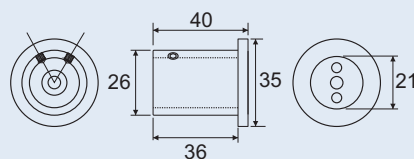


B-174

- Terminale a muro per barre fermavetro Ø 19 mm.
- Wall fixing bar end for Ø 19 mm tube.
- Drehbar Halterungen für Stabilisationsstange.

CR - NS

PRICE LIST 2017 ► 138


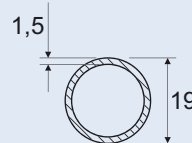


B-175

- Tubo inox lucido Ø 19 mm lunghezza 1200 mm.
- Polished stainless steel tube Ø 19 mm L=1200 mm.
- Halterungen für Stabilisationsstange.

CR - NS

PRICE LIST 2017 ► 138

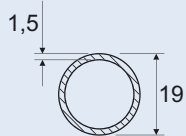


B-176

- Tubo inox lucido Ø 19 mm lunghezza 2000 mm.
- Polished stainless steel tube Ø 19 mm L=2000 mm.
- Edelstahl Rohr Ø 19 - Poliert.

CR - NS

PRICE LIST 2017 ► 138

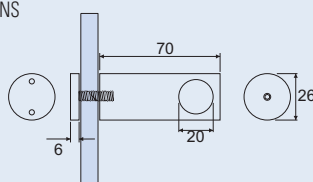


B-181

- Raccordo vetro-barra a 90°.
- Connector Glass-bar 90°.
- Verbinder Glas/Rohr 90°.

CR - NS

PRICE LIST 2017 ► 139

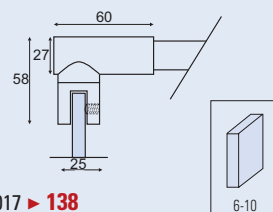


B-185

- Attacco a vetro per tubo Ø 19 mm. Ottone forgiato.
- Glass clamp for 19 mm tube. Forged brass.
- Rohrverbinder / Glas für Rohr Ø 19 mm. Messing geschmiedet.

CR - NS

PRICE LIST 2017 ► 138

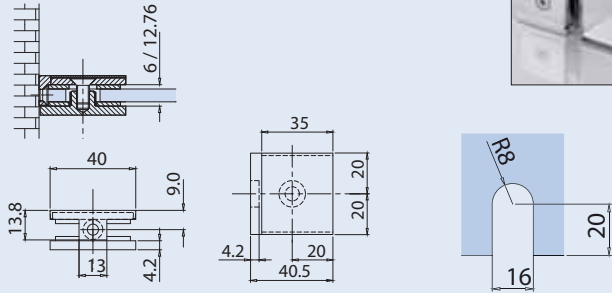




B-155-40

- Morsetto 40x40 mm vetro/muro. Materiale: Ottone.
- Glass to wall clamp 40x40 mm. Material: Brass.
- Verbinder Glas-Wand, 40x40 mm mit nicht sichtbaren Schrauben. Material: Messing.

CR - NS



PRICE LIST 2017 ▶ 142

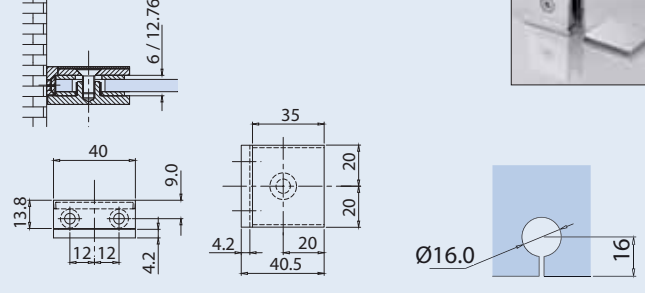
xme312



B-154-40

- Morsetto 40x40 mm vetro/muro. Materiale: Ottone.
- Glass to wall clamp 40x40 mm. Material: Brass.
- Verbinder Glas-Wand, 40x40 mm mit nicht sichtbaren Schrauben. Material: Messing.

CR - NS



PRICE LIST 2017 ▶ 142

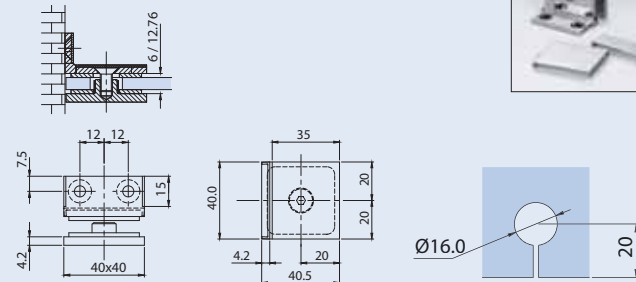
xme312



B-156-40

- Morsetto angolare 90° 40x40 mm vetro/muro. Materiale: Ottone.
- Glass to wall angular clamp 90° 40x40 mm. Material: Brass.
- Winkelverbinder Glas-Wand 90°, 40x40 mm mit nicht sichtbaren Schrauben. Material: Messing.

CR - NS



PRICE LIST 2017 ▶ 142

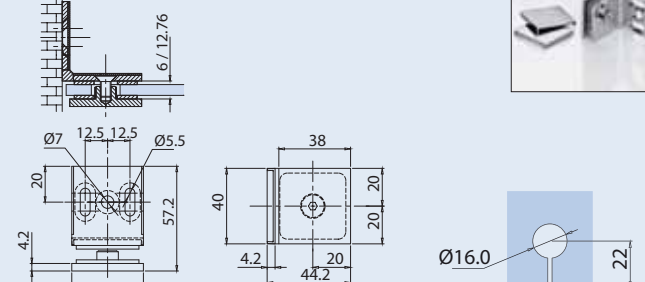
xme313



B-152-40

- Morsetto angolare 40x40 mm vetro/muro 90°. Materiale: Ottone.
- Glass to wall 90° angular clamp 40x40 mm. Material: Brass.
- Winkelverbinder Glas-Wand 90°, 40x40 mm mit nicht sichtbaren Schrauben. Material: Messing.

CR - NS



PRICE LIST 2017 ▶ 142

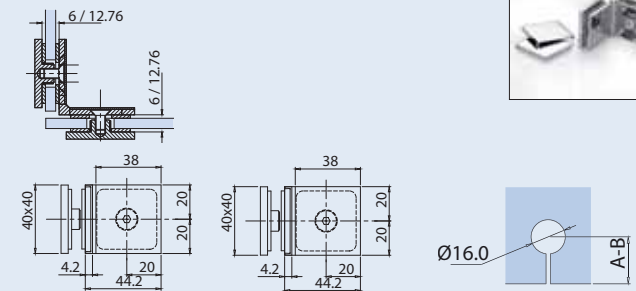
xme312



B-153-40

- Morsetto angolare 40x40 mm vetro/vetro 90°. Materiale: Ottone.
- Glass to glass 90° angular clamp 40x40 mm. Material: Brass.
- Winkelverbinder Glas-Glas 90°, 40x40 mm mit nicht sichtbaren Schrauben. Material: Messing.

CR - NS



PRICE LIST 2017 ▶ 142

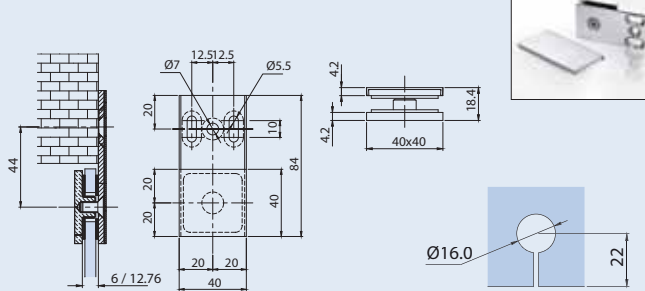
xme312



B-157-40

- Morsetto 40x40 mm vetro/muro 180°. Materiale: Ottone.
- Glass to wall clamp 180° 40x40 mm. Material: Brass.
- Verbinder Glas-Wand 180°, 40x40 mm mit nicht sichtbaren Schrauben. Material: Messing.

CR - NS



PRICE LIST 2017 ▶ 142

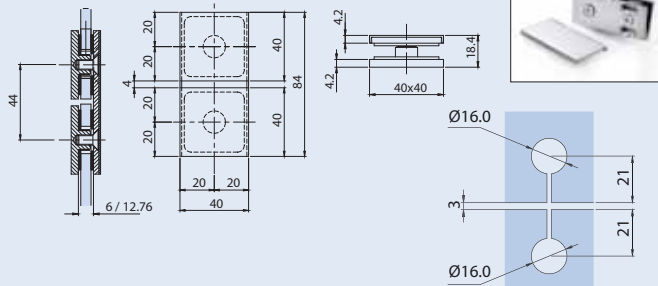
xme313



B-158-40

- Morsetto 40x40 mm vetro/vetro 180°. Materiale: Ottone.
- Glass to glass clamp 180°, 40x40 mm. Material: Brass.
- Verbinder Glas-Glas 180°, 40x40 mm mit nicht sichtbaren Schrauben. Material: Messing.

CR - NS



PRICE LIST 2017 ► 142

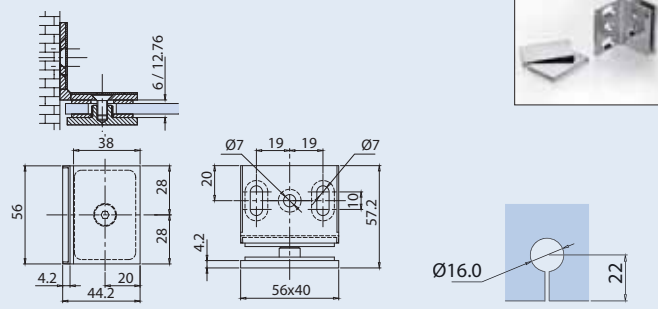
xme313



B-182

- Morsetto angolare 56x40 mm vetro/muro 90°. Materiale: Ottone.
- Glass to wall 90° angular clamp 56x40 mm. Material: Brass.
- Winkelverbinder Glas-Wand 90°, 56x40 mm mit nicht sichtbaren Schrauben. Material: Messing.

CR - NS



PRICE LIST 2017 ► 142

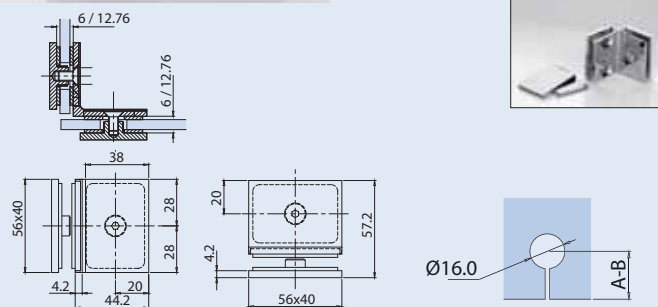
xme314



B-183

- Morsetto angolare 56x40 mm vetro/vetro 90°. Materiale: Ottone.
- Glass to glass 90° angular clamp 56x40 mm. Material: Brass.
- Winkelverbinder Glas-Glas 90°, 56x40 mm mit nicht sichtbaren Schrauben. Material: Messing.

CR - NS



PRICE LIST 2017 ► 142

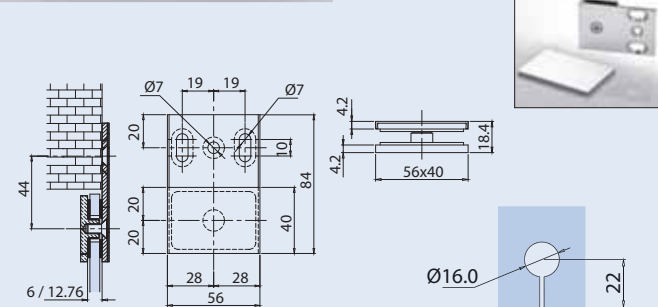
xme314



B-187

- Morsetto 56x40 mm vetro/muro 180°. Materiale: Ottone.
- Glass to wall clamp 180°, 56x40 mm. Material: Brass.
- Verbinder Glas-Wand 180°, 56x40 mm mit nicht sichtbaren Schrauben. Material: Messing.

CR - NS



PRICE LIST 2017 ► 142

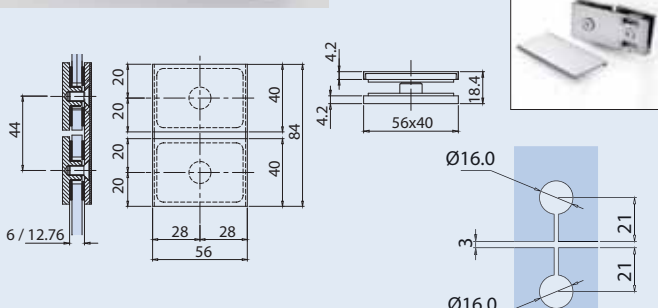
xme314



B-188

- Morsetto 56x40 mm vetro/vetro 180°. Materiale: Ottone.
- Glass to glass clamp 180°, 56x40 mm. Material: Brass.
- Verbinder Glas-Glas 180°, 56x40 mm mit nicht sichtbaren Schrauben. Material: Messing.

CR - NS



PRICE LIST 2017 ► 142

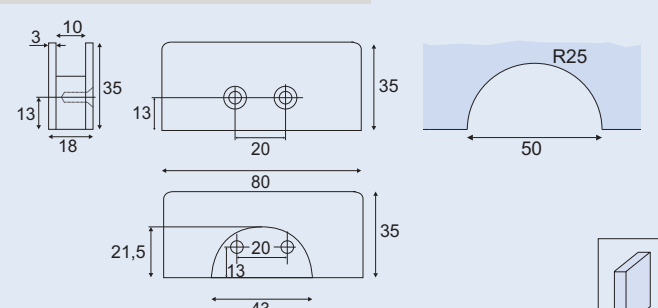
xme314



B-110

- Morsetto vetro/muro a filo. Materiale: Ottone.
- Glass to wall clamp. Material: Brass.
- Verbinder Glas-Wand. Material: Messing.

CR - NS



PRICE LIST 2017 ► 143

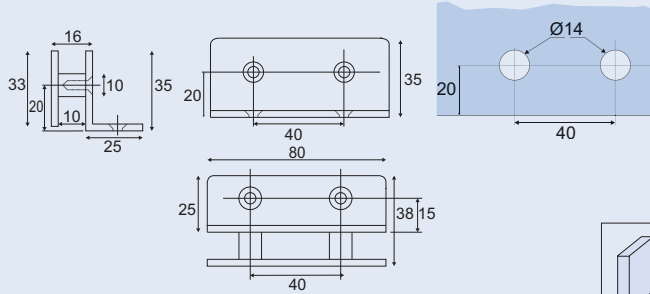
6-10



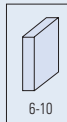
B-111

- Morsetto angolare vetro/vetro 90°.
Materiale: Ottone.
- Glass to glass 90° angular clamp.
Material: Brass.
- Winkelverbinder Glas-Wand 90°.
Material: Messing.

CR - NS



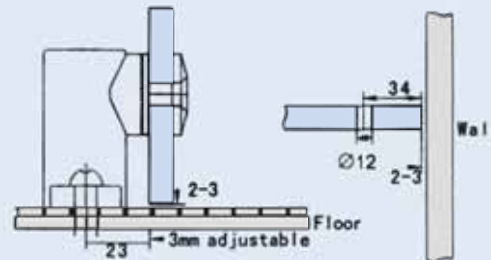
PRICE LIST 2017 ▶ 143



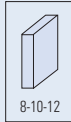
B-20

- Ragnetto muro/vetro.
Materiale: Inox.
- Connector glass/wall.
Material: Stainless.
- Winkelverbinder Glas/Wand.
Material: Edelstahl.

IX - IL



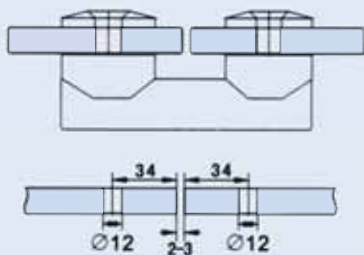
PRICE LIST 2017 ▶ 143



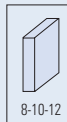
B-25

- Barra di connessione 2 vetri.
Materiale: Inox.
- Connecting rod for 2 glass.
Material: Stainless.
- Verbinder 2 Gläser.
Material: Edelstahl.

IX - IL



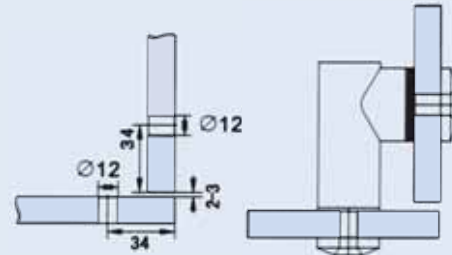
PRICE LIST 2017 ▶ 143



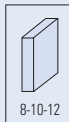
B-21

- Ragnetto vetro/vetro.
Materiale: Inox.
- Connector glass/glass.
Material: Stainless.
- Winkelverbinder Glas/Glas.
Material: Edelstahl.

IX - IL



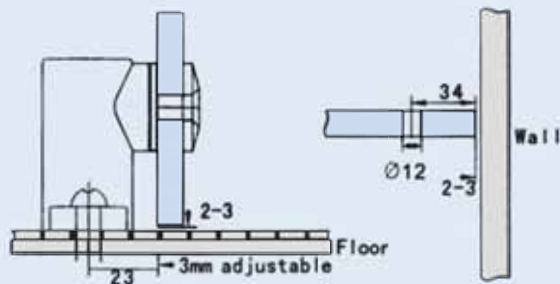
PRICE LIST 2017 ▶ 143



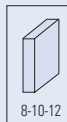
B-30

- Ragnetto muro/vetro.
Materiale: Inox.
- Connector glass/wall.
Material: Stainless.
- Winkelverbinder Glas/Wand.
Material: Edelstahl.

IX - IL



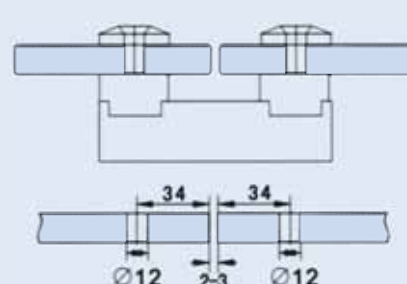
PRICE LIST 2017 ▶ 143



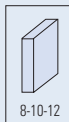
B-35

- Barra di connessione 2 vetri.
Materiale: Inox.
- Connecting rod for 2 glass.
Material: Stainless.
- Verbinder 2 Gläser.
Material: Edelstahl.

IX - IL



PRICE LIST 2017 ▶ 143

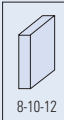
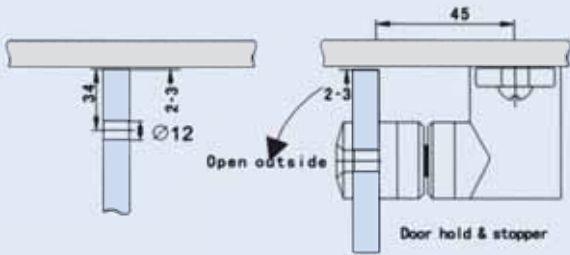




B-16

- Fermaporta con attacco a terra e calamita.
- Materiale: Inox.
- Magnetic door hold and stopper wall/glass.
- Material: Stainless.
- Magnetische Türstopper Wand/Glas.
- Material: Edelstahl.

IX - IL



PRICE LIST 2017 ▶ 143

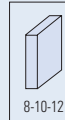
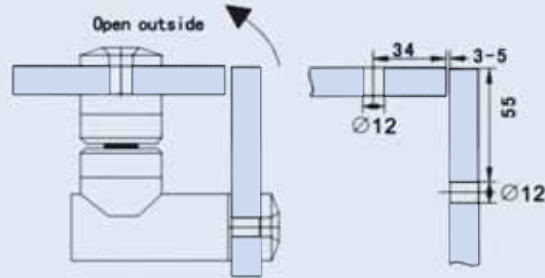
8-10-12



B-17


- Fermaporta con attacco a vetro e calamita.
- Materiale: Inox.
- Magnetic door hold and stopper glass/glass.
- Material: Stainless.
- Magnetische Türstopper Glas/Glas.
- Material: Edelstahl.

IX - IL



PRICE LIST 2017 ▶ 143

8-10-12




B-122 optional

B-120

- Portasalvietta montato a vetro L=600 mm, pomolino B-122 optional.
- Glass mounted towel bar L=600 mm, knob B-122 optional.
- Handtuchhalter für Glas L=600 mm, Knopf B-122 optional.

CR



PRICE LIST 2017 ▶ 140

xme452

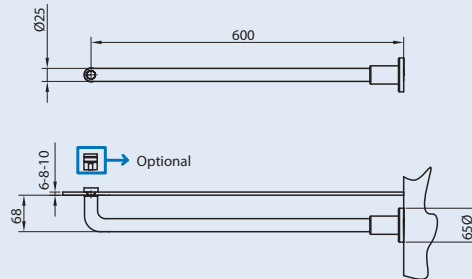


B-122 optional

B-121

- Portasalvietta montato a vetro/muro L=600 mm, pomolino B-122 optional.
- Glass/wall mounted towel bar L=600 mm, knob B-122 optional.
- Handtuchhalter für Glas/Wand L=600 mm, Knopf B-122 optional.

CR



PRICE LIST 2017 ▶ 140

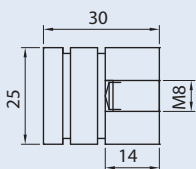
xme451



B-122

- Pomolo optional per portasalvietta.
- Knob optional for towel bar.
- Knopf optional für Handtuchhalter.

CR



PRICE LIST 2017 ▶ 140

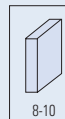
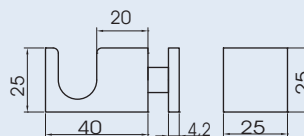
xme450



B-186

- Pomolo appendi salvietta montato a vetro.
- Knob towel bar for glass.
- Knopf Handtuchhalter, für Glas.


CR



PRICE LIST 2017 ▶ 140

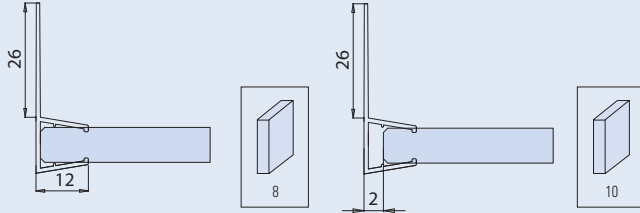
xme-414

8-10




B-151-26

- Guarnizione per scorrevoli in PVC trasparente.
- Sliding doors seal transparent PVC.
- PVC Dichtprofil für Schiebetüren.



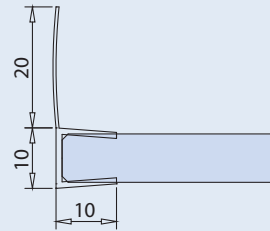
PRICE LIST 2017 ► 144

xme390-B



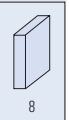
B-151-20

- Guarnizione per scorrevoli in PVC trasparente.
- Sliding doors seal transparent PVC.
- PVC Dichtprofil für Schiebetüren.



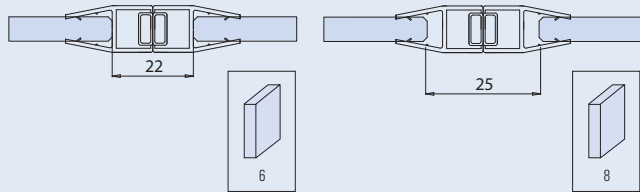
PRICE LIST 2017 ► 144

xme390-C



B-141-8

- Guarnizione magnetica.
- Pvc magnetic seal.
- Pvc Magnetdichtung für Glas-Glas.



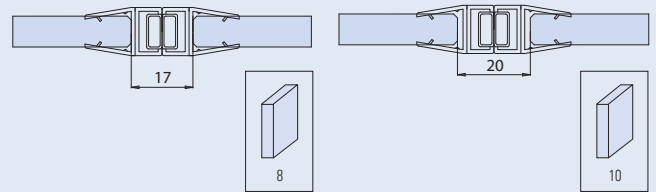
PRICE LIST 2017 ► 144

xme390-A



B-141-10

- Guarnizione magnetica.
- Pvc magnetic seal.
- Pvc Magnetdichtung für Glas-Glas.



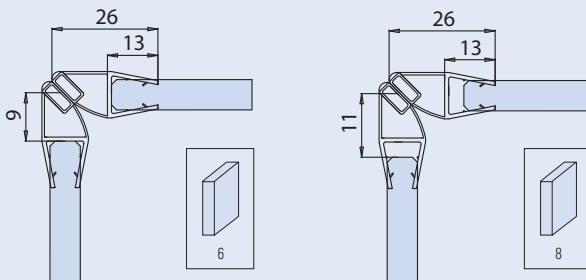
PRICE LIST 2017 ► 144

xme390-A



B-143-8

- Guarnizione magnetica in PVC trasparente.
- PVC magnetic seal transparent PVC.
- PVC Magnetdichtung für Glas-Glas 90°.



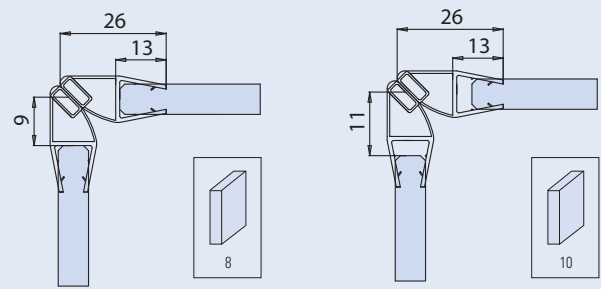
PRICE LIST 2017 ► 144

xme390-B



B-143-10

- Guarnizione magnetica in PVC trasparente.
- PVC magnetic seal transparent PVC.
- PVC Magnetdichtung für Glas-Glas 90°.



PRICE LIST 2017 ► 144

xme390-B



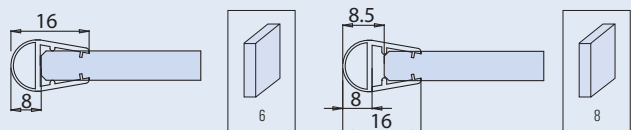
B-145-8

- Guarnizione a palloncino vetro/muro in PVC trasparente.
- Glass to wall ball seal transparent PVC.
- PVC Dichtprofil Glas-Wand.



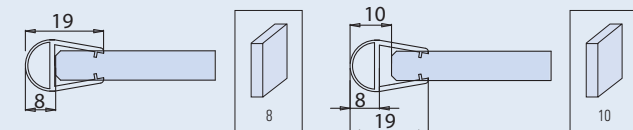
B-145-10

- Guarnizione a palloncino vetro/muro in PVC trasparente.
- Glass to wall ball seal transparent PVC.
- PVC Dichtprofil Glas-Wand.



PRICE LIST 2017 ► 144

xme390-A



PRICE LIST 2017 ► 144

xme390-A



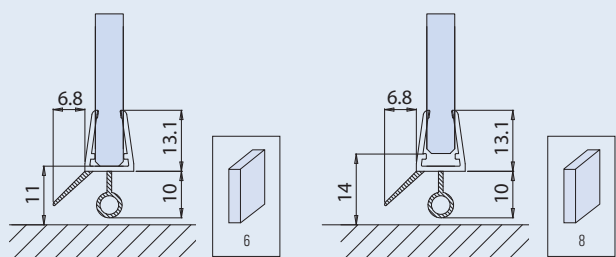
B-147-8

- Guarnizione gocciolatoio in PVC trasparente.
- Drip flap seal transparent PVC.
- Pvc Dichtprofil für den unteren Wannenanschluss.



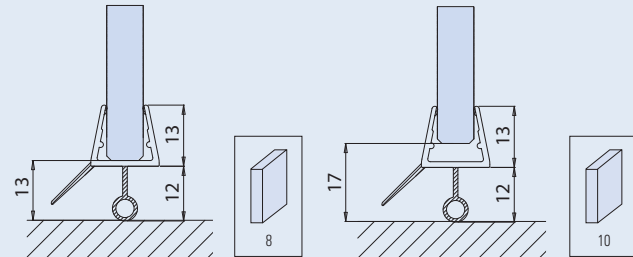
B-147-10

- Guarnizione gocciolatoio in PVC trasparente.
- Drip flap seal transparent PVC.
- Pvc Dichtprofil für den unteren Wannenanschluss.



PRICE LIST 2017 ► 145

xme390-A



PRICE LIST 2017 ► 145

xme390-A



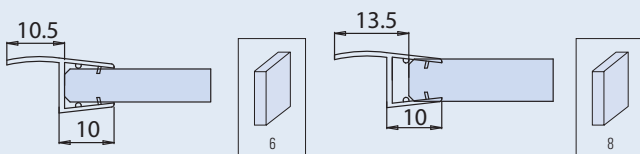
B-149-8

- Guarnizione vetro/vetro in PVC trasparente.
- Door stop seal transparent PVC.
- PVC Dichtprofil für Glas-Glas 180°.



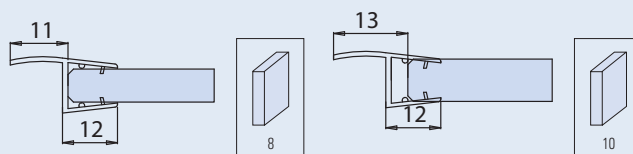
B-149-10

- Guarnizione vetro/vetro in PVC trasparente.
- Door stop seal transparent PVC.
- PVC Dichtprofil für Glas-Glas 180°.



PRICE LIST 2017 ► 144

xme390-B



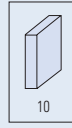
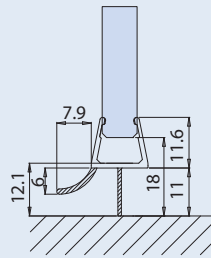
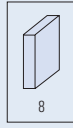
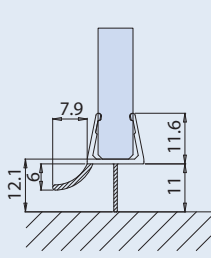
PRICE LIST 2017 ► 144

xme390-B



B-152-8

- Guarnizione gocciolatoio in PVC trasparente.
- Drip flap seal in transparent PVC.
- PVC Dichtprofil für den unteren Wannenschluss, für 8 und 10 mm Glas.



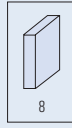
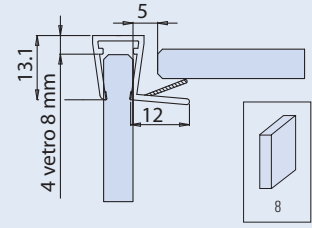
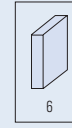
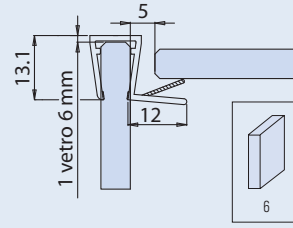
PRICE LIST 2017 ► 145

xme390-B




B-153-8

- Guarnizione a battuta in PVC trasparente.
- Seal profile glass-glass 90° with door stop in transparent PVC.
- PVC Dichtprofil glass-glass 90° mit Türanschlag, für 6 und 8 mm Glas.



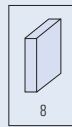
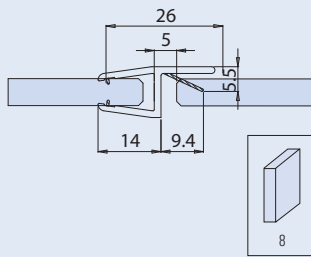
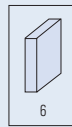
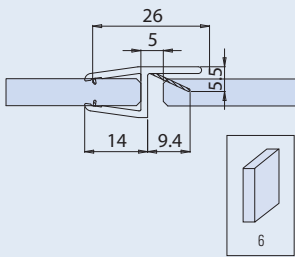
PRICE LIST 2017 ► 145

xme390-A



B-154-8

- Guarnizione "H" a battuta in PVC trasparente.
- Seal profile glass-glass 90° with door stop in transparent PVC.
- PVC Dichtprofil glass-glass 180° mit Türanschlag.



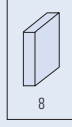
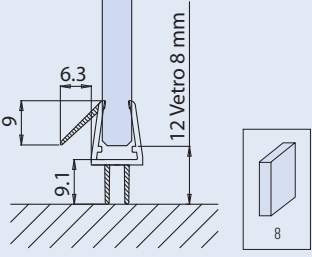
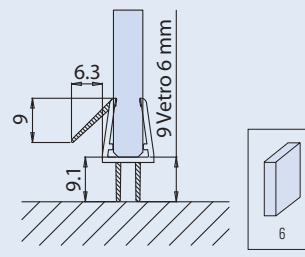
PRICE LIST 2017 ► 145

xme390-B




B-155-8

- Guarnizione con diga e deflettore in PVC trasparente.
- Drip flap seal in transparent PVC.
- PVC Dichtprofil für den unteren Wannenschluss.



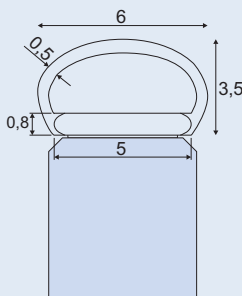
PRICE LIST 2017 ► 145

xme390-A



WRU-S 60/40 R

- Guarnizione neutra per vetro 8 mm. con fissaggio adesivo.
- Neutral gasket for glass 8 mm.



PRICE LIST 2017 ► 145







A

SISTEMI SCORREVOLI
SLIDING DOOR SYSTEMS
SCHIEBETÜRSYSTEME

6

B

BOX DOCCIA
SHOWER BOX
DUSCHKABINEN

111

C

PARETI MOBILI
SLIDING WALLS
SCHIEBEWÄNDE

189

D

PARETI DIVISORIE E STIPITI
PARTITION WALLS AND FRAMES
TRENNWÄNDE UND ALUMINIUMZARGEN

223

E

SERRATURE E CERNIERE
LOCKS AND HINGES
SCHLÖSSER UND BÄNDER

269

F

MANIGLIE MANIGLIONI POMOLI
DOORHANDLES PULLHANDLES KNOBS
TÜRGRIFFE STOSSGRIFFE KNÖPFE

299

G

PORTE ESTERNE
PATCH FITTINGS
GANZGLASANLAGEN

311

H

BALAUSTRE E PENSILINE
RAILING AND CANOPY SYSTEMS
GANZGLASGELÄNDER UND VORDACH SYSTEME

341

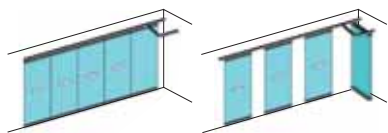
I

DISTANZIALI, MORSETTI E ACCESSORI
POINT FITTINGS, CLAMPS AND ACCESSORIES
PUNKTHALTERUNGEN, KLEMMBEFESTIGUNGEN
UND ZUBEHÖR

427

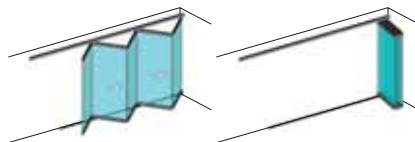
SCORREVOLI A PARCHEGGIO

- Con baia di parcheggio e senza guida a terra.
- Sliding stacking system with parking bay and without bottom guide channel
- Ganzglas-Schiebewandssysteme mit Parkraum und ohne Bodenführung.



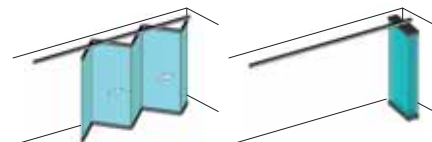
SCORREVOLI A LIBRO

- Con guida a terra.
- Sliding folding system with bottom guide channel
- falt-Schiebewandssysteme mit Bodenführung.



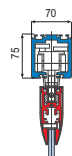
SCORREVOLI A SOFFIETTO

- Senza guida a terra.
- Central folding sliding system without floor rail
- falt-Schiebewandssysteme mit mittiger Faltung ohne Bodenführung.



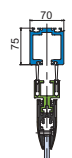
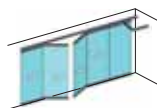
PA-200 PARK LINE 1

►192



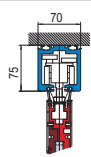
PA-300 PARK LINE 2

►193



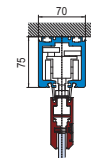
PA-400 do-it-yourself

►194



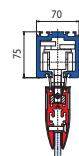
PA-500 do-it-yourself

►195



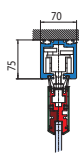
PA-250 LIBRO FOLDING

►196



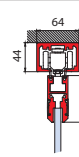
PA-450 LIBRO FOLDING do-it-yourself

►197



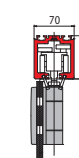
PA-550 LIBRO FOLDING do-it-yourself

►198



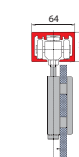
L-1000 LIBRO FOLDING

►199



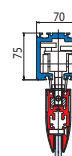
L-1500 LIBRO FOLDING

►199



PA-260 CENTRAL FOLDING

►200



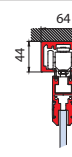
PA-460 CENTRAL FOLDING do-it-yourself

►201



PA-560 CENTRAL FOLDING do-it-yourself

►202



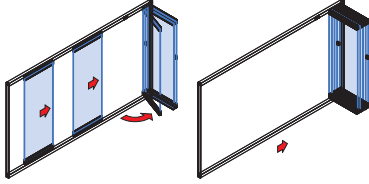
L-2500 CENTRAL FOLDING

►203



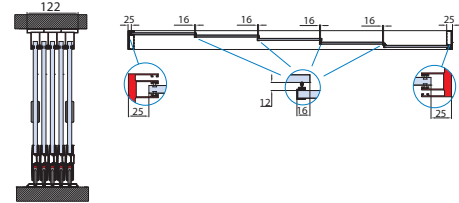
SISTEMI BALCONGLAS

- Pareti mobili, senza baia di parcheggio
- Balconglas sliding stacking systems without parking bay
- Schiebewandsysteme Balconglas ohne Parkraum



LOGGIAGLAS

- Sistema scorrevole telescopico studiato per balconi, logge e verande.
- Telescopic sliding system for balcony, Loggia and terrace.
- Teleskop Schiebetürsystem für Balkon und Loggiaverglasungen.



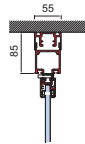
FALCINO



FALCINO

SISTEMA CON CANALINA
SYSTEMS WITH BOTTOM GUIDE
SYSTEM MIT BODENFÜHRUNG

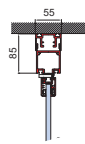
►204



FALCINO PARK

SISTEMA SENZA CANALINA
SYSTEMS WITHOUT BOTTOM GUIDE
SYSTEM OHNE BODENFÜHRUNG

►206



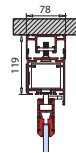
BALCONGLAS FALCE



BGF FALCE

SISTEMA CON CANALINA
SYSTEMS WITH BOTTOM GUIDE
SYSTEM MIT BODENFÜHRUNG

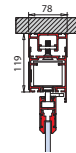
►212



BGF PARK FALCE

SISTEMA SENZA CANALINA
SYSTEMS WITHOUT BOTTOM GUIDE
SYSTEM OHNE BODENFÜHRUNG

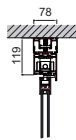
►213



BG-150 FALCE VETROCAMERA

SISTEMA CON CANALINA
SYSTEMS WITH BOTTOM GUIDE
SYSTEM MIT BODENFÜHRUNG

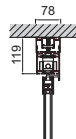
►208



BG-150 PARK FALCE VETROCAMERA


SISTEMA SENZA CANALINA
SYSTEMS WITHOUT BOTTOM GUIDE
SYSTEM OHNE BODENFÜHRUNG

►210



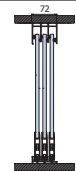
LG-100

►214



LG-200

►216

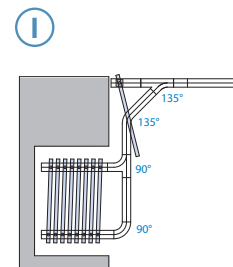
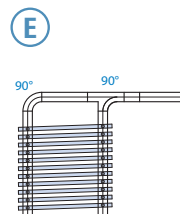
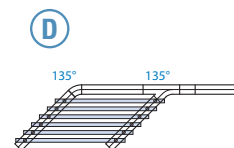
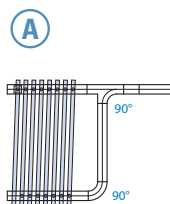

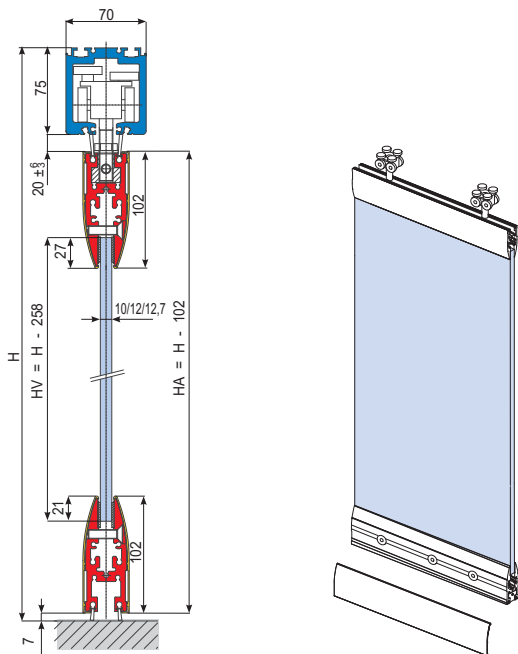
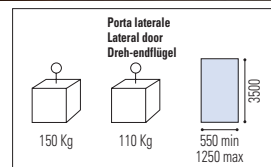


SCORREVOLI A PARCHEGGIO | SLIDING STACKING SYSTEMS | GANZGLAS-SCHIEBEWANDSYSTEME

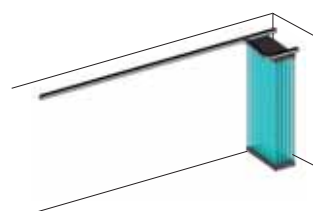
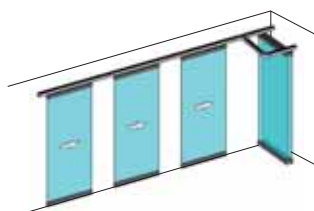
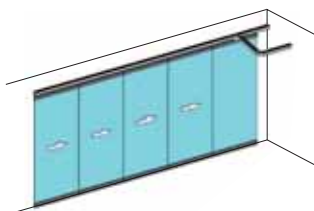
PA-200 PARK LINE 1



- Sistema scorrevole a parcheggio fornito con profili fermavetro a misure su richiesta dal cliente, senza necessità di fori nel vetro.
- Sliding stacking system with glass fixing profiles made to measure upon client's request, no need to make holes in the glass.
- Schiebesystem mit Parkraum, kundenspezifische Glasleistenprofile ohne Glasbohrungen.



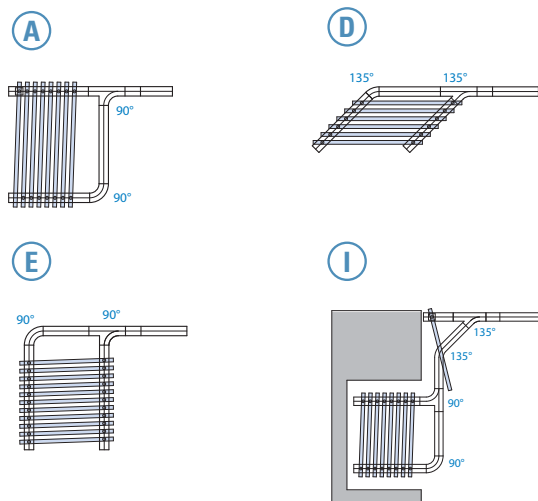
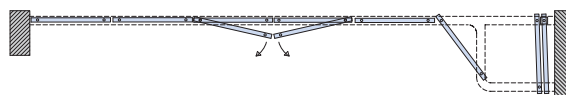
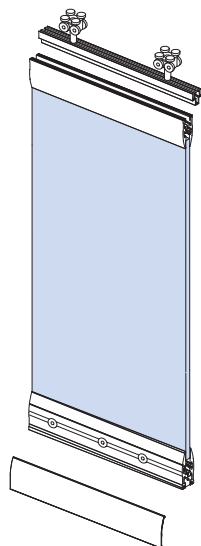
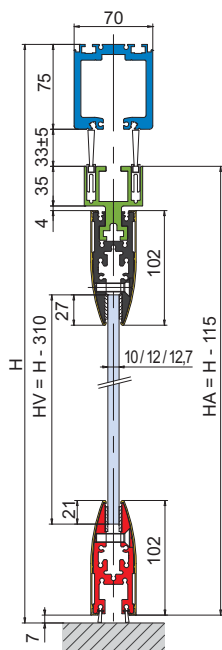
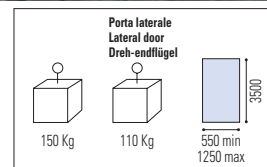
xme295 / xla171BIS-1



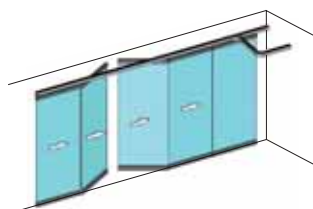
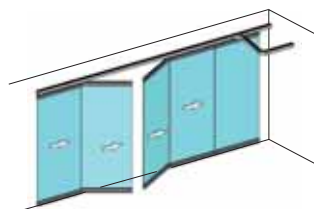
PA-300 PARK LINE 2



- Sistema scorrevole a parcheggio con profili fermavetro a misure richiesta dal cliente, senza fori nel vetro e con possibilità di porta centrale a battente e parcheggiabile.
- Sliding stacking system with glass fixing profiles made to measure upon client's request, no need to make holes in the glass and with the possibility of hinged and parkable central panel.
- Schiebesystem mit Parkraum, mit kundenspezifischen Glasleistenprofile, mit zentraler Drehtür und Parkmöglichkeit.



xme295 / xla171BIS-1

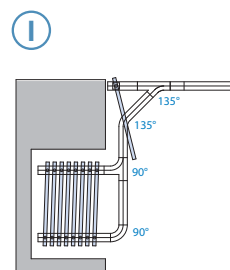
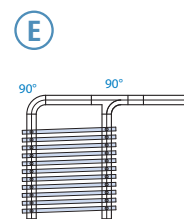
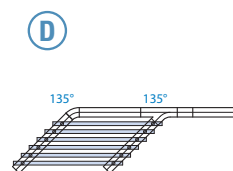
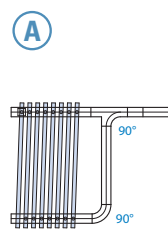
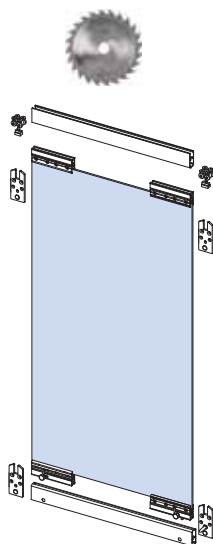
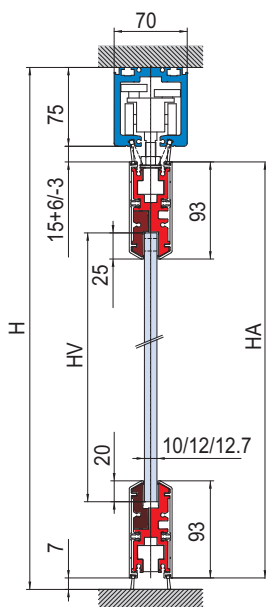
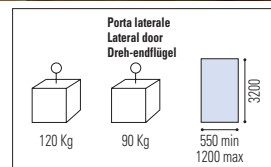


SCORREVOLI A PARCHEGGIO | SLIDING STACKING SYSTEMS | GANZGLAS-SCHIEBEWANDSYSTEME

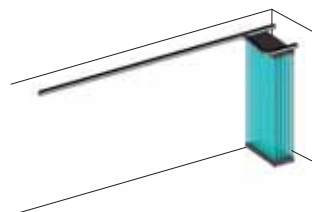
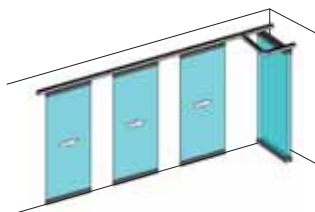
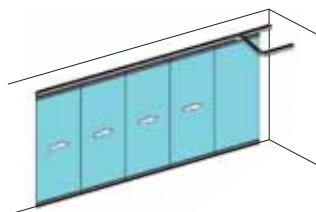
PA-400 do-it-yourself



- Sistema scorrevole modulare a parcheggio con morsetti fermavetro (mm 250) e veletta continua (mm 1200) da tagliare secondo necessità a cura del cliente. Vantaggi di una consegna più veloce e di un unico prodotto a magazzino per tutte le misure fino a 1200 mm.
- Modular sliding stacking system with glass fixing clamps (mm 250) and continuous covers (mm 1200) to be cut on the basis of client's requirements. The advantage of this product is quick delivery and a unique product available in the warehouse for all sizes up to 1200 mm.
- Modulares Schiebesystem mit Parkraum, Glashalteklammern (250 mm) mit kontinuierlicher Verkleidung (mm 1200) kundenspezifisch ablängbar. Vorteile einer raschen Lieferung und eines einzigen lagermäßigen Produktes mit Abmessungen bis 1200 mm.



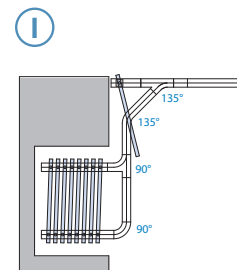
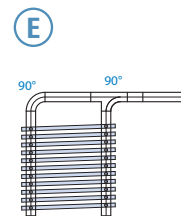
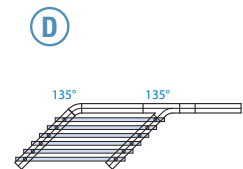
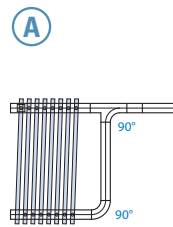
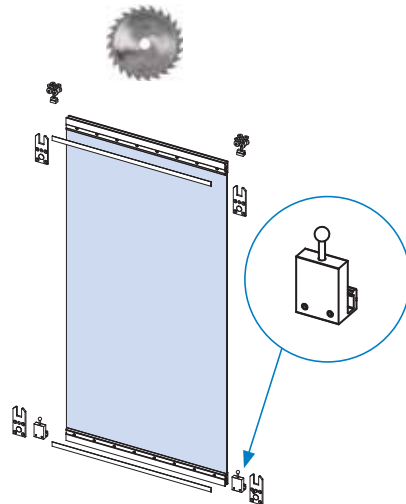
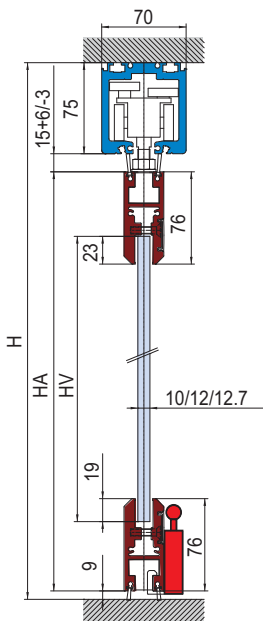
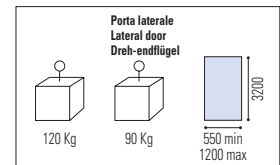
xla333-0 / xla333e / xla171BIS-1



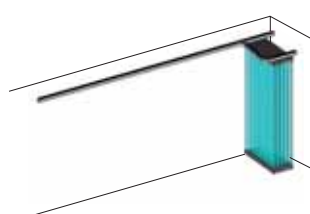
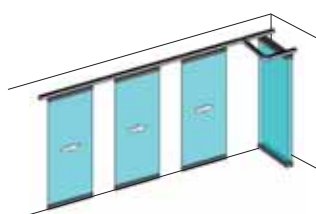
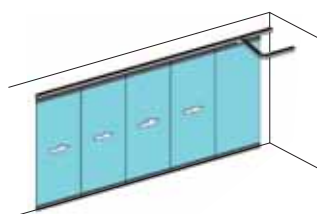
PA-500  do-it-yourself



- Sistema scorrevole a parcheggio con profili fermavetro continui a misura standard (mm 1200) da tagliare secondo necessità a cura del cliente, completi di catenaccioli fermaanta a posizionamento esterno regolabile. Vantaggi di una consegna più veloce e di un unico prodotto a magazzino per tutte le misure fino a 1200 mm.
- Modular sliding stacking system with continuous glass fixing profiles of a standard size (mm 1200) to be cut on the basis of client's requirements comes equipped with an adjustable door holding latch positioned externally. The advantage of this product is quick delivery and a unique product available in the warehouse for all sizes up to 1200 mm.
- Schiebesystem mit Parkraum, durchgehenden Laufschiene-Profilen in Standardgröße (1200 mm), ablängbar, komplett mit äußeren einstellbaren Riegeln zur Flügelbefestigung. Vorteile einer raschen Lieferung und eines einzigen lagermäßigen Produktes mit Abmessungen bis 1200 mm.



xla341-0 / xla341e / xla171BIS-1

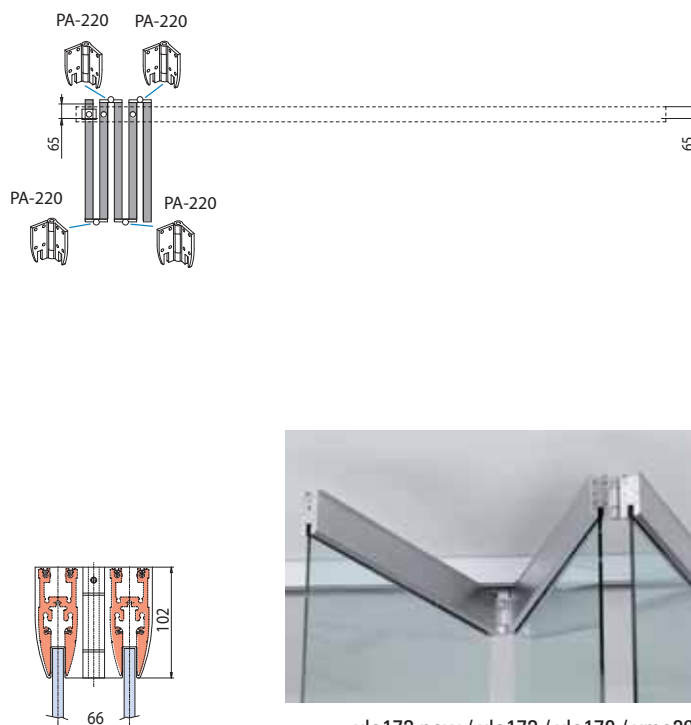

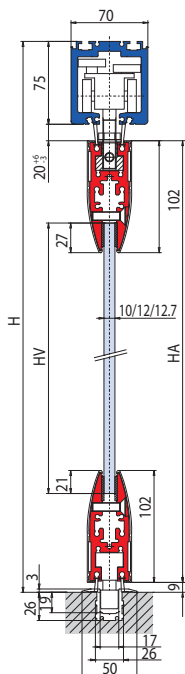
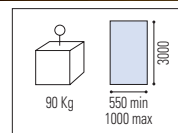


SCORREVOLI A LIBRO | SLIDING FOLDING SYSTEMS | FALT-SCHIEBEWANDSYSTEME

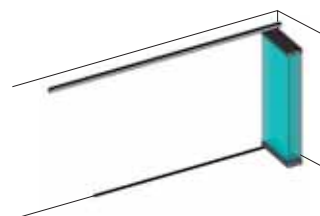
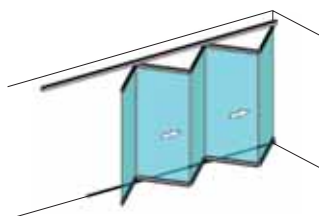
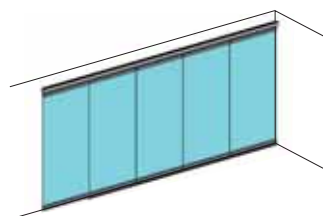
PA-250 LIBRO FOLDING



- Sistema scorrevole a parcheggio fornito con profili fermavetro a misure richieste dal cliente, senza necessità di fori nel vetro.
- Sliding folding door system with glass fixing profiles made to measure upon client's request, no need to make holes in the glass.
- Falt-Schiebewandssystem, mit kundenspezifischen Glasleistenprofilen, ohne Glasbohrungen



xla173 new / xla173 / xla170 / xme295

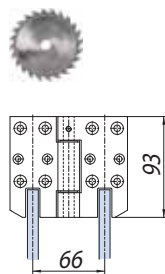
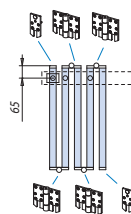
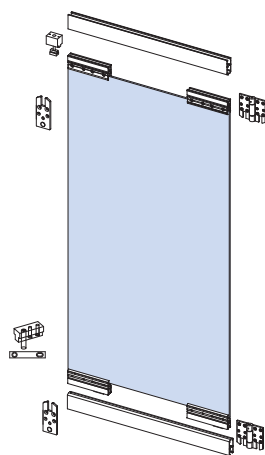
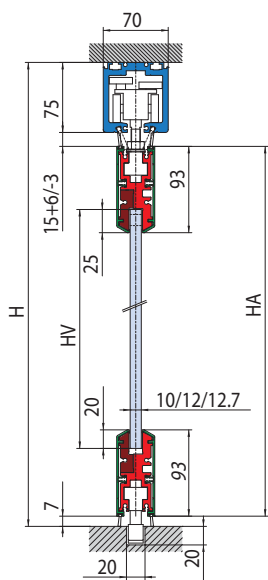
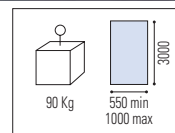


	PA-250 SET 2
	PA-250 SET 3
	PA-250 SET 4
	PA-250 SET 5
	PA-250 SET 6
	PA-250 SET 7

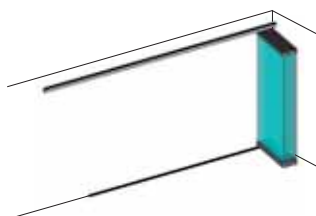
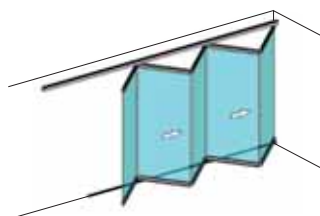
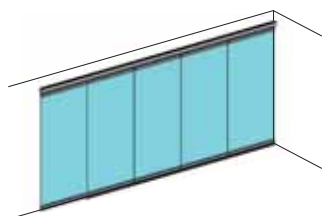
PA-450 LIBRO FOLDING do-it-yourself









- Sistema scorrevole modulare a libro con morsetti fermavetro (mm 250) e veletta continua (mm 1200) da tagliare secondo necessità a cura del cliente. Vantaggi di una consegna più veloce e di un unico prodotto a magazzino per tutte le misure fino a 1200 mm.
- Sliding folding door system with glass fixing clamps (mm 250) and covers (mm 1200) to be cut on the basis of client's requirements. The advantage of this product is quick delivery and a unique product available in the warehouse for all sizes up to 1200 mm.
- Modulares Schiebesystem mit Glashalteklammern (250 mm) und kontinuierlicher Verkleidung (1200 mm), kundenspezifisch ablängbar. Vorteile einer raschen Lieferung und eines einzigen lagermäßigen Produktes mit Abmessungen bis 1200 mm.



xla334-0 / xla334g / xla334c



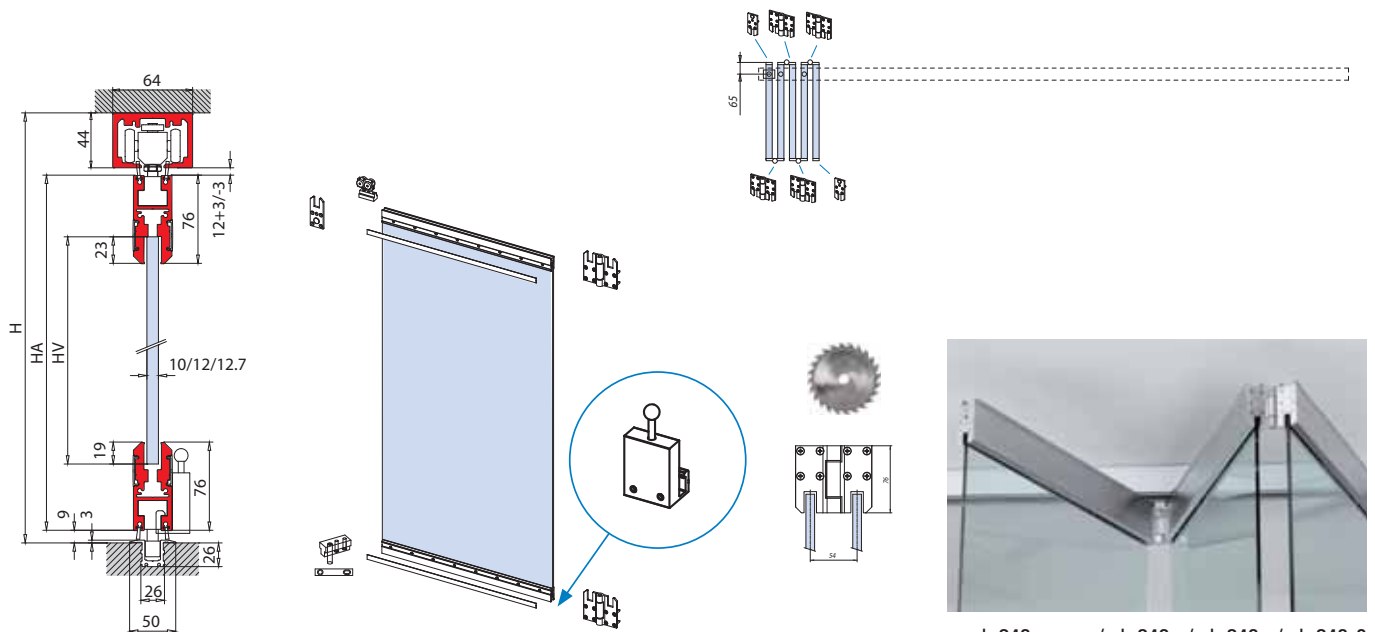
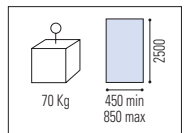
	PA-450 SET 2 (A)(E)
	PA-450 SET 3 (A)(B)(D)
	PA-450 SET 4 (A)(B)(C)(E)
	PA-450 SET 5 (A)(B)(C)(B)(D)
	PA-450 SET 6 (A)(B)(C)(B)(C)(E)
	PA-450 SET 7 (A)(B)(C)(B)(C)(B)(D)

SCORREVOLI A LIBRO | SLIDING FOLDING SYSTEMS | FALT-SCHIEBEWANDSYSTEME

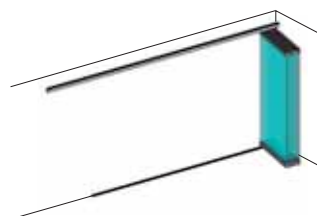
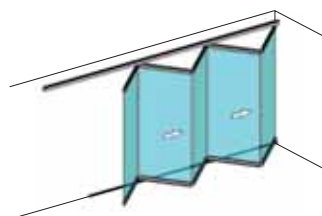
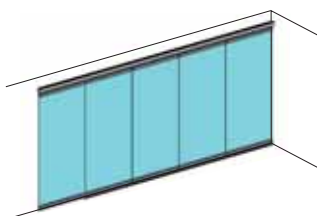
PA-550 LIBRO FOLDING do-it-yourself



- Sistema scorrevole a libro con profili fermavetro continui a misura standard (mm 1200) da tagliare secondo necessità a cura del cliente, completi di catenaccioli fermaanta a posizionamento esterno regolabile. Vantaggi di una consegna più veloce e di un unico prodotto a magazzino per tutte le misure fino a 1200 mm.
- Sliding folding door system with continuous glass fixing profiles of a standard size (mm 1200) to be cut on the basis of client's requirements comes equipped with an adjustable door holding latch positioned externally. The advantage of this product is quick delivery and a unique product available in the warehouse for all sizes up to 1200 mm.
- Schiebesystem mit durchgehenden Glasleistenprofilen in Standardgröße (1200 mm), ablängbar, komplett mit äußeren einstellbaren Riegeln zur Flügelfeststellung. Vorteile einer raschen Lieferung und eines einzigen lagermäßigen Produktes mit Abmessungen bis 1200 mm.



xla342c-new / xla342c / xla342e / xla342-0

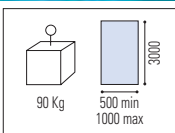


	PA-550 SET 2 (A)(E)
	PA-550 SET 3 (A)(B)(D)
	PA-550 SET 4 (A)(B)(C)(E)
	PA-550 SET 5 (A)(B)(C)(B)(D)
	PA-550 SET 6 (A)(B)(C)(B)(C)(E)
	PA-550 SET 7 (A)(B)(C)(B)(C)(B)(D)

L-1000 LIBRO FOLDING



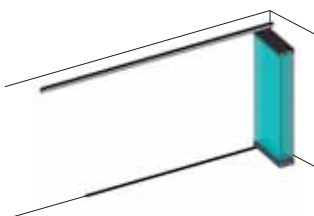
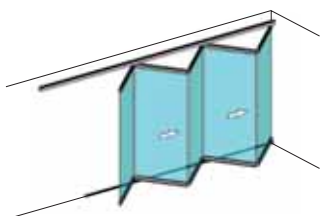
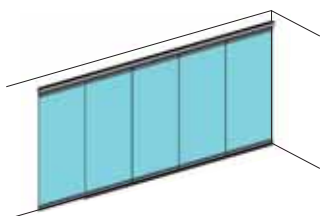
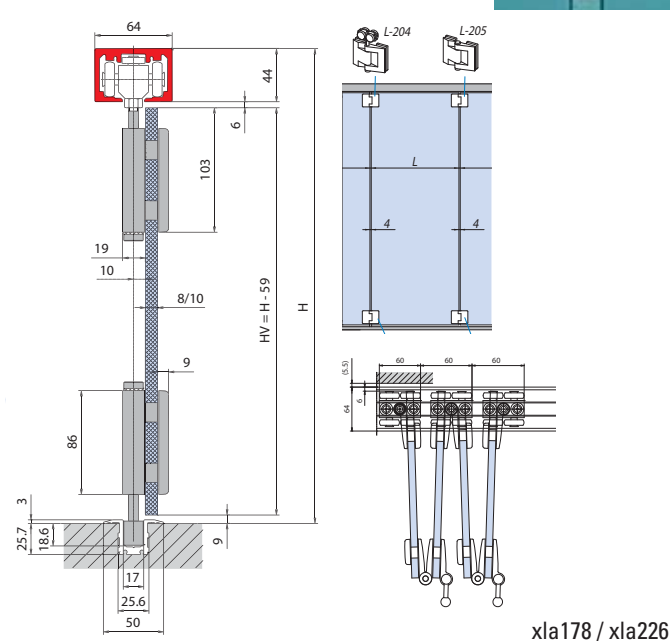
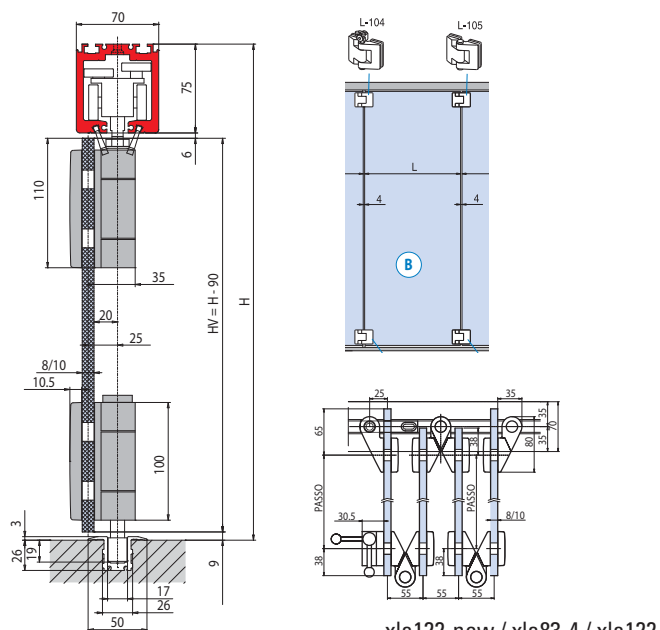
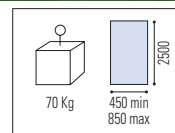
- Sistema scorrevole a libro con cerniere a vista e fori nel vetro, completo di binario standard h=75 mm x L=70 mm e carrello con 8 ruote.
- Sliding folding door system with visible hinges and holes in glass, including standard rail h=75 mm x L=70 mm and carriage with 8 wheels.
- Faltschiebewandssystem mit sichtbaren Bändern und Glasbohrungen, komplett mit Standard-Laufschiene h=75 mm x L=70 mm und Laufwagen mit 8 Rädern.



L-1500 LIBRO FOLDING



- Sistema scorrevole a libro con cerniere a vista e fori nel vetro, completo di binario standard h=42 mm x L=45 mm e carrello con 4 ruote.
- Sliding folding door system with visible hinges and holes in glass, including standard rail h=42 mm x L=45 mm and carriage with 4 wheels.
- Faltschiebewandssystem mit sichtbaren Bändern und Glasbohrungen, komplett mit Standard-Laufschiene h=42 mm x L=45 mm und Laufwagen mit 4 Rädern.



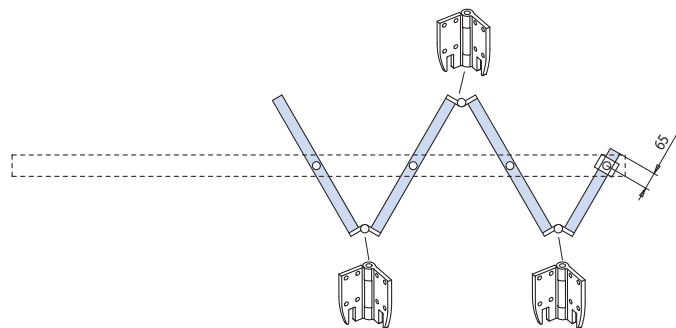

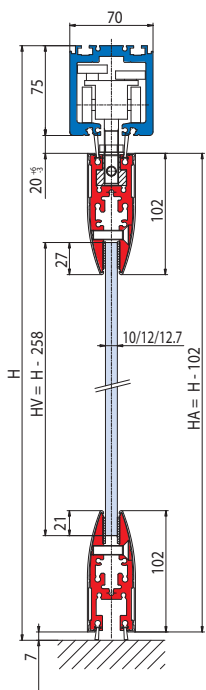
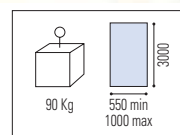
	L-1000 SET 1 L-1500 SET 1	(A)(D)
	L-1000 SET 2 L-1500 SET 2	(A)(B)(C)
	L-1000 SET 3 L-1500 SET 3	(A)(B)(B)(D)
	L-1000 SET 4 L-1500 SET 4	(A)(B)(B)(B)(C)
	L-1000 SET 5 L-1500 SET 5	(A)(B)(B)(B)(B)(D)

SCORREVOLI A SOFFIETTO | SLIDING CENTRE FOLDING | FALT-SCHIEBEWANDSYSTEME

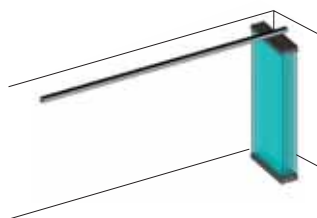
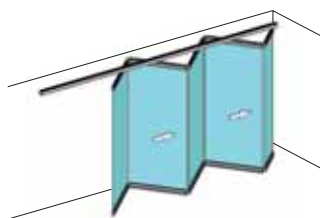
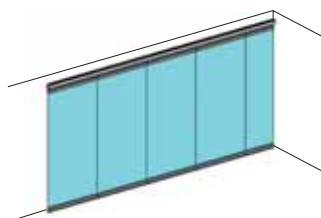
PA-260 CENTRAL FOLDING



- Sistema a soffietto con impacchettamento centrale fornito con profili a misura richiesta dal cliente, senza fori nel vetro né guida a terra, e completo di binario standard h=75 mm x L=70 mm e carrello con 8 ruote.
- Folding door system with central fold with profiles in sizes requested by the client, without holes in the glass and without bottom guide channel, and including rail h=75 mm x L=70 mm and carriage with 8 wheels.
- Faltschiebewandssystem mit mittiger Faltung, kundenspezifische Profile, ohne Glasbohrungen und Bodenführung, komplett mit Laufschiene h=75 mm x L=70 mm und Laufwagen mit 8 Rädern.



xla173 / xme295 / xla176b

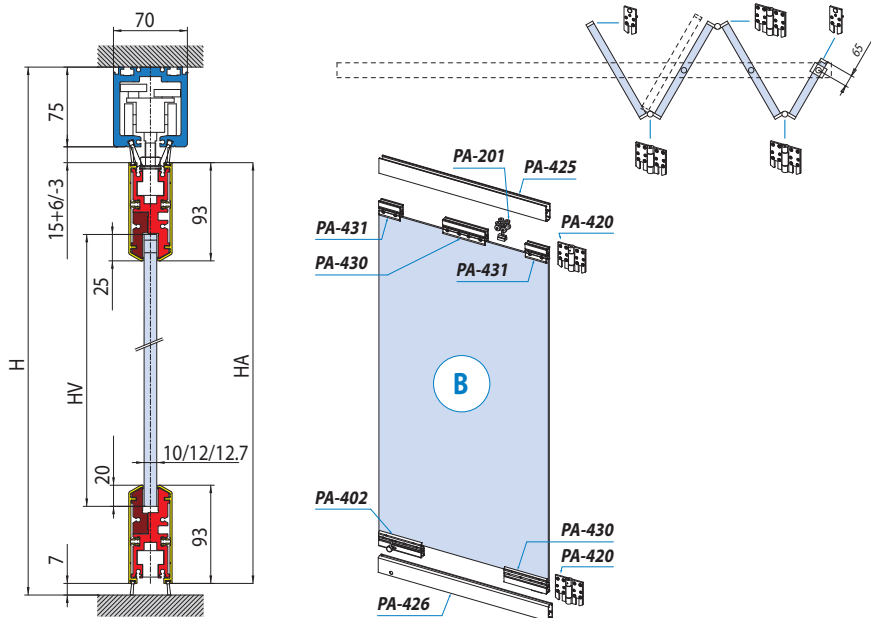
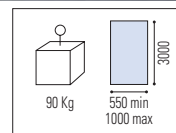


	PA-260 SET 2
	PA-260 SET 3
	PA-260 SET 4
	PA-260 SET 5
	PA-260 SET 6
	PA-260 SET 7

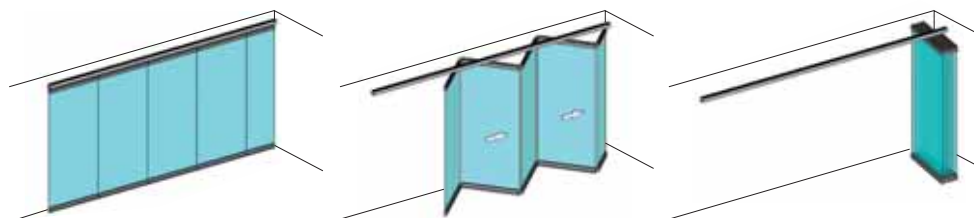
PA-460 CENTRAL FOLDING do-it-yourself



- Sistema modulare a soffitto con impacchettamento centrale completo di morsetti fermavetro (mm 250), veletta continua (mm 1200) da tagliare secondo necessità a cura del cliente, binario standard h=75 mm x L=70 mm e carrello con 8 ruote. Vantaggi di una consegna più veloce e di un unico prodotto a magazzino per tutte le misure fino a 1200 mm.
- Folding door system with central fold with glass fixing clamps (mm 250) and continuous covers (mm 1200) to be cut on the basis of client's requirements, and including standard rail standard h=75 mm x L=70 mm and carriage with 8 wheels. The advantage of this product is quick delivery and a unique product available in the warehouse for all sizes up to 1200 mm.
- Faltschiebewandssystem mit mittiger Faltung, Glashalteklammern (250 mm), kontinuierlicher Verkleidung (1200 mm) kundenspezifisch ablängbar, Standardlaufschiene h=75 mm x L=70 mm und Laufwagen mit 8 Rädern. Vorteile einer raschen Lieferung und eines einzigen lagermäßigen Produktes mit Abmessungen bis 1200 mm.



xla334-1 / xla334h / xla334e



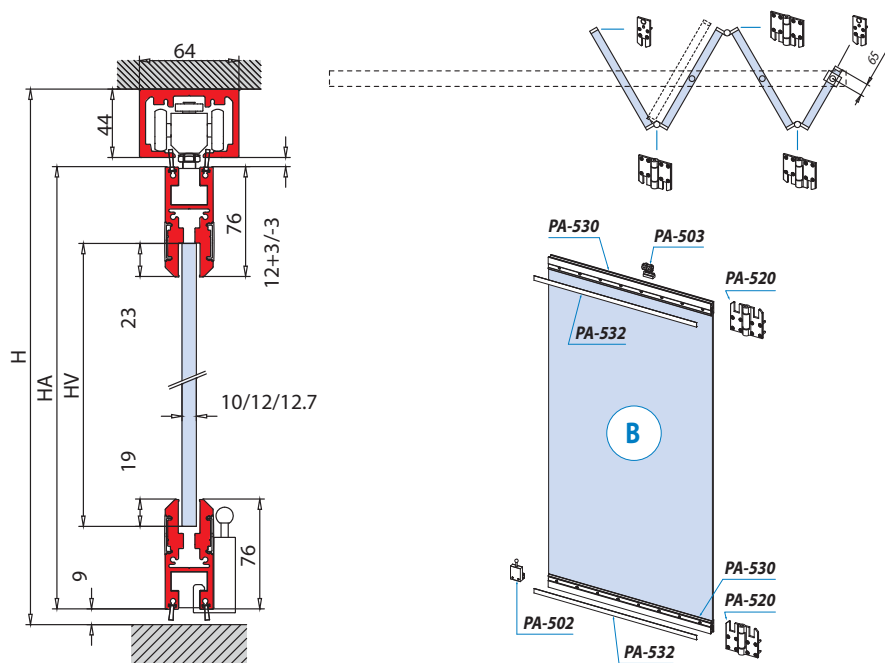
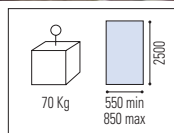
	PA-460 SET 1 (A)(D)
	PA-460 SET 2 (A)(B)(C)
	PA-460 SET 3 (A)(B)(B)(C)
	PA-460 SET 4 (A)(B)(B)(B)(C)
	PA-460 SET 5 (A)(B)(B)(B)(B)(C)

SCORREVOLI A SOFFIETTO | SLIDING CENTRE FOLDING | FALT-SCHIEBEWANDSYSTEME

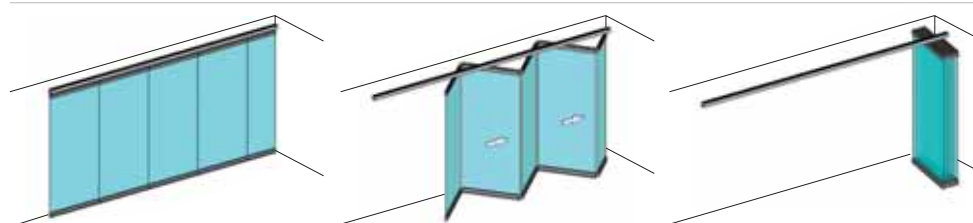
PA-560 CENTRAL FOLDING do-it-yourself



- Sistema a soffietto con profili fermavetro continui a misura standard (mm 1200) da tagliare secondo necessità a cura del cliente, completi di catenaccioli fermaanta a posizionamento esterno regolabile, binario standard h=42 mm x L=45 mm e carrello con 4 ruote. Vantaggi di una consegna più veloce e di un unico prodotto a magazzino per tutte le misure fino a 1200 mm.
- Folding door system with central fold, with continuous glass fixing profiles of a standard size (mm 1200) to be cut on the basis of client's requirements, comes equipped with an adjustable door holding latch positioned externally, including standard rail h=42 mm x L=45 mm and carriage with 4 wheels. The advantage of this product is quick delivery and a unique product available in the warehouse for all sizes up to 1200 mm.
- Faltschiebewandssystem mit zentraler Faltung mit durchgehenden Glasleistenprofilen in Standardgröße (1200 mm) ablängbar, komplett mit äußeren einstellbaren Riegeln zur Flügelfeststellung, Laufschiene h=42 mm x L=45 mm und Laufwagen mit 4 Rädern. Vorteile einer raschen Lieferung und eines einzigen lagermäßigen Produktes mit Abmessungen bis 1200 mm.



xla342f-new / xla342f-1 / xla342h

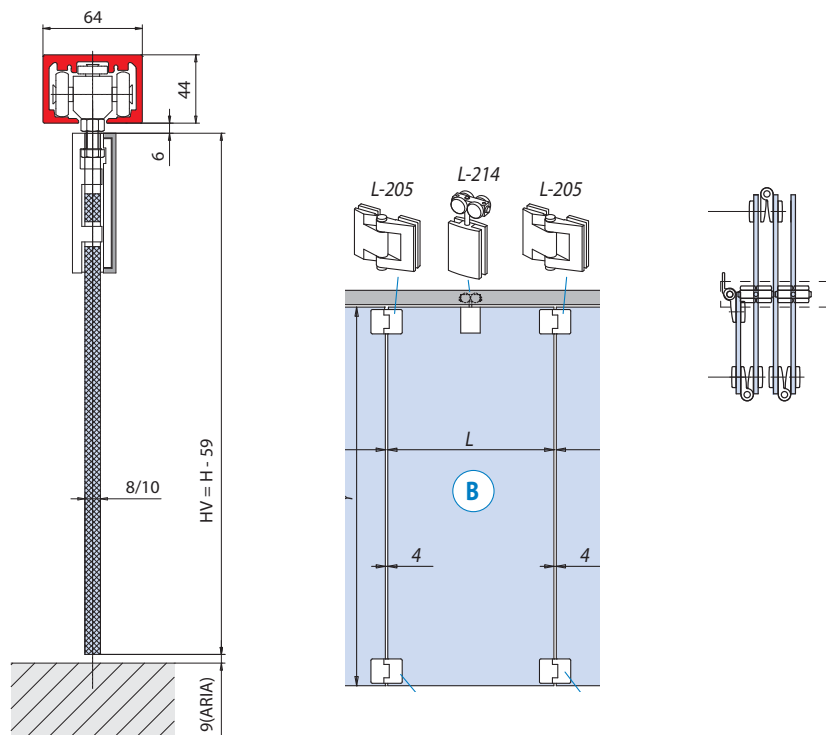
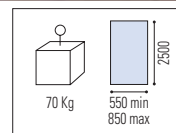


	PA-560 SET 1 (A)ⓓ
	PA-560 SET 2 (A)ⓑⓒ
	PA-560 SET 3 (A)ⓑⓒⓐ
	PA-560 SET 4 (A)ⓑⓒⓐⓑⓒ
	PA-560 SET 5 (A)ⓑⓒⓐⓑⓒⓐⓑⓒ

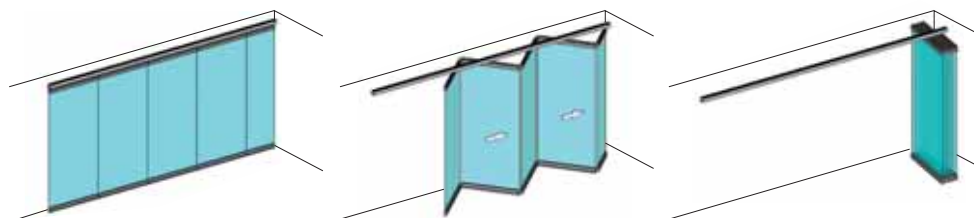
L-2500 CENTRAL FOLDING



- Sistema a soffietto con impacchettamento centrale, cerniere a vista e fori nel vetro, completo di binario standard h=42 mm x L=45 mm e carrello con 4 ruote.
- Centre folding system, visible hinges and holes in glass, including rail h=42 mm x L=45 mm and carriage with 4 wheels.
- Faltschiebewandssystem mit mittiger Faltung, mit sichtbaren Bändern und Glasbohrungen, komplett mit Laufschiene h=42 mm x L=45 mm und Laufwagen mit 4 Rädern.



xla182 / xla182-0




	LA-2500 SET 1 (A)(C)	
	LA-2500 SET 2 (A)(B)	(C)(D) option
	LA-2500 SET 3 (A)(B)(B)	(C)(D) option
	LA-2500 SET 4 (A)(B)(B)(B)	(C)(D) option
	LA-2500 SET 5 (A)(B)(B)(B)(B)	(C)(D) option

BALCONGLAS FALCINO

BALCONGLAS FALCINO

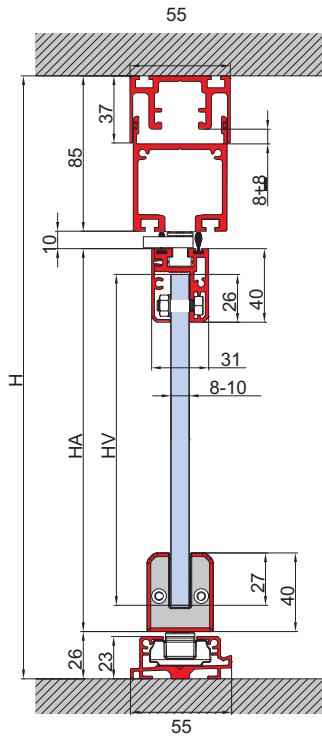
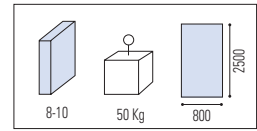
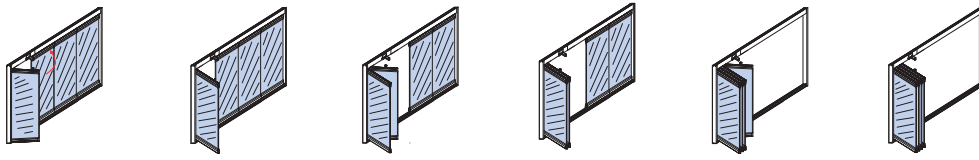
SISTEMA CON CANALINA | SYSTEMS WITH BOTTOM GUIDE | SYSTEM MIT BODENFÜHRUNG



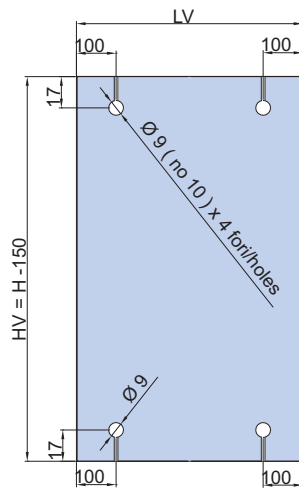
SISTEMA CON CANALINA: Sistema a pannelli mobili in vetro, impacchettabili senza la baia di parcheggio, con guida a terra, con profili anta con fori nel vetro.

SYSTEMS WITH BOTTOM GUIDE: Mobile glass panel system, with guide channel and without parking bay, panels provided in dimensions requested by the client, with holes in the glass.

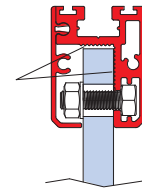
SYSTEM MIT BODENFÜHRUNG: System mit beweglichen Glasmodulen, mit Bodenführung und ohne Parkraum, mit kundenspezifischen Flügelprofilen und mit Glasbohrungen.



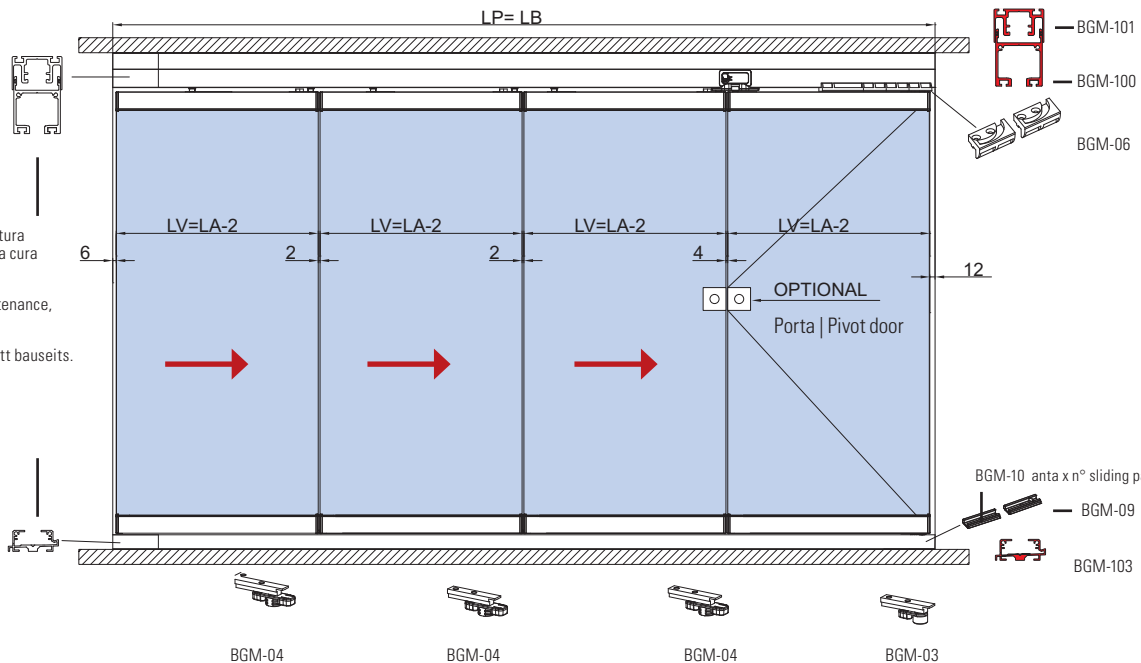
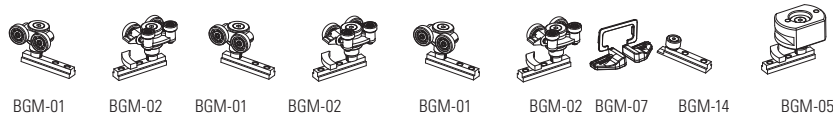
- Lavorazione vetro
- Glass preparation
- Glassbearbeitung



- Siliconare
- Glass to be glued
- Glas kleben



HV = H-150



- Pezzo profilo per apertura manutenzione, taglio a cura del cliente.
- Profile piece for maintenance, cut by the customer.
- Revisionsstück, Schnitt bauseits.

BALCONGLAS FALCINO PARK

BALCONGLAS FALCINO PARK

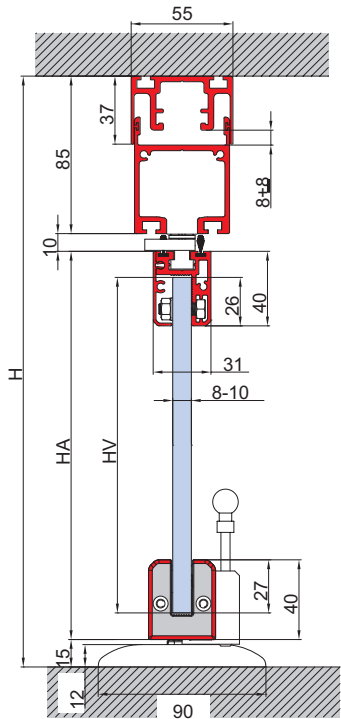
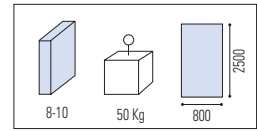
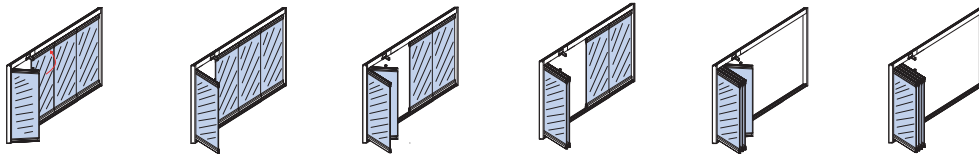
SISTEMA SENZA CANALINA | SYSTEMS WITHOUT BOTTOM GUIDE | SYSTEM OHNE BODENFÜHRUNG



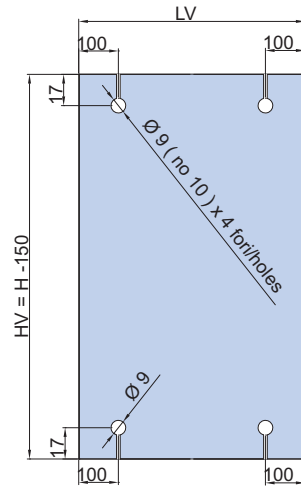
SISTEMA SENZA LA GUIDA A TERRA: Sistema a pannelli mobili in vetro, impacchettabili senza la baia di parcheggio.

SYSTEMS WITHOUT BOTTOM GUIDE: Mobile glass panel system, without parking bay.

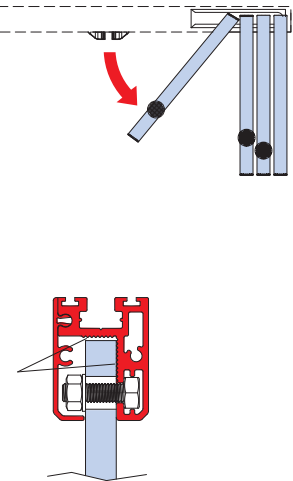
SYSTEM OHNE BODENFÜHRUNG: System mit beweglichen Glasmodulen, ohne Parkraum.



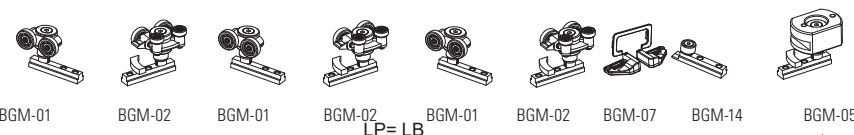
- Lavorazione vetro
- Glass preparation
- Glassbearbeitung



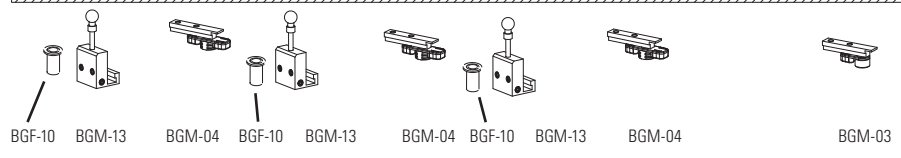
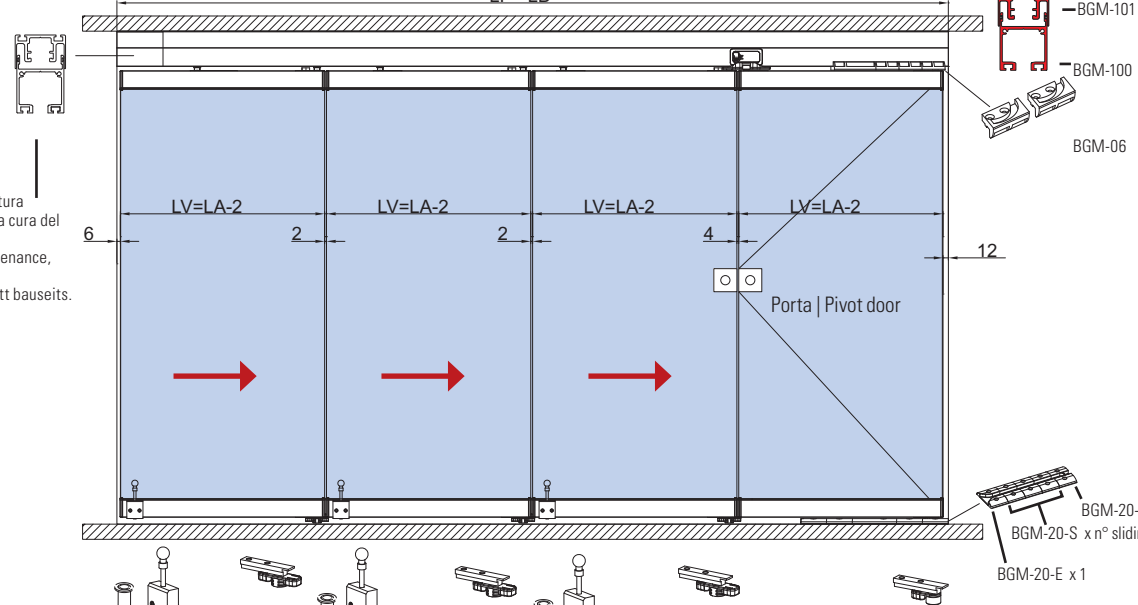
- Siliconare
- Glass to be glued
- Glas kleben



HV = H-138



- Pezzo profilo per apertura manutenzione, taglio a cura del cliente.
- Profile piece for maintenance, cut by the customer.
- Revisionsstück, Schnitt bauseits.




xme429

BALCONGLAS FALCE

BG-150 BALCONGLAS FALCE VETROCAMERA SISTEMA CON CANALINA | SYSTEMS WITH BOTTOM GUIDE | SYSTEM MIT BODENFÜHRUNG

PATENT
PENDING

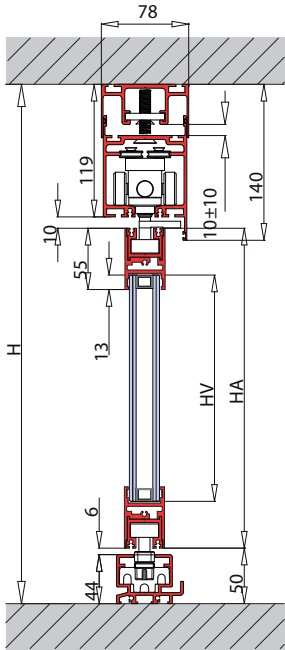
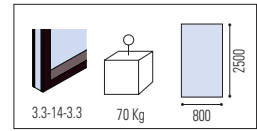
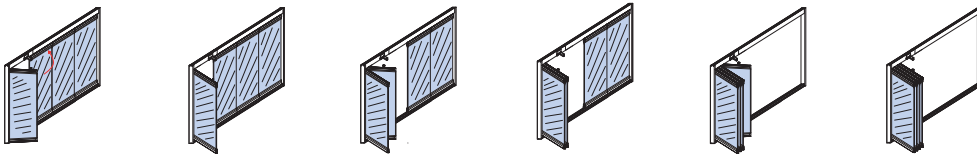
NEW



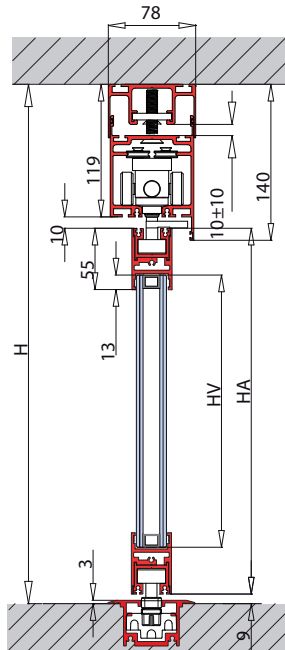
SISTEMA CON CANALINA: Sistema a pannelli mobili in vetro, impacchettabili senza la baia di parcheggio, con guida a terra.

SYSTEMS WITH BOTTOM GUIDE: Mobile glass panel system, with guide channel and without parking bay.

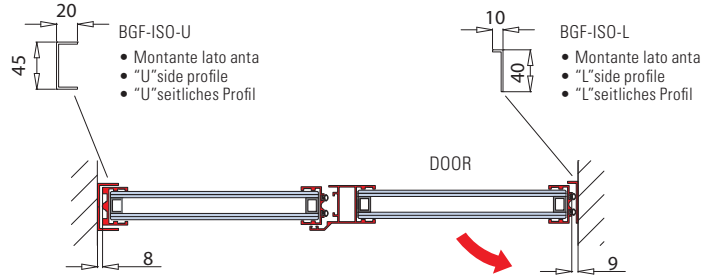

SYSTEM MIT BODENFÜHRUNG: System mit beweglichen Glasmodulen, mit Bodenführung und ohne Parkraum.



HV = H-263

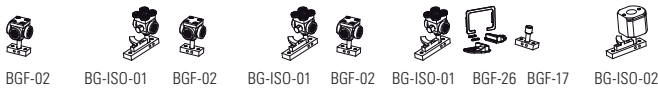


HV = H-222

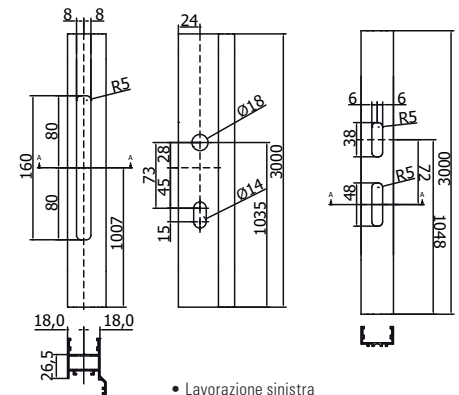
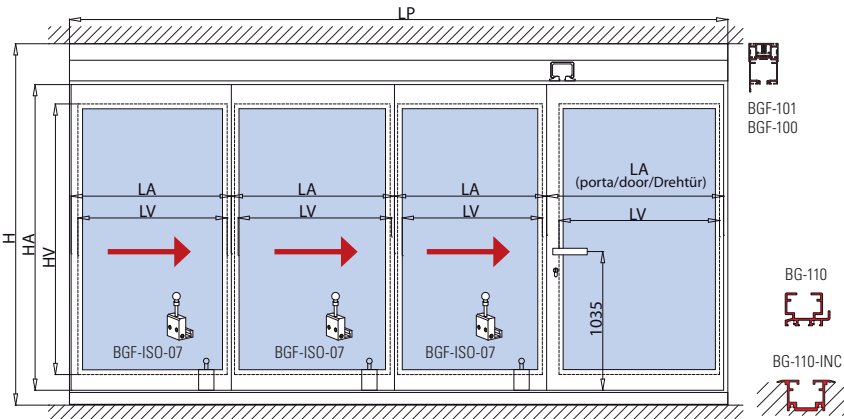


- Con i montanti calcolare 6 mm in più di aria.
- With side profiles to calculate 6 mm extra clearances.
- Mit seitlicher Profile 6 mm extra Spalt zu berechnen.

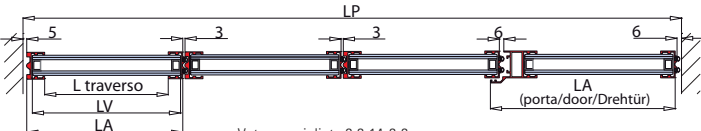
C PARETI MOBILI
SLIDING WALLS



- Lavorazione montante porta per serratura.
- Vertical door Profile preparation for Lock.
- Drehtür Profilbearbeitung für Schloss.
- Lavorazione montante anta per contro-serratura.
- Vertical sliding panel preparation for Lock's strike plate.
- Schiebeflügel Profilbearbeitung für Schliessblech.




- Lavorazione sinistra lavorazione speculare per la porta destra.
- Left. For right reflecting preparation.
- Links. Für Rechts Spiegelbildlich Bearbeitung.



- Vetro consigliato 3.3-14-3.3.
- Suggested glass thickness 3.3-14-3.3.
- Empfohlene Glasdicke 3.3-14-3.3.

BALCONGLAS FALCE PARK

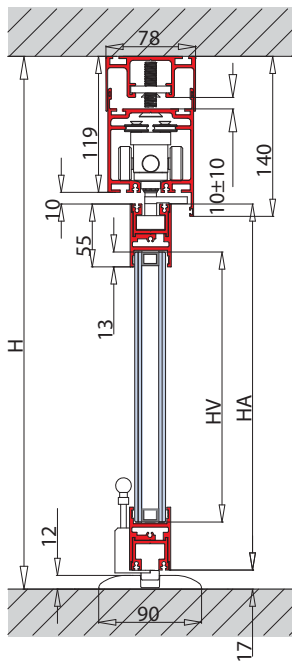
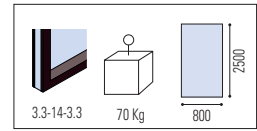
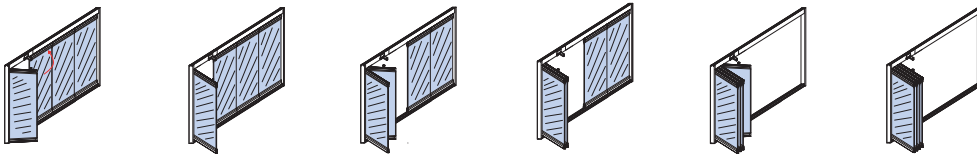
BG-150 BALCONGLAS FALCE PARK VETROCAMERA
SISTEMA SENZA CANALINA | SYSTEMS WITHOUT BOTTOM GUIDE | SYSTEM OHNE BODENFÜHRUNG



SISTEMA SENZA GUIDA A TERRA: Sistema a pannelli mobili in vetro, impacchettabili senza la baia di parcheggio.

SYSTEMS WITHOUT BOTTOM GUIDE: Mobile glass panel system, without parking bay.

SYSTEM OHNE BODENFÜHRUNG: System mit beweglichen Glasmodulen, ohne Parkraum.

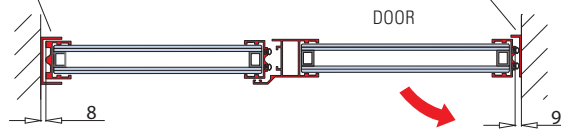


$HV = H - 230$

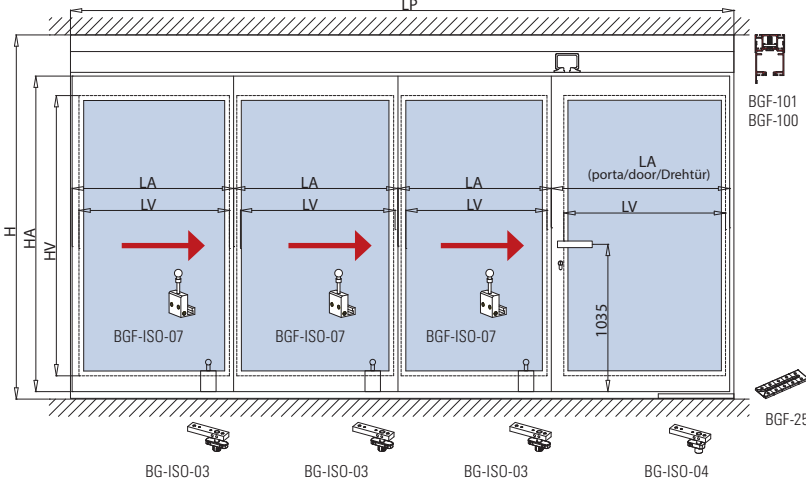
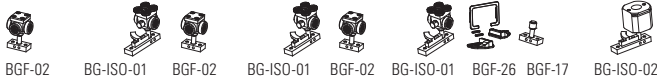


- BGF-ISO-U**
- Montante lato anta
 - "U" side profile
 - "U"seitliches Profil

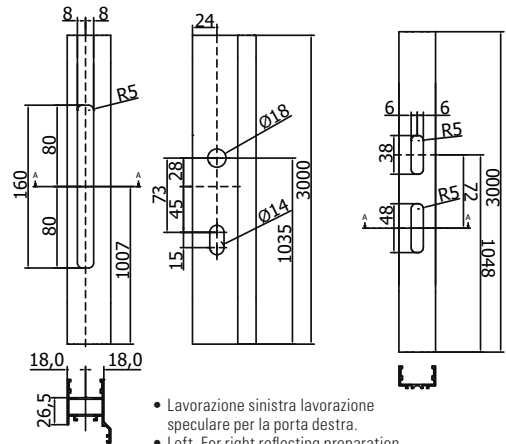
- BGF-ISO-L**
- Montante lato anta
 - "L" side profile
 - "L"seitliches Profil



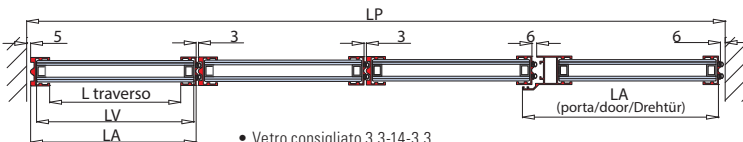
- Con i montanti calcolare 6 mm in più di aria.
- With side profiles to calculate 6 mm extra clearances.
- Mit seitlicher Profile 6 mm extra Spalt zu berechnen.



- Lavorazione montante porta per serratura.
- Vertical door Profile preparation for Lock.
- Drehtür Profilbearbeitung für Schloss.
- Lavorazione montante anta per contro-serratura.
- Vertical sliding panel preparation for Lock's strike plate.
- Schiebefügel Profilbearbeitung für Schliessblech.



- Lavorazione sinistra lavorazione speculare per la porta destra.
- Left. For right reflecting preparation.
- Links. Für Rechts Spiegelbildlich Bearbeitung.



- Vetro consigliato 3.3-14-3.3.
- Suggested glass thickness 3.3-14-3.3.
- Empfohlene Glasdicke 3.3-14-3.3.

BALCONGLAS FALCE

BGF BALCONGLAS FALCE

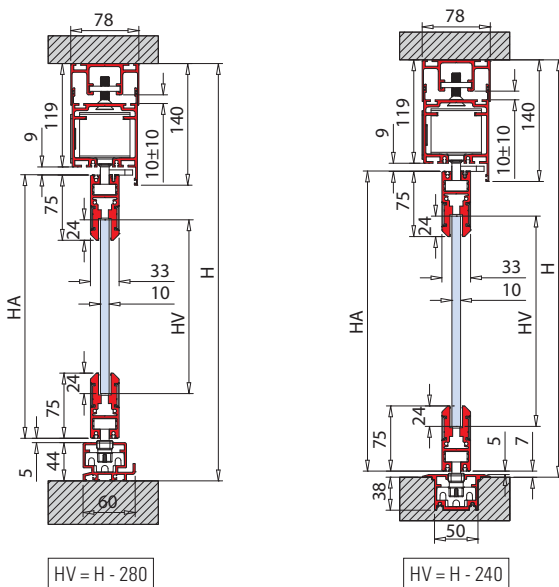
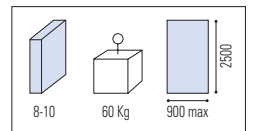
SISTEMA CON CANALINA | SYSTEMS WITH BOTTOM GUIDE | SYSTEM MIT BODENFÜHRUNG



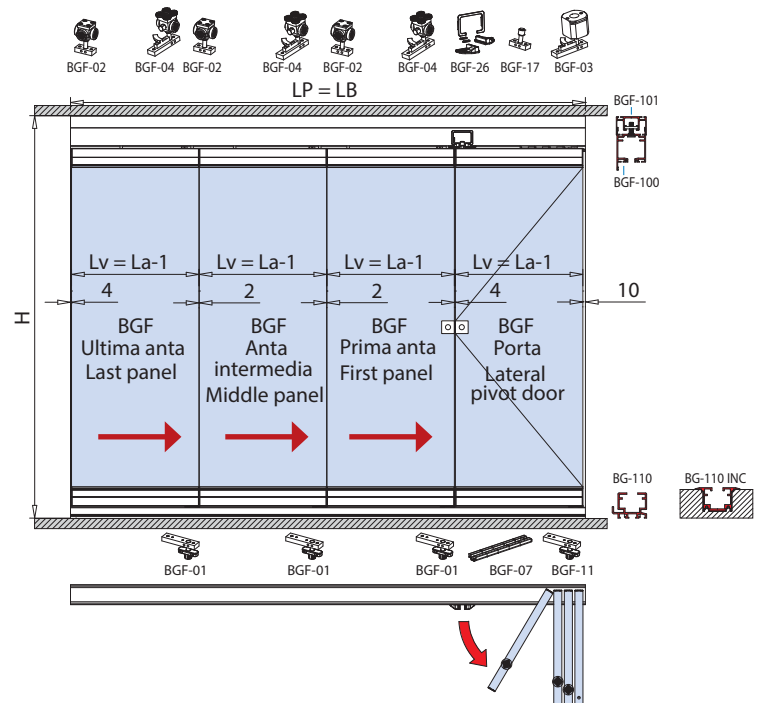
PARETI MOBILI
SLIDING WALLS

- Sistema a pannelli mobili in vetro, impacchettabili senza la baia di parcheggio, con guida a terra, con profili anta senza fori nel vetro.
- Mobile glass panel system, with guide channel and without parking bay, panels provided in dimensions requested by the client, without holes in the glass.
- System mit beweglichen Glasmodulen, mit Bodenführung und ohne Parkraum, mit kundenspezifischen Flügelprofilen und ohne Glasbohrungen.

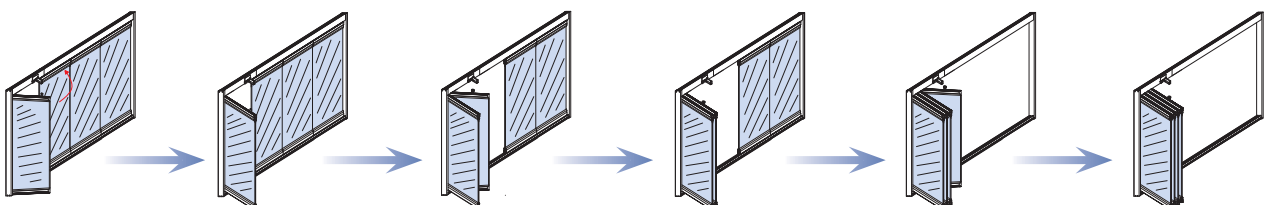
PATENT PENDING



- INCASSATA
- RECESSED
- VERSENKT



xme355



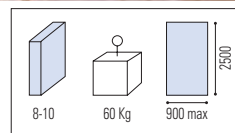
BALCONGLAS PARK FALCE

BGF BALCONGLAS PARK FALCE

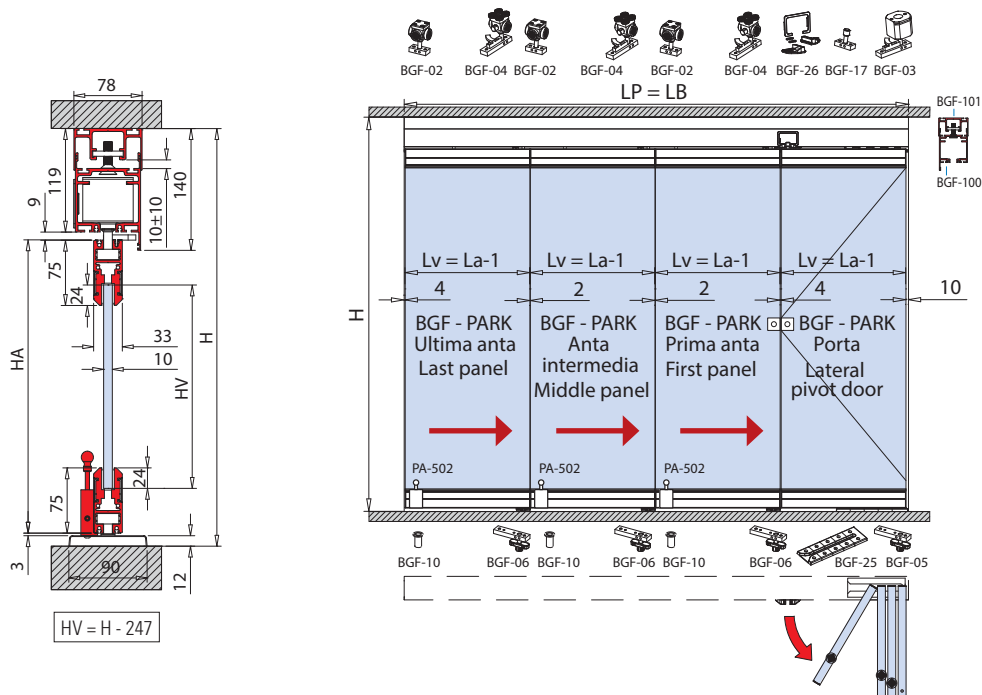
SISTEMA SENZA CANALINA | SYSTEMS WITHOUT BOTTOM GUIDE | SYSTEM OHNE BODENFÜHRUNG



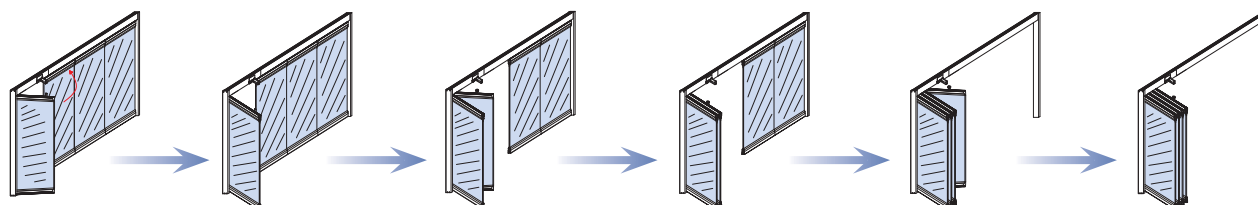
**PATENT
PENDING**



- Sistema a pannelli mobili in vetro, impacchettabili senza la baia di parcheggio, senza la guida a terra, con profili anta, senza fori nel vetro.
- Mobile glass panel system, without guide channel and without parking bay, profiles provided in dimensions requested by the client, without holes in the glass.
- System mit beweglichen Glasmodulen ohne Bodenführung und ohne Parkraum, mit kundenspezifischen Flügelprofilen und ohne Glasbohrungen.



xme355

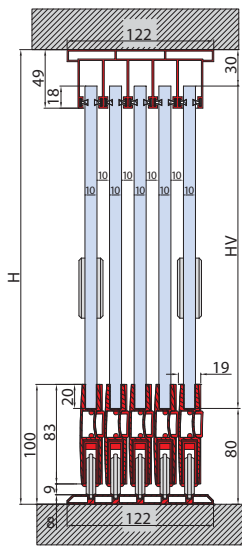


SCORREVOLE TELESCOPICO | TELESCOPIC SLIDING SYSTEM | TELESKOP SCHIEBETÜRSYSTEM

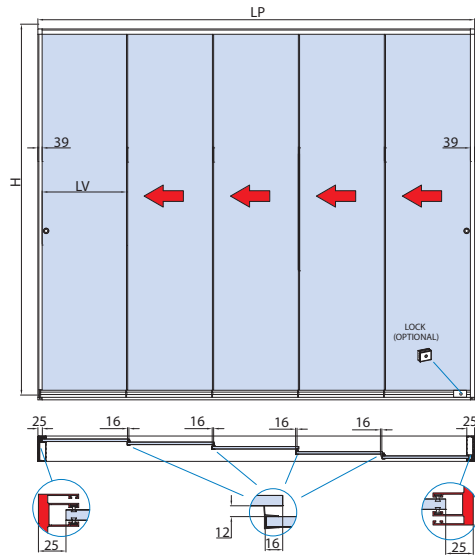
LG-100 LOGGIAGLAS



- Sistema scorrevole telescopico studiato per balconi, logge e verande, ideale per proteggersi da vento e intemperie.
- Telescopic sliding system for balcony, loggia and terrace, ideal for wind and weather protection.
- Teleskop Schiebetürsystem für Balkon und Loggiaverglasungen, ideal für Wind- und Wetterschutz.

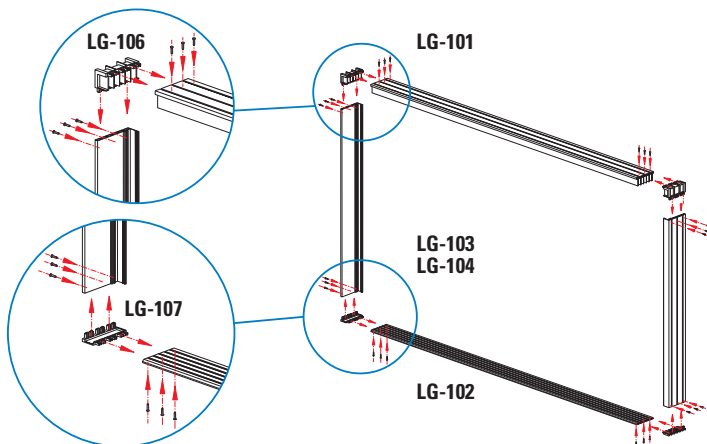
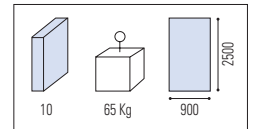


$$HV = H - 110$$



$$LV \text{ tot} = LP + (16 \times 4) - (25 \times 2)$$

$$LV = LV \text{ tot} / 5$$



Alcune tipologie di applicazione | Some application typologies | Einigen kompositionsmöglichkeiten des System.



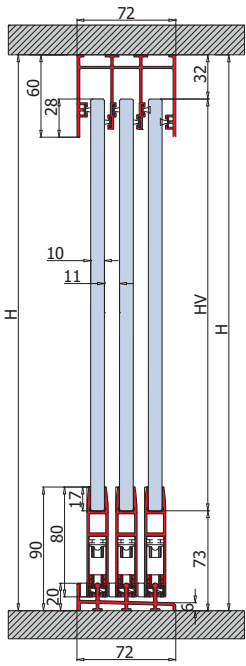
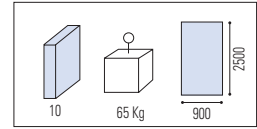
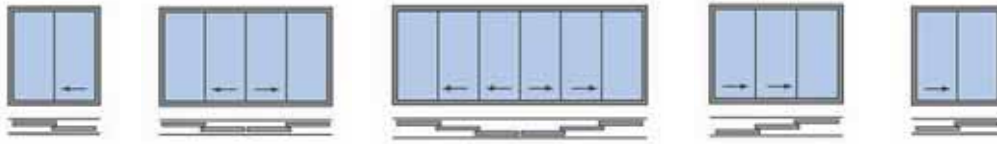
SCORREVOLE TELESCOPICO | TELESCOPIC SLIDING SYSTEM | TELESKOP SCHIEBETÜRSYSTEM
LG-200 LOGGIAGLAS SET 2-3

 C PARETI MOBILI
 SLIDING WALLS

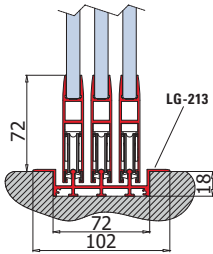

SISTEMA CON GUIDA A TERRA: Sistema scorrevole telescopico studiato per balconi, logge e verande, ideale per proteggersi da vento e intemperie.

SYSTEMS WITH BOTTOM GUIDE: Telescopic sliding system for balcony, Loggia and terrace, ideal for wind and weather protection.

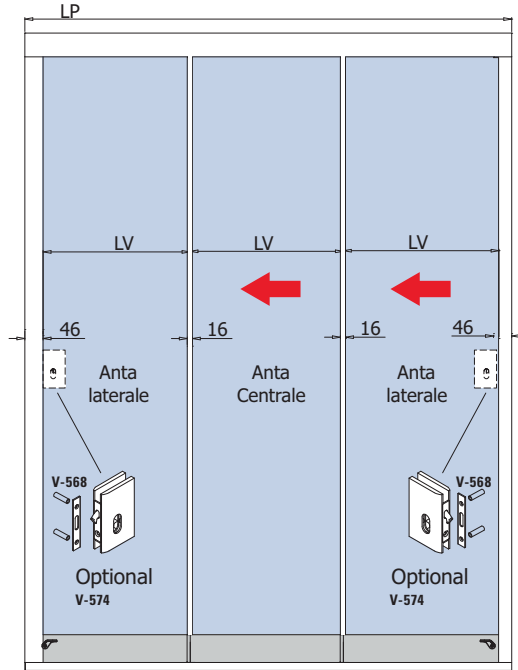
SYSTEM MIT BODENFÜHRUNG: Teleskop Schiebetürsystem für Balkon und Loggiaverglasungen, ideal für Wind- und Wetterschutz.



HV = H-105



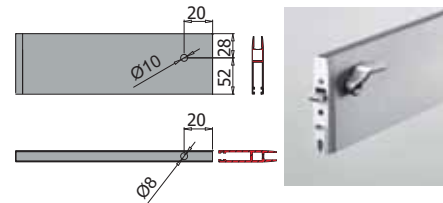
HV = H-86



LG-209 DX/SX



LG-210



- Lavorazione profilo anta per catenacciolo LG-211 / LG-212.
- Preparation Panel's Profile for Locking bolt LG-211 / LG-212.
- Profilbearbeitung für Feststellriegel LG-211 / LG-212.

LG-200C1* / LG-200C2*

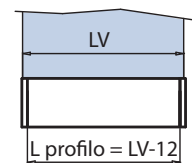
- Formula calcolo lunghezza ante **con** catenaccioli o serrature e **con** montanti laterali LG-208
- Calculation LV **with** locking bolts or locks and **with** "U" side profile LG-208.
- LV Berechnung **mit** Feststellriegel bzw. Schloss und **mit** „U“-seitlichem Profil LG-208

LV = LP / 3
LV Anta Laterale = LV + 3
LV Anta Centrale = LV - 37

LG-200

- Formula calcolo lunghezza ante **senza** catenaccioli o serrature e **senza** montanti laterali LG-208
- Calculation LV **without** locking bolts or locks and **without** "U" side profile LG-208.
- LV Berechnung **ohne** Feststellriegel bzw. Schloss und **ohne** „U“-seitliches Profil LG-208

LV = LP / 3
LV Anta Laterale = LV + 12
LV Anta Centrale = LV - 28



C1* = con 1 catenacciolo | with 1 locking bolt | mit 1 Feststellriegel / **C2*** = con 2 catenaccioli 1 | with 2 locking bolts | mit 2 Feststellriegel

xme432b

COMPONENTI | COMPONENTS | EINZELTEILE



LG-201



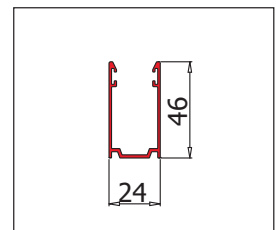
LG-202



LG-205



LG-211 LG-212



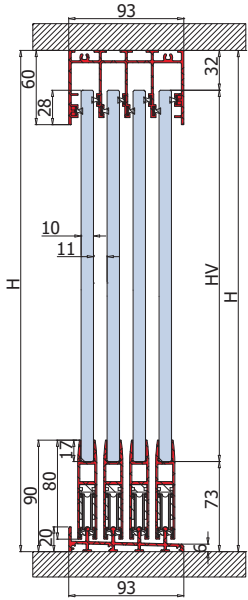
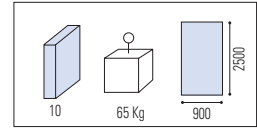
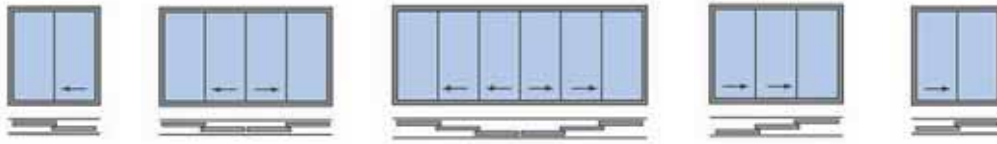
LG-208

SCORREVOLE TELESCOPICO | TELESCOPIC SLIDING SYSTEM | TELESKOP SCHIEBETÜRSYSTEM
LG-200 LOGGIAGLAS SET 4

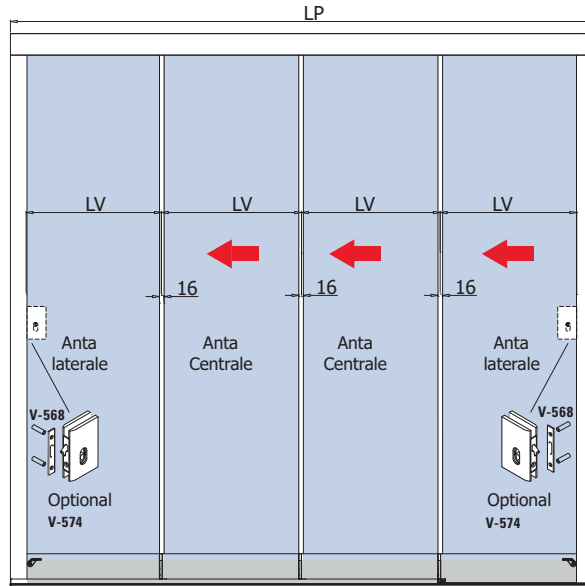

SISTEMA CON GUIDA A TERRA: Sistema scorrevole telescopico studiato per balconi, logge e verande, ideale per proteggersi da vento e intemperie.

SYSTEMS WITH BOTTOM GUIDE: Telescopic sliding system for balcony, Loggia and terrace, ideal for wind and weather protection.

SYSTEM MIT BODENFÜHRUNG: Teleskop Schiebetürsystem für Balkon und Loggiaverglasungen, ideal für Wind- und Wetterschutz.



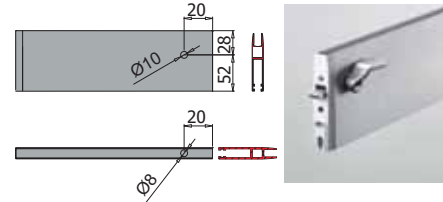
HV = H-105



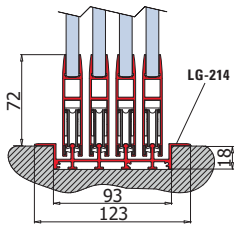
LG-209 DX/SX



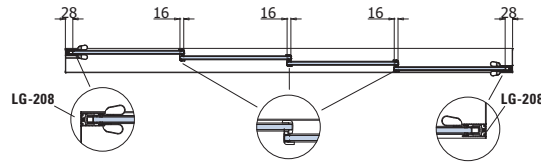
LG-210



- Lavorazione profilo anta per catenacciolo LG-211 / LG-212.
- Preparation Panel's Profile for Locking bolt LG-211 / LG-212.
- Profilbearbeitung für Feststellriegel LG-211 / LG-212.



HV = H-86



LG-200C1* / LG-200C2*

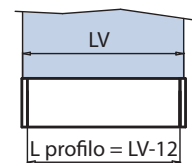
- Formula calcolo lunghezza ante **con** catenaccioli o serrature e **con** montanti laterali LG-208
- Calculation LV **with** locking bolts or locks and **with** "U" side profile LG-208.
- LV Berechnung **mit** Feststellriegel bzw. Schloss und **mit** „U“-seitlichem Profil LG-208

LV = LP / 4
LV Anta Laterale = LV + 16
LV Anta Centrale = LV - 24

LG-200

- Formula calcolo lunghezza ante **senza** catenaccioli o serrature e **senza** montanti laterali LG-208
- Calculation LV **without** locking bolts or locks and **without** "U" side profile LG-208.
- LV Berechnung **ohne** Feststellriegel bzw. Schloss und **ohne** „U“-seitliches Profil LG-208

LV = LP / 4
LV Anta Laterale = LV + 23
LV Anta Centrale = LV - 17



C1* = con 1 catenacciolo | with 1 locking bolt | mit 1 Feststellriegel / **C2*** = con 2 catenaccioli 1 | with 2 locking bolts | mit 2 Feststellriegel

xme432c



LG-206



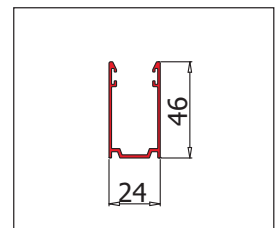
LG-207



LG-205



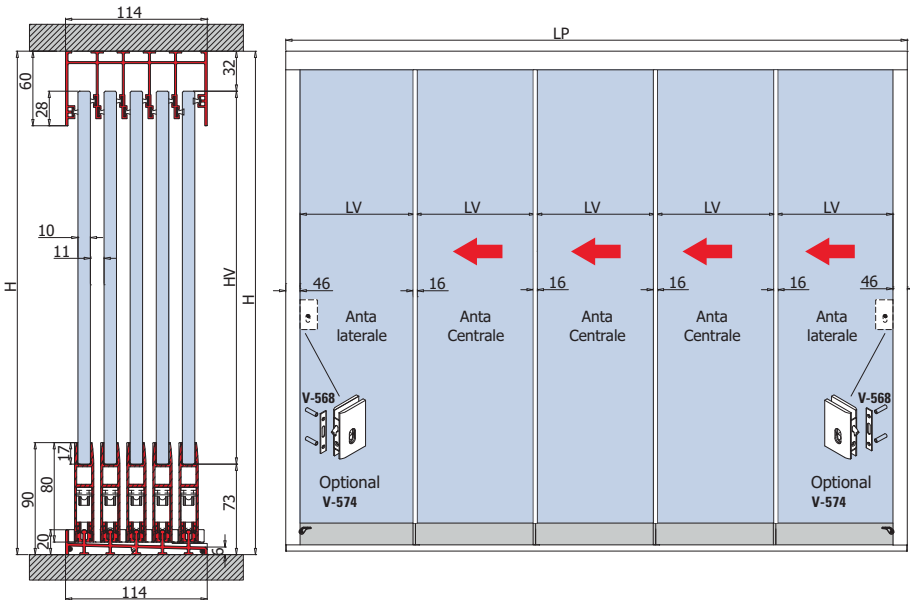
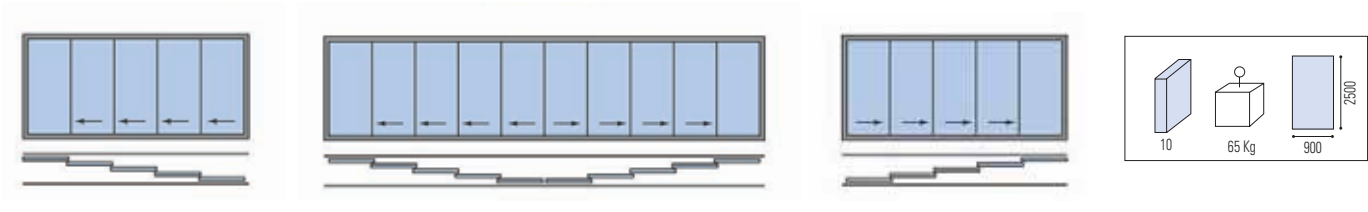
LG-211 LG-212



LG-208

SCORREVOLE TELESCOPICO | TELESCOPIC SLIDING SYSTEM | TELESKOP SCHIEBETÜRSYSTEM
LG-200 LOGGIAGLAS SET 5

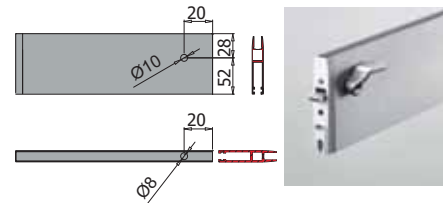
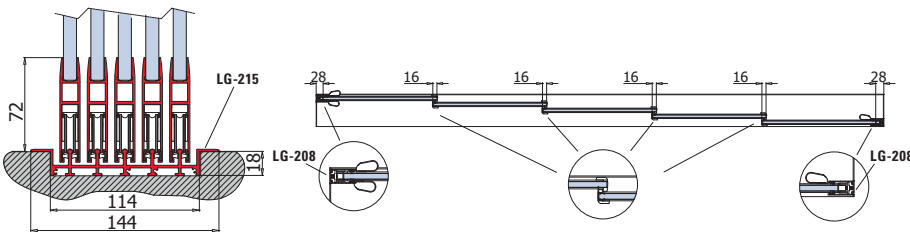

SISTEMA CON GUIDA A TERRA: Sistema scorrevole telescopico studiato per balconi, logge e verande, ideale per proteggersi da vento e intemperie
SYSTEMS WITH BOTTOM GUIDE: Telescopic sliding system for balcony, Loggia and terrace, ideal for wind and weather protection.
SYSTEM MIT BODENFÜHRUNG: Schiebetürsystem für Balkon und Loggiaverglasungen, ideal für Wind-und Wetterschutz.



LG-209 DX/SX



LG-210



- Lavorazione profilo anta per catenacciolo LG-211 / LG-212.
- Preparation Panel's Profile for Locking bolt LG-211 / LG-212.
- Profilbearbeitung für Feststellriegel LG-211 / LG-212.

HV = H - 86

LG-200C1* / LG-200C2*

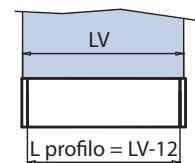
- Formula calcolo lunghezza ante **con** catenaccioli o serrature e **con** montanti laterali LG-208
- Calculation LV **with** locking bolts or locks and **with** "U" side profile LG-208.
- LV Berechnung **mit** Feststellriegel bzw. Schloss und **mit** „U“-seitlichem Profil LG-208

LV = LP / 5
LV Anta Laterale = LV + 23
LV Anta Centrale = LV - 17

LG-200

- Formula calcolo lunghezza ante **senza** catenaccioli o serrature e **senza** montanti laterali LG-208
- Calculation LV **without** locking bolts or locks and **without** "U" side profile LG-208.
- LV Berechnung **ohne** Feststellriegel bzw. Schloss und **ohne** „U“-seitliches Profil LG-208

LV = LP / 5
LV Anta Laterale = LV + 29
LV Anta Centrale = LV - 11



C1* = con 1 catenacciolo | with 1 locking bolt | mit 1 Feststellriegel / **C2*** = con 2 catenaccioli 1 | with 2 locking bolts | mit 2 Feststellriegel

xme432a



LG-203

LG-204

LG-205

LG-211 LG-212

LG-208





A

**SISTEMI SCORREVOLI
SLIDING DOOR SYSTEMS
SCHIEBETÜRSYSTEME**

6

B

**BOX DOCCIA
SHOWER BOX
DUSCHKABINEN**

111

C

**PARETI MOBILI
SLIDING WALLS
SCHIEBEWÄNDE**

189

D

**PARETI DIVISORIE E STIPITI
PARTITION WALLS AND FRAMES
TRENNWÄNDE UND ALUMINIUMZARGEN**

223

E

**SERRATURE E CERNIERE
LOCKS AND HINGES
SCHLÖSSER UND BÄNDER**

269

F

**MANIGLIE MANIGLIONI POMOLI
DOORHANDLES PULLHANDLES KNOBS
TÜRGRIFFE STOSSGRIFFE KNÖPFE**

299

G

**PORTE ESTERNE
PATCH FITTINGS
GANZGLASANLAGEN**

311

H

**BALAUSTR E PENSILINE
RAILING AND CANOPY SYSTEMS
GANZGLASGELÄNDER UND VORDACH SYSTEME**

341

I

**DISTANZIALI, MORSETTI E ACCESSORI
POINT FITTINGS, CLAMPS AND ACCESSORIES
PUNKTHALTERUNGEN, KLEMMBEFESTIGUNGEN
UND ZUBEHÖR**

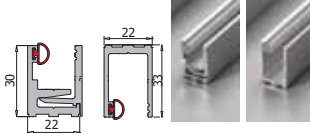
427

- PROFILI PER VETRI FISSI
- PROFILES FOR FIXED PANELS
- PROFILE FÜR FESTVERGLASUNGEN



P-058 | P-059

►229



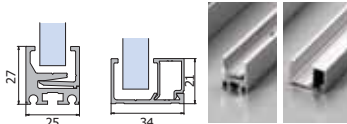
P-065 | P-01 | P-02

►228 | 230




P-050 | P-055

►231



CANALINE "U" IN ALLUMINIO
U PROFILES IN ALUMINIUM
U-PROFILE AUS ALUMINIUM

►232



CANALINE IN ACCIAIO
"U" PROFILES IN INOX
"U" PROFILE AUS INOX

►233



CANALINE "U" CON BORDO RIEPIEGATO
U PROFILES WITH FOLDED EDGE
U-PROFILE MIT ABGERUNDETER KANTE

►234




CANALINE CON ALETTA
U PROFILES WITH PLATE
U-PROFILE MIT PLATTE

►235



ANGOLARI
L PROFILES
L PROFILE

►235

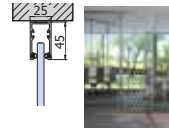


- PARETI DIVISORIE CON TRATTA FISSA E STIPIE COORDINATI
- PARTITION WALLS WITH COORDINATED FRAMES
- TRENWÄNDE MIT KOORDINIERTEN ZARGEN



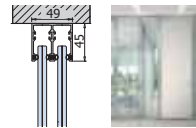
EASY PARETE
MONOVETRO

►238



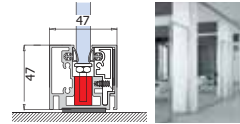
DUAL GLASS
DOPIO VETRO

►239



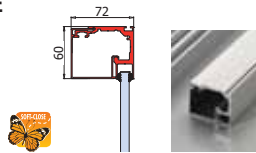
TP-010

►240



PPS EVOLUTION
MINI SOFT CLOSE

►241



PROFILI IN POLICARBONATO BIADESIVI
POLYCARBONATE PROFILE WITH ADHESIVE
POLYCARBONATPROFILE SELBSTKLEBEND

VP-21

VP-22

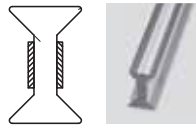
VP-23

VP-24

WRU-S60/40R

WRU-S60/40R

►242



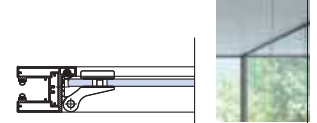
- STIPI TI SU VETRO
- ALUMINIUM FRAMES WITH FIXED SIDE PANELS
- ALUZARGEN MIT SEITENTEILEN



TP-201

STIPI TE EASY PARETE

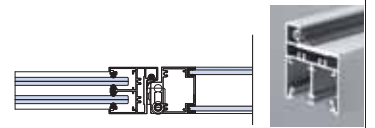
►246



TP-401

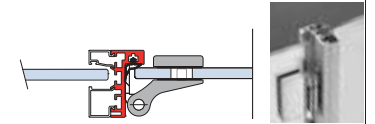
STIPI TE DUAL GLASS

►247



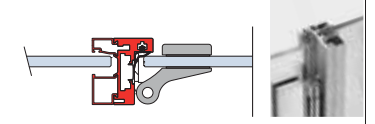
P-030-V

►248



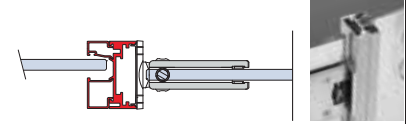
P-080-V

►249



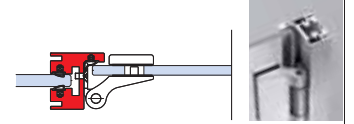
P-085-V

►250



TP-100

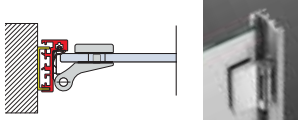
►251



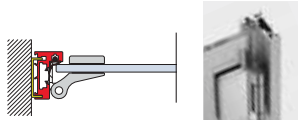
- STIPITINI SU MURO
- ALUMINIUM FRAMES
- ALUZARGEN



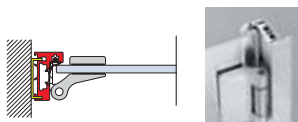
P-030
►254



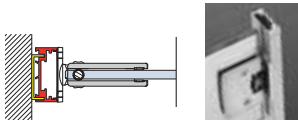
P-080-SL
►255



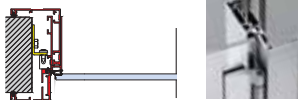
P-040
►257



P-085
►256



TP-250
IMBOTTINO
►259



TP-300
►258



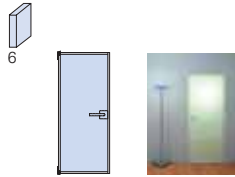
TS-04
►260



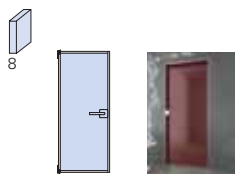
- STIPITI RASOMURO E ANTE IN ALLUMINIO
- ALIGNED WITH THE WALL FRAMES AND DOORS WITH ALUMINIUM PANEL
- WÄNDBÜNDIGE ALUZARGEN UND ALUMINIUM FLÜGELRAHMEN



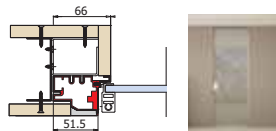
PO-100
►264



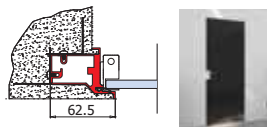
PO-200
►265



P-060
►266



P-070
►267





<p>P-065 NEW</p> <p>PRICE LIST 2017 ► 178</p>	<p>P-058 P-01</p> <p>xme334</p> <p>PRICE LIST 2017 ► 180</p> <p>P-01</p> <p>xfb081</p> <p>PRICE LIST 2017 ► 179</p>	<p>P-059 P-02</p> <p>xme333</p> <p>PRICE LIST 2017 ► 180</p> <p>P-02</p> <p>xfb081</p> <p>PRICE LIST 2017 ► 179</p>	<p>P-050</p> <p>xla223</p> <p>PRICE LIST 2017 ► 181</p>	<p>P-055</p> <p>xla224</p> <p>PRICE LIST 2017 ► 181</p>	<p>CANALINE "U" U PROFILES U-PROFILE</p> <p>Misure disponibili Available Measured: Verfügbare Maße:</p> <ul style="list-style-type: none"> V-2036 = L 19 H 40 V 14 V-2037 = L 19 H 40 V 12 V-2038 = L 19 H 25 V 14 V-2039 = L 17 H 25 V 12 V-2040 = L 13.5 H 20 V 10.5 V-2041 = L 11.5 H 20 V 8.5 B-138 = L 15 H 20 V 11 B-137 = L 15 H 15 V 11 B-136 = L 12 H 15 V 9 <p>PRICE LIST 2017 ► 182</p>
--	--	--	---	---	---



Canaline "U"
con bordo a spigolo vivo
U profiles
U-Profile

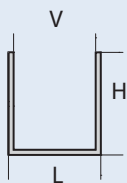
Canaline "U"
con bordo ripiegato
U profiles with folded edge
U-Profile mit abgerundeter Kante

Angolari
L profiles
L-Profile

Canaline con aletta laterale
U profiles with side plate
U-Profile mit seitlicher Platte

Canaline con aletta
U profiles with plate
U-Profile mit Platte

**CANALINE "U"
CON BORDO
A SPIGOLO VIVO
U PROFILES
U-PROFILE**

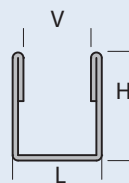


Misure disponibili
Available Measured:
Verfügbare Maße:

- V-2021 = L 18 H 20 V 16
- V-2020 = L 14.5 H 20 V 12.5
- V-2016 = L 12.5 H 20 V 10.5
- V-2017 = L 10.5 H 20 V 8.5
- V-2019 = L 8.5 H 20 V 6.5
- V-2018 = L 13 H 13 V 11

PRICE LIST 2017 ► 184

**CANALINE "U"
CON BORDO
RIPIEGATO
U PROFILES
WITH FOLDED EDGE
U-PROFILE MIT
ABGERUNDETER KANTE**



Misure disponibili
Available Measured:
Verfügbare Maße:

- V-2030 = L 16.5 H 20 V 12.5
- V-2016-R = L 14.5 H 20 V 10.5
- V-2017-R = L 12.5 H 20 V 8.5
- V-2029 = L 10.5 H 20 V 6.5

PRICE LIST 2017 ► 184

**ANGOLARI
L PROFILES
L-PROFILE**

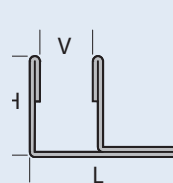


Misure disponibili
Available Measured:
Verfügbare Maße:

- V-2025 = L 30 H 30
- V-2024 = L 20 H 20
- V-2023 = L 15 H 15
- V-2022 = L 10 H 10

PRICE LIST 2017 ► 185

**CANALINE CON ALETTA
LATERALE
U PROFILES WITH SIDE PLATE
U-PROFILE MIT SEITLICHER
PLATTE**

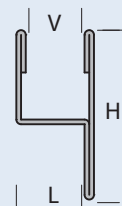


Misure disponibili
Available Measured:
Verfügbare Maße:

- V-2088 = L 31.5 H 20 V 12.5
- V-2027 = L 29.5 H 20 V 10.5
- V-2026 = L 27.5 H 20 V 8.5

PRICE LIST 2017 ► 185

**CANALINE CON
ALETTA
U PROFILES WITH PLATE
U-PROFILE MIT PLATTE**



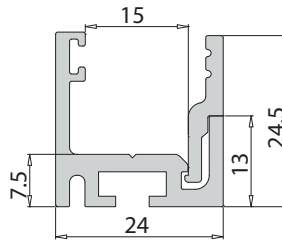
Misure disponibili
Available Measured:
Verfügbare Maße:

- V-2033 = L 16.5 H 36 V 12.5
- V-2032 = L 14.5 H 36 V 10.5
- V-2031 = L 12.5 H 35 V 8.5

PRICE LIST 2017 ► 186

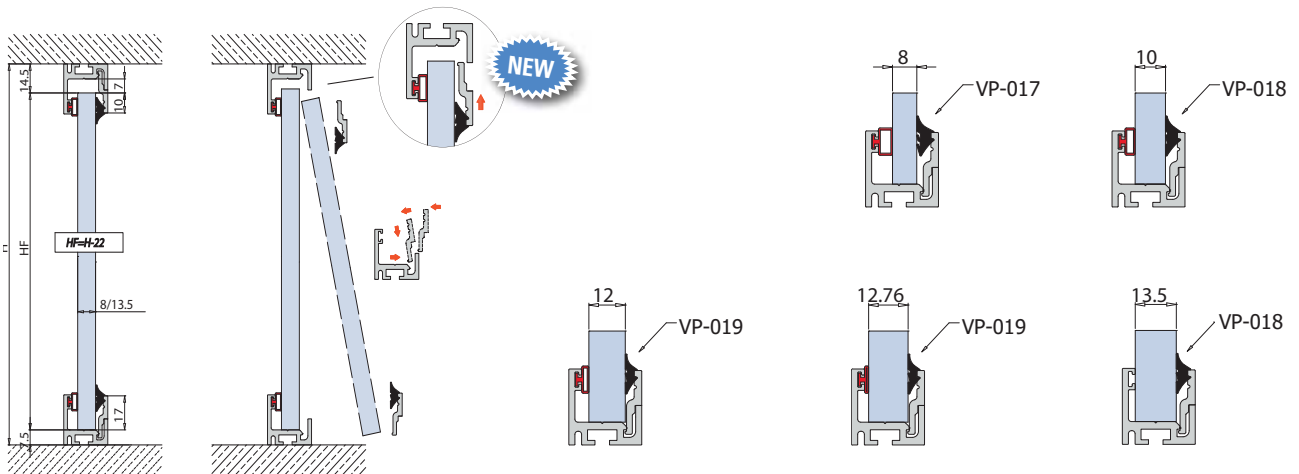
PROFILI A SCATTO PER FISSI | CLIPS PROFILES FOR FIXED FRAMES | KLIPSPROFIFE FÜR FESTVERGLASUNGEN

P-065

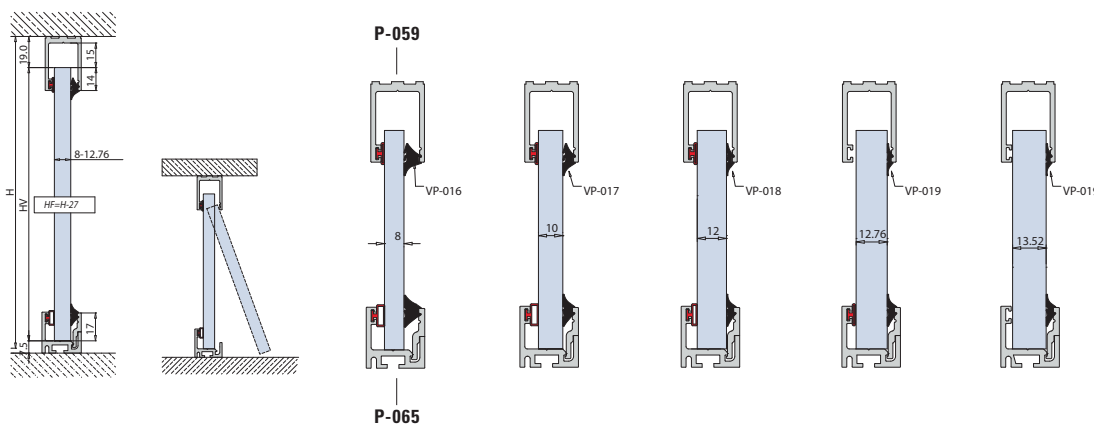


P-065

- Installazione facile e veloce con una guarnizione già premontata.
- Easy and quick installation of glass with one gasket premounted.
- Einfache und schnelle Glasmontage, da die Dichtung auf einer Seite vormontiert werden kann.

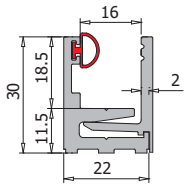


Combinazione P-065 con profilo P-059 | Combination P-065 with P-059 | Kombination P-065 mit P-059

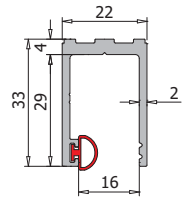



PROFILI A SCATTO PER FISSI | CLIPS PROFILES FOR FIXED FRAMES | KLIPSPROFILE FÜR FESTVERGLASUNGEN

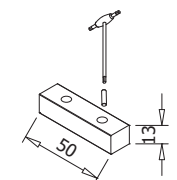
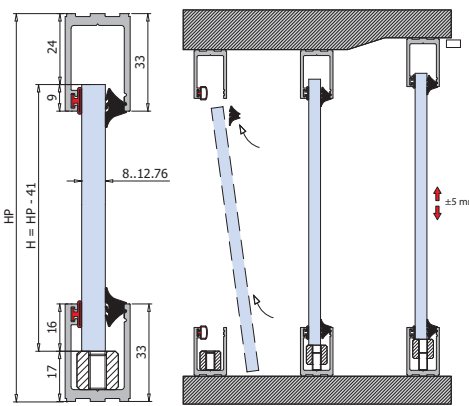
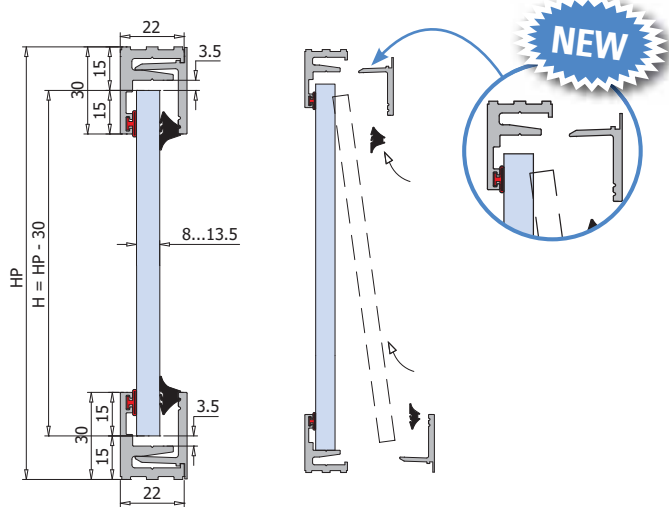
P-058



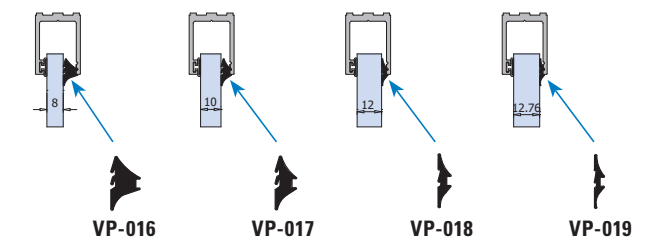
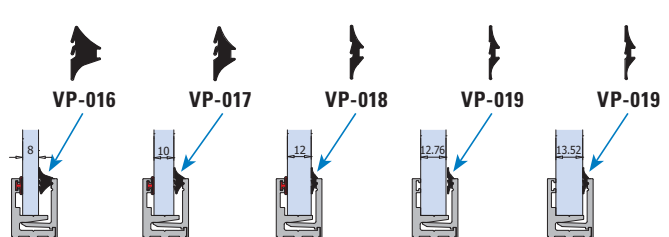
P-059



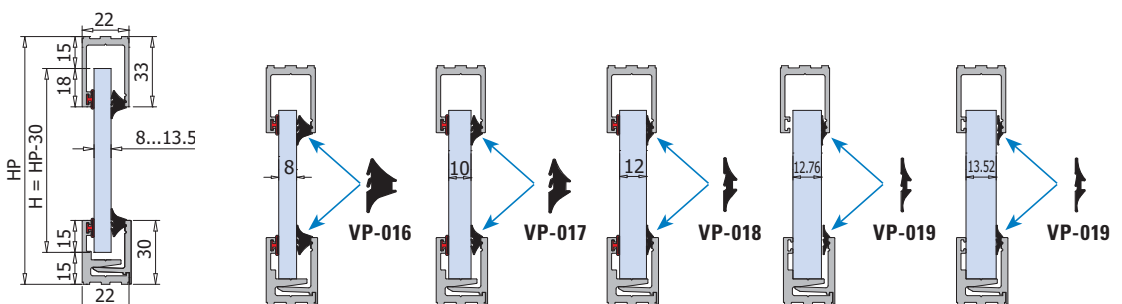
- Questo nuovo profilo migliora nettamente il montaggio perchè rispetto ai precedenti con due guarnizioni da montare, una è già premontata.
- Easy and quick installation of glass with one gasket premounted.
- Einfache und schnelle Glasmontage, da die Dichtung auf einer Seite vormontiert werden kann.



- P-057-CF6**
- Blocchetto regolabile
 - Glass support leveller
 - Stellfuß



Combinazione P-058 con profilo P-059 | Combination P-058 with P-059 | Kombination P-058 mit P-059



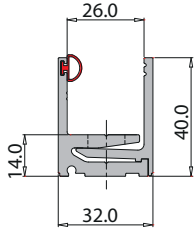
- P-068-CF4**
- Confezione 4 pezzi tappi finali.
 - Package unit of 4 pieces endcaps.
 - Verpackungseinheit von 4 Stück Endkappen.



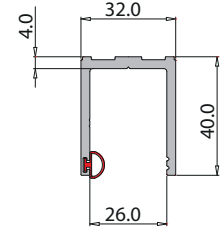
xme333 / xme334

PROFILI A SCATTO PER FISSI | CLIPS PROFILES FOR FIXED FRAMES | KLIPSPROFILE FÜR FESTVERGLASUNGEN

P-01

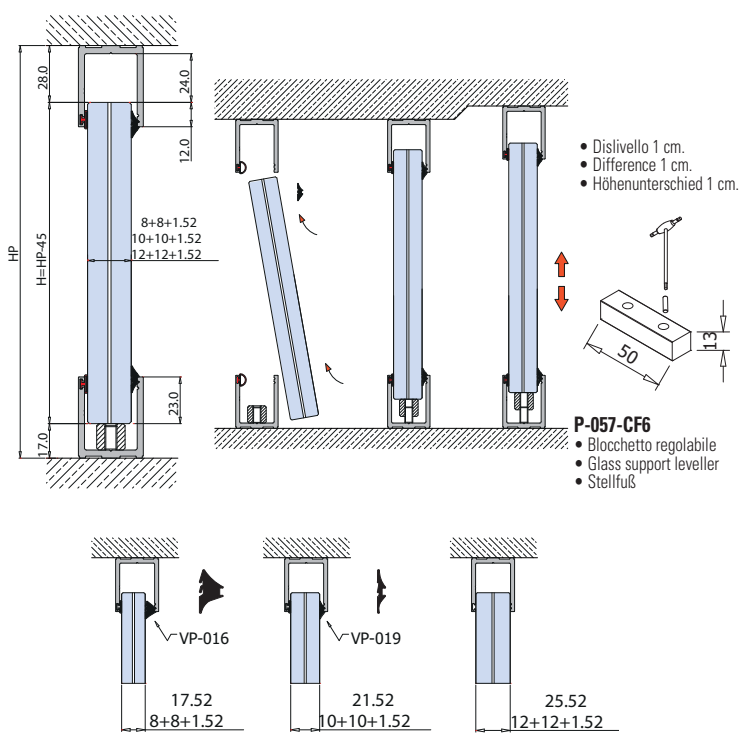
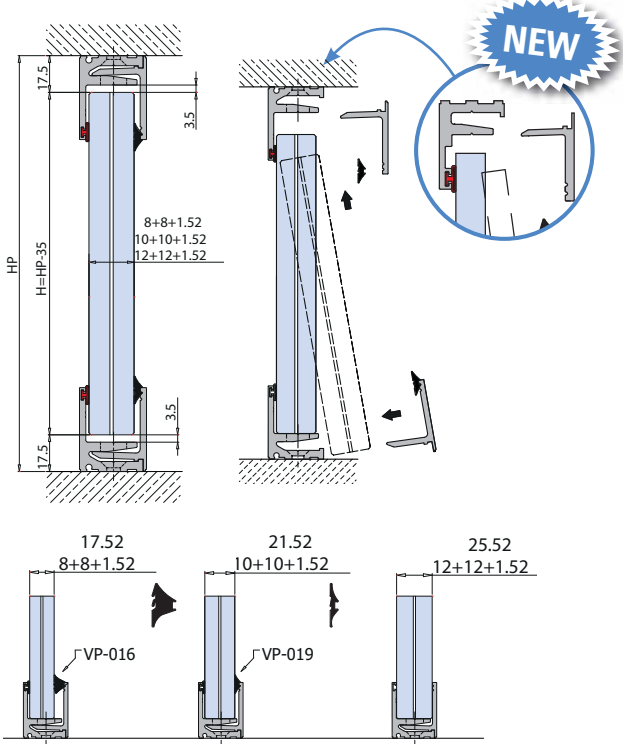


P-02

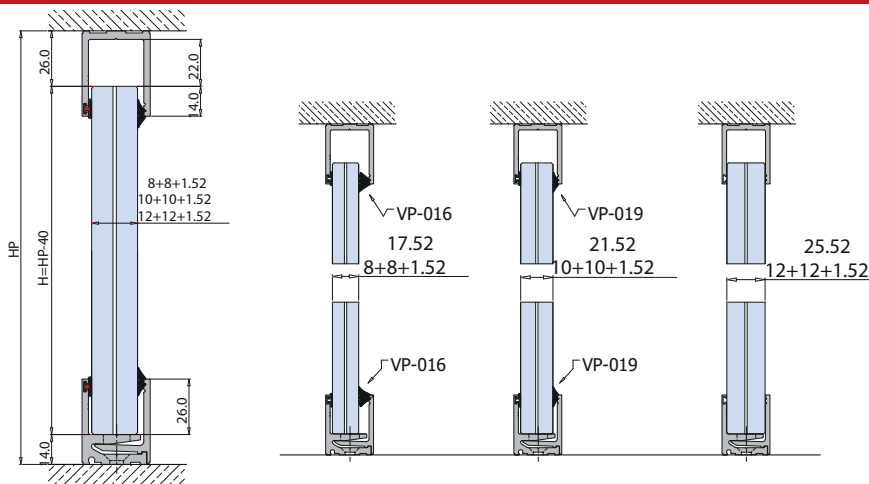


- Questo nuovo profilo migliora nettamente il montaggio perchè rispetto ai precedenti con due guarnizioni da montare, una è già premontata.
- Easy and quick installation of glass with one gasket premounted.
- Einfache und schnelle Glasmontage, da die Dichtung auf einer Seite vormontiert werden kann.

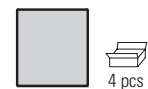
D PARETI DIVISORIE STIPITI
PARTITION WALLS AND FRAMES



Combinazione P-01 con profilo P-02 | Combination P-01 with P-02 | Kombination P-01 mit P-02

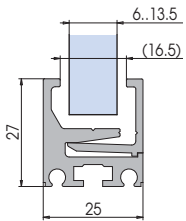



- P-003-CF4**
- Confezione 4 pezzi tappi finali.
 - Package unit of 4 pieces endcaps.
 - Verpackungseinheit von 4 Stück Endkappen.

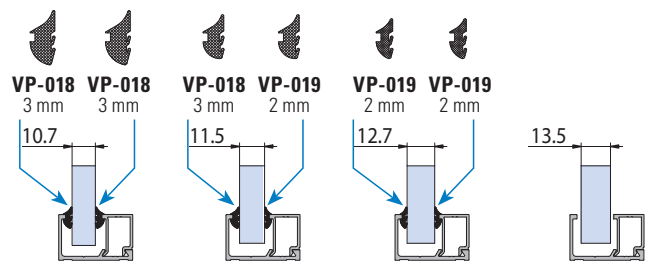
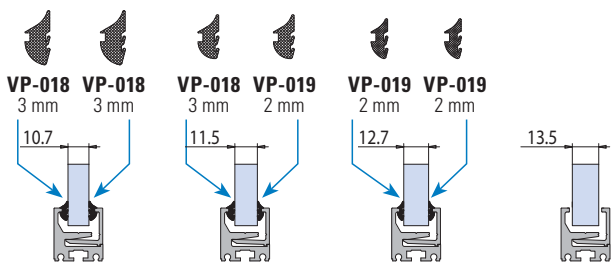
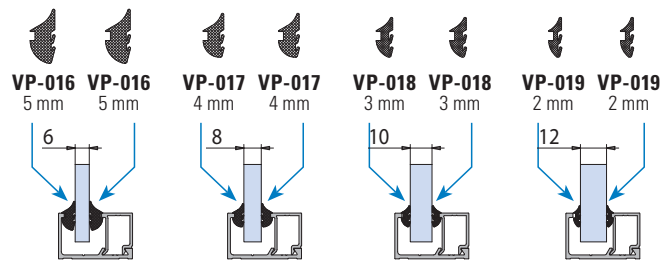
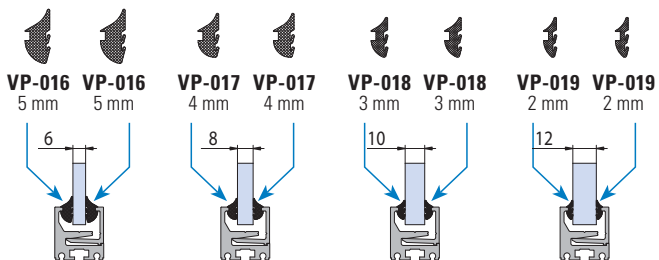
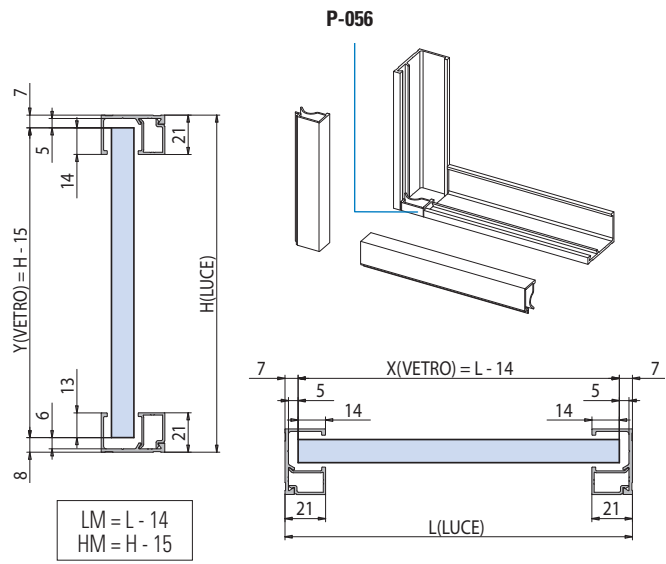
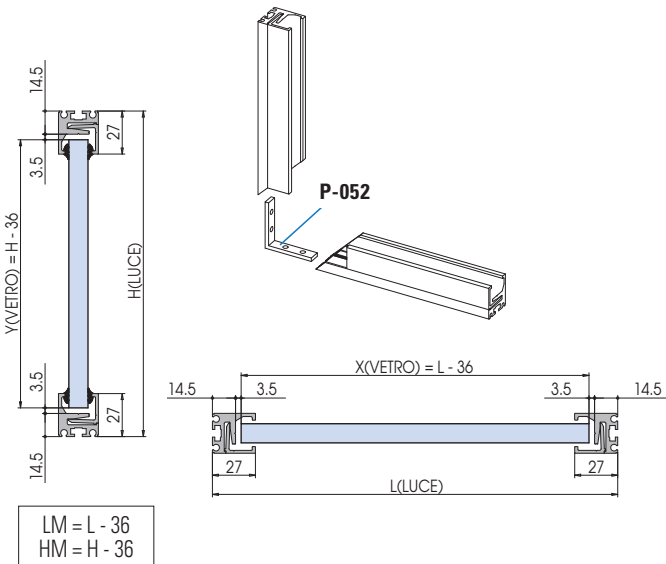
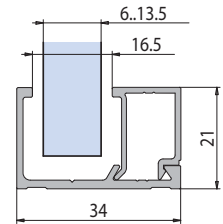



PROFILI A SCATTO PER FISSI | CLIPS PROFILES FOR FIXED FRAMES | KLIPSPROFILE FÜR FESTVERGLASUNGEN

P-050



P-055



P-051
• Pezzo tappo chiusura.
• Piece endcap.
• Stück Endkappe.

P-057
• Pezzo tappo chiusura.
• Piece endcap.
• Stück Endkappe.

xla221 / xla221a / xla223 / xla224

CANALINE "U" IN ALLUMINIO | U PROFILES IN ALUMINIUM | U-PROFILE AUS ALUMINIUM



V-2036

V-2037

V-2038

V-2039

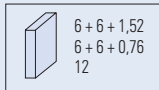
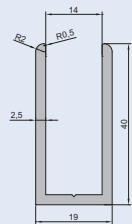
V-2040

V-2041

V-2036

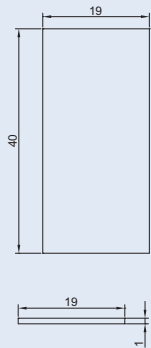
- Canalina con bordi arrotondati.
- "U" channel.
- U-Profil Aluminium. L = 3000 mm

CR - IXE - AN



V-2036 - T

- Tappo per profilo
- Endcap
- EndKappe

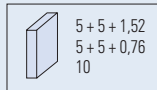


PRICE LIST 2017 ► 182

V-2037

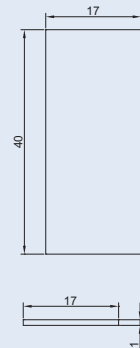
- Canalina con bordi arrotondati.
- "U" channel.
- U-Profil Aluminium. L = 3000 mm

CR - IXE - AN



V-2037 - T

- Tappo per profilo
- Endcap
- EndKappe

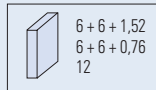
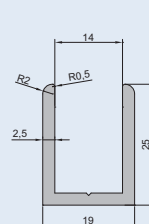


PRICE LIST 2017 ► 182

V-2038

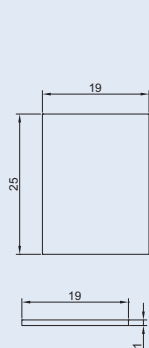
- Canalina con bordi arrotondati.
- "U" channel.
- U-Profil Aluminium. L = 3000 mm

CR - IXE - AN



V-2038 - T

- Tappo per profilo
- Endcap
- EndKappe

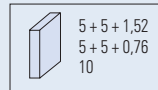
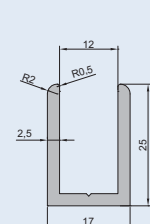


PRICE LIST 2017 ► 182

V-2039

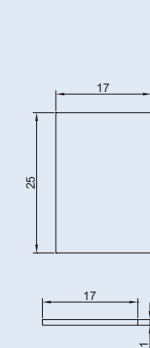
- Canalina con bordi arrotondati.
- "U" channel.
- U-Profil Aluminium. L = 3000 mm

CR - IXE - AN



V-2039 - T

- Tappo per profilo
- Endcap
- EndKappe

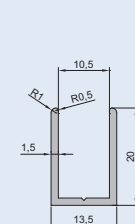


PRICE LIST 2017 ► 182

V-2040

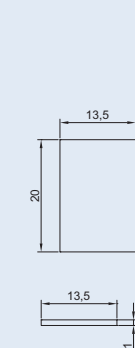
- Canalina con bordi arrotondati.
- "U" channel.
- U-Profil Aluminium. L = 3000 mm

CR - IXE - AN



V-2040 - T

- Tappo per profilo
- Endcap
- EndKappe

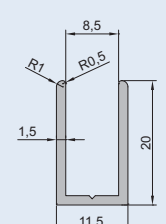


PRICE LIST 2017 ► 182

V-2041

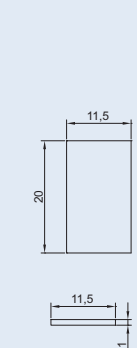
- Canalina con bordi arrotondati.
- "U" channel.
- U-Profil Aluminium. L = 3000 mm

CR - IXE - AN



V-2041 - T

- Tappo per profilo
- Endcap
- EndKappe



PRICE LIST 2017 ► 182

CANALINE "U" IN ALLUMINIO | U PROFILES IN ALUMINIUM | U-PROFILE AUS ALUMINIUM



B-138

B-137

B-136

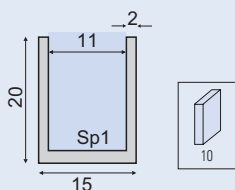
BX-PT-C58

BX-PT-C56

B-138

- Canalina spigoli vivi.
- Sharp corner "U" channel.
- U-Profil Aluminium.
- L = 3000 mm

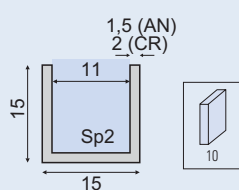
CR - AN



B-137

- Canalina spigoli vivi.
- Sharp corner "U" channel.
- U-Profil Aluminium.
- L = 3000 mm

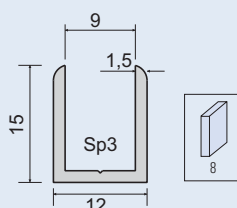
CR - AN



B-136

- Canalina con bordi arrotondati.
- "U" channel.
- "U"-Profil Aluminium.
- L = 3000 mm

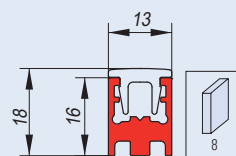
CR



BX-PT-C58

- Profilo a terra.
- Floor profile.
- Bodenprofil.
- L = 3000 mm

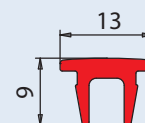
CR



BX-PT-C56

- Coperchio per profilo a terra BX-PT-C58 per tratto entrata doccia.
- Cover profile for floor profile BX-PT-C58, shower entry.
- Profilabdeckung Bodenprofil BX-PT-C58, Duscheinstieg.
- L = 3000 mm

CR



BX-PT-C56 (optional)

B-136-C60 (optional)

PRICE LIST 2017 ► 183

PRICE LIST 2017 ► 183

PRICE LIST 2017 ► 183

PRICE LIST 2017 ► 183
xla367b

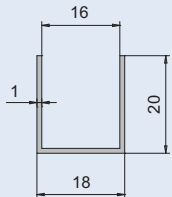
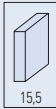
PRICE LIST 2017 ► 183
xla308

CANALINE "U" CON BORDO A SPIGOLO VIVO | U PROFILES | U-PROFILE



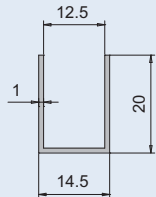
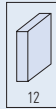
IX IL
Materiale | Material | Material
Inox AISI 304
L = 2500 mm

V-2021



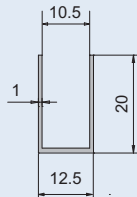
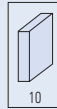
PRICE LIST 2017 ► **184**

V-2020



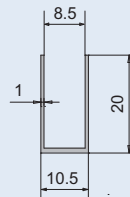
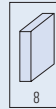
PRICE LIST 2017 ► **184**

V-2016



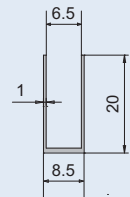
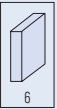
PRICE LIST 2017 ► **184**

V-2017



PRICE LIST 2017 ► **184**

V-2019



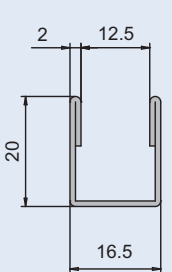
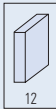
PRICE LIST 2017 ► **184**

CANALINE "U" CON BORDO RPIEGATO | U PROFILES WITH FOLDED EDGE | U-PROFILE MIT ABGERUNDETER KANTE



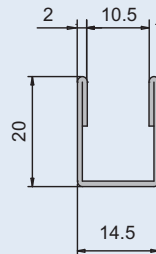
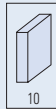
IX IL
Materiale | Material | Material
Inox AISI 304
L=2500 mm

V-2030



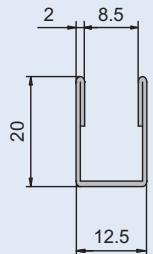
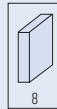
PRICE LIST 2017 ► **184**

V-2016-R



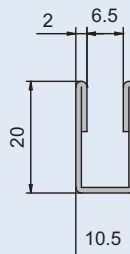
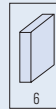
PRICE LIST 2017 ► **184**

V-2017-R



PRICE LIST 2017 ► **184**

V-2029



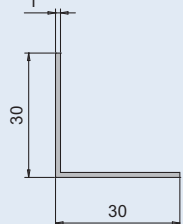
PRICE LIST 2017 ► **184**

ANGOLARI | L PROFILES | L-PROFILE



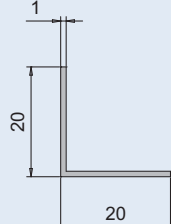
IX IL
Materiale | Material | Material
Inox AISI 304
L= 2500 mm

V-2025



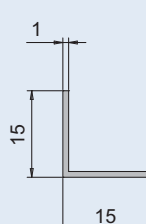
PRICE LIST 2017 ► 185

V-2024



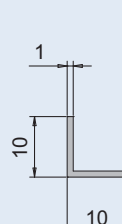
PRICE LIST 2017 ► 185

V-2023



PRICE LIST 2017 ► 185

V-2022



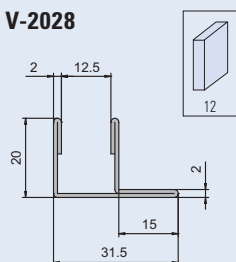
PRICE LIST 2017 ► 185

CANALINE CON ALETTA LATERALE | U PROFILES WITH SIDE PLATE | U-PROFILE MIT SEITLICHER PLATTE



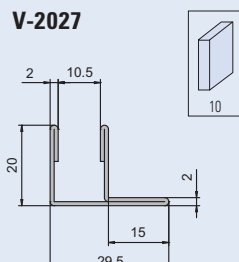
IX IL
Materiale | Material | Material
Inox AISI 304
L= 2500

V-2028



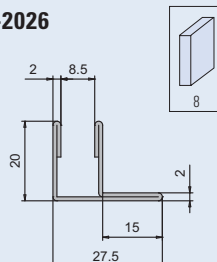
PRICE LIST 2017 ► 185

V-2027



PRICE LIST 2017 ► 185

V-2026



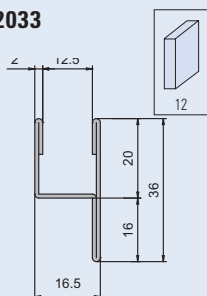
PRICE LIST 2017 ► 185

CANALINE CON ALETTA | U PROFILES WITH PLATE | U-PROFILE MIT PLATTE



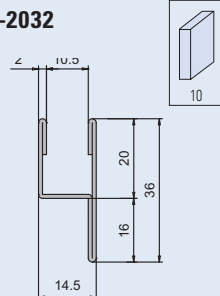
IX IL
Materiale | Material | Material
Inox AISI 304
L=2500

V-2033



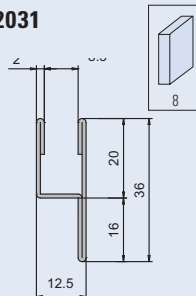
PRICE LIST 2017 ► 186

V-2032




PRICE LIST 2017 ► 186

V-2031



PRICE LIST 2017 ► 186

PROFILI PER VETRI FISSI | PROFILES FOR FIXED PANELS | PROFILE FÜR FESTVERGLASUNGEN



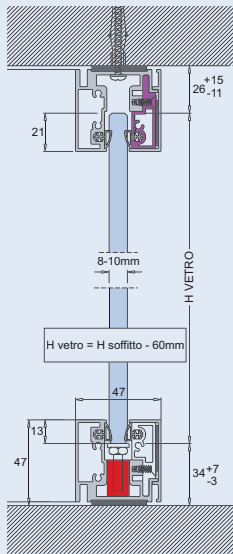
TP-010

TP-210

TP-410

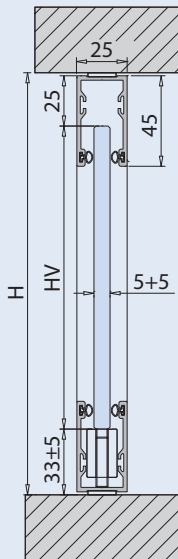
PPS EVOLUTION

TP-010



PRICE LIST 2017 ► 193

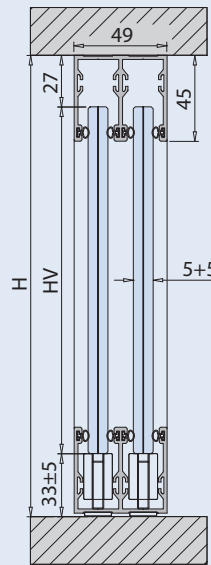
TP-210



xme357

PRICE LIST 2017 ► 188

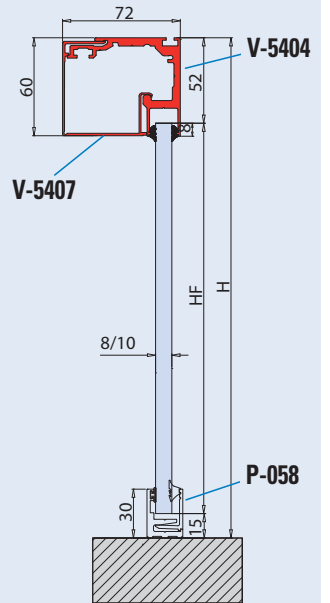
TP-410



xme358

PRICE LIST 2017 ► 190

PPS EVOLUTION



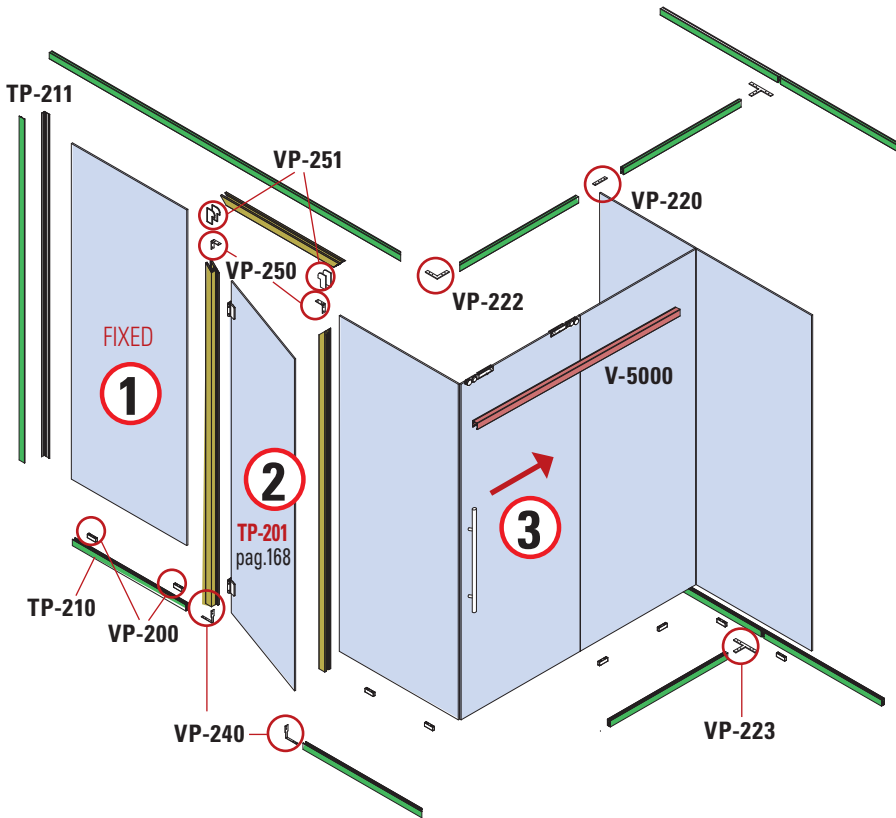
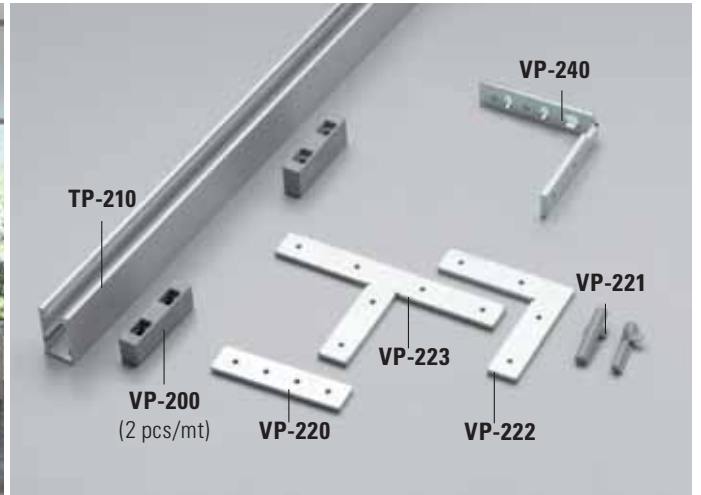
xme350

PRICE LIST 2017 ► 197



ACCESSORI PER TRATTE VETRO FISSO | PARTITION WALL ACCESSORIES | TRENNWAND EINZELTEILE

EASY PARETE

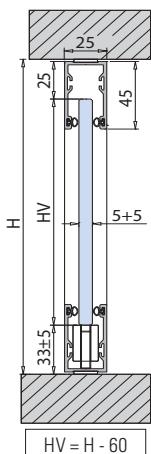


CATAS ESEGUITE PROVE DI CARICO SULLA PORTA E SULLA PARETE

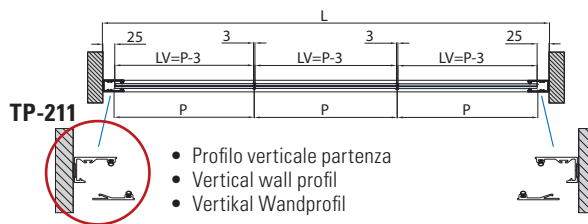
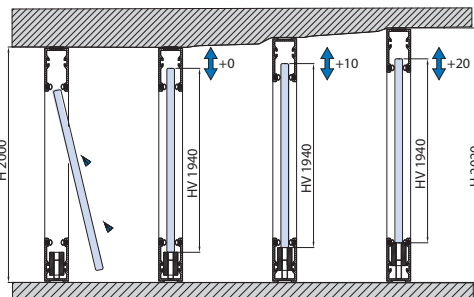
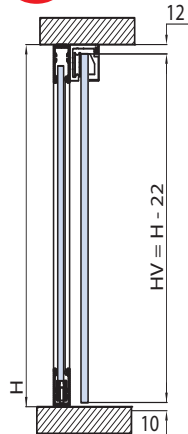
CSI
LABORATORIO FISICA TECNICA/ACUSTICA

PROVA:
n° 0022/DC/ACU/15
RISULTATO:
Rw (C;Ctr) = 36 (0;-2) dB

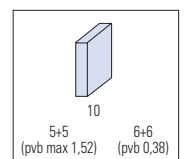
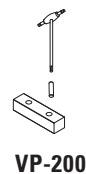
- 1**
- Tratta fissa
 - Partition wall
 - Trennwand



- 3**
- V-5000 Scorrevole
 - V-5000 Sliding door
 - V-5000 Schiebetür

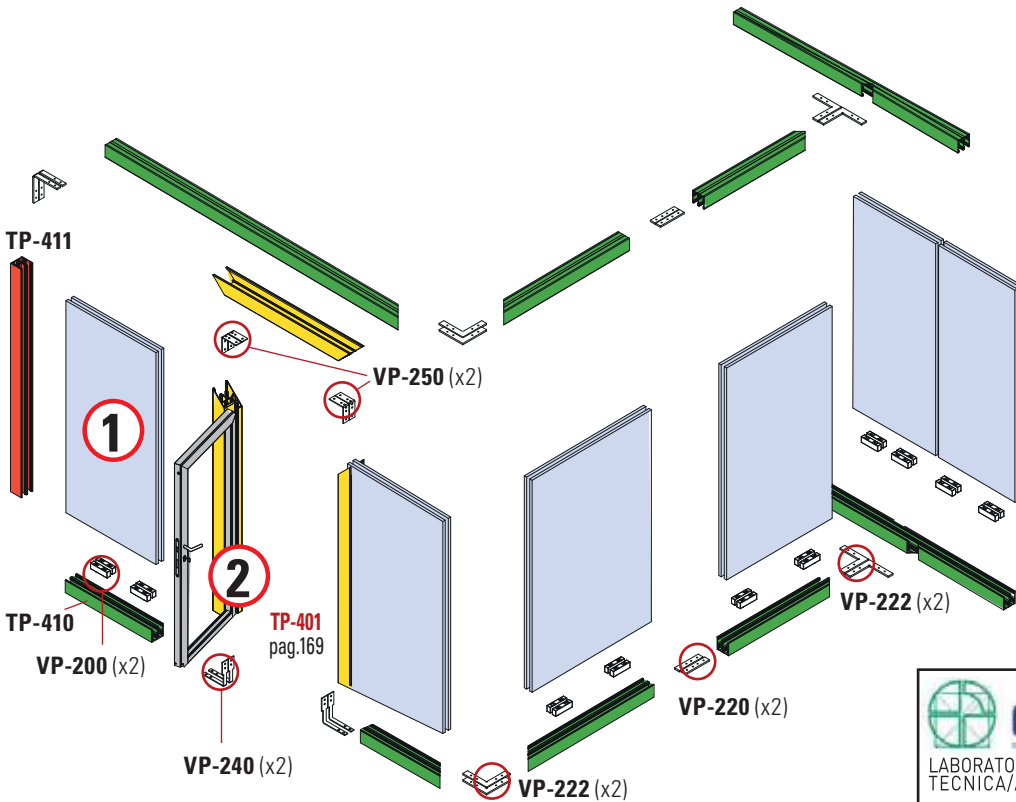



- dislivello 20 mm
- difference 20 mm
- Höhenunterschied 20 mm



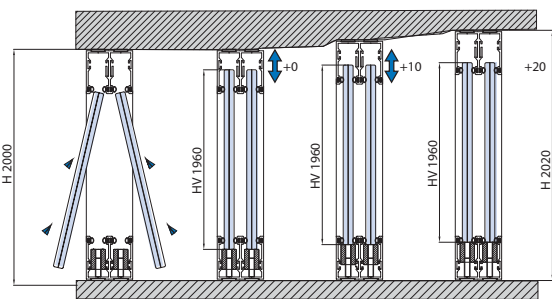
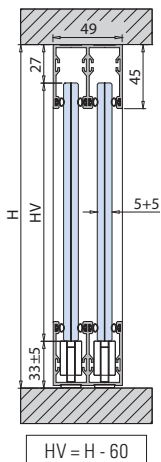
xme357 / xme367h
xme367i / xme367c / xme367l

DUAL GLASS

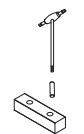


<p>LABORATORIO FISICA TECNICA/ACUSTICA</p>	<p>PROVA: n° 0022/DC/ACU/15</p>
	<p>RISULTATO: Rw (C;Ctr) = 40 (0;-2) dB</p>

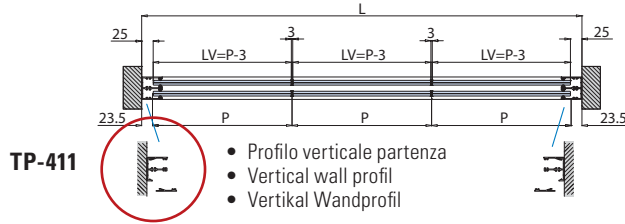
- 1**
- Tratta fissa
 - Partition wall
 - Trennwand



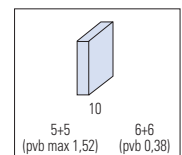
- dislivello 20 mm
- difference 20 mm
- Höhenunterschied 20 mm



VP-200



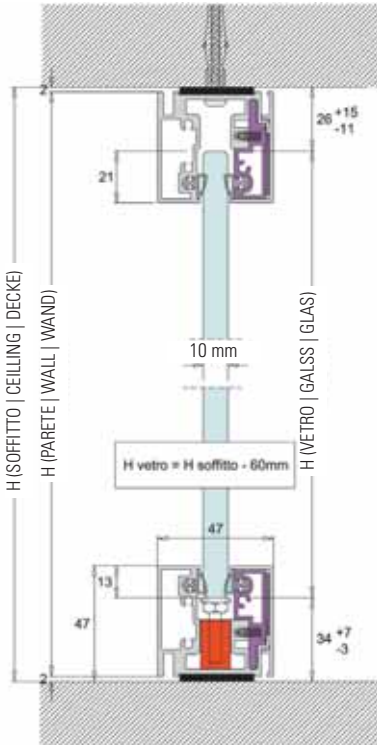
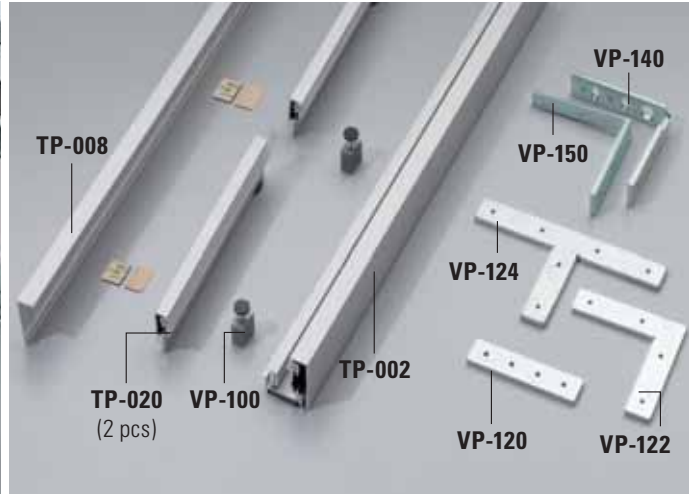
- TP-411**
- Profilo verticale partenza
 - Vertical wall profil
 - Vertikal Wandprofil



xme358 / xme367o / xme367n / xme367p

ACCESSORI PER TRATTE VETRO FISSO | PARTITION WALL ACCESSORIES | TRENNWAND EINZELTEILE

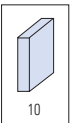
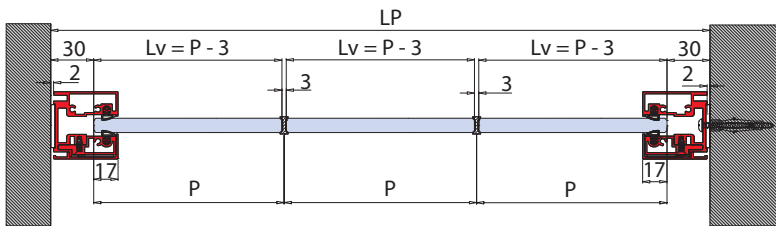
TP-010



TP-002
Profilo parete
Partition profile
Rahmenprofil

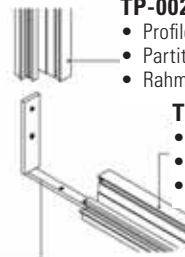
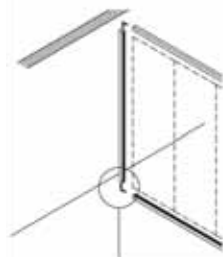
TP-020
Profilo fermavetro
Glass holding profile
Glashalterungsprofile

TP-008
Carter
Carter covering
Abdeckungsprofil



VP-130

- Staffa di collegamento verticale per profili parete.
- Vertical connecting bracket for partition frames.
- Vertikale Verbindungsstange für Wandprofile



TP-002
• Profilo parete
• Partition profile
• Rahmenprofil

TP-002
• Profilo parete
• Partition profile
• Rahmenprofil

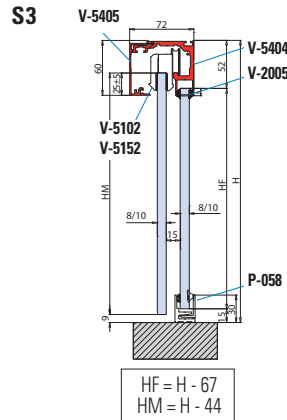
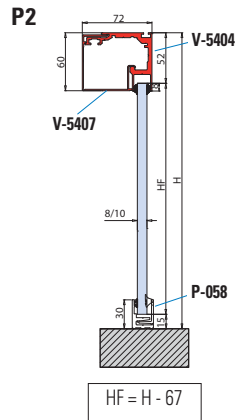
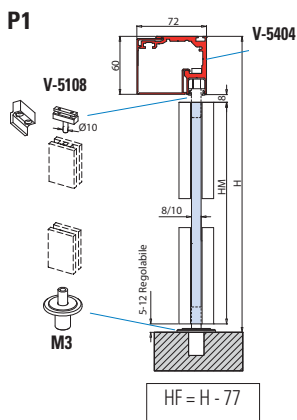
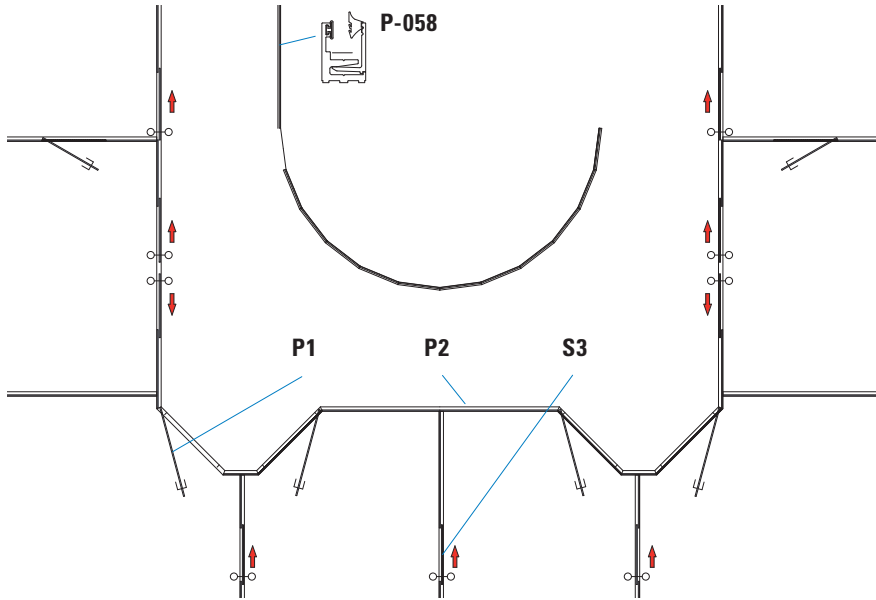


xme375C

PPS EVOLUTION MINI SOFT-CLOSE

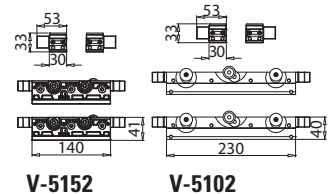
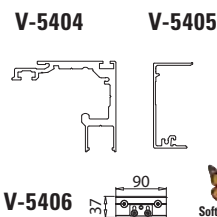
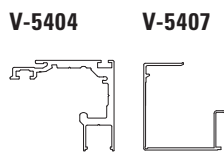
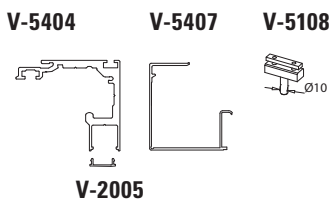


- PPS è il nuovo innovativo programma di Profili e Accessori Metalglas che permette la realizzazione di Pareti divisorie in vetro integrate con porte scorrevoli o porte battenti.
- PPS is the new Metalglas Profiles and Accessories program, which allow the realization of partition wall integrated with sliding or pivoting doors.
- PPS das neue Profil- und Zubehörprogramm von Metalglas. In diesem Programm sind die Trennwände mit den Dreh- und Schiebetüren in einem einzigen System zusammengefasst.

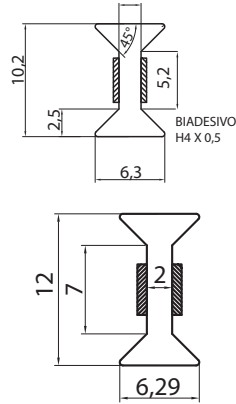


- Profili a scatto per fissi
- Aluminium Profiles for fixed panels
- Rahmensysteme aus Aluminium für Festverglasungen

xme350



PROFILI IN POLICARBONATO BIADESIVI POLYCARBONATE PROFILE WITH ADHESIVE POLYCARBONATPROFILE SELBSTKLEBEND

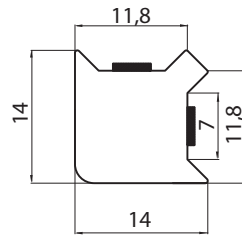


VP-21

- Profilo in policarbonato ad H per giunzione vetro 2 vie in linea con biadesivo 3M su ambo i lati.
- H polycarbonate transparent profile with adhesive fixing for glass 10 mm.
- H Polycarbonatprofil selbstklebend für Glas 10 mm.

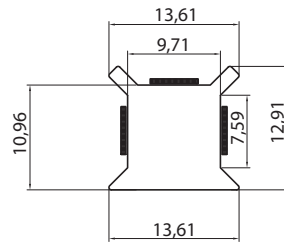

VP-22

- Profilo in policarbonato ad H per giunzione vetro 2 vie in linea con biadesivo 3M su ambo i lati. Profili in barre da 3 metri - per spessore vetro 12 mm. e 5+5+1,52
- H polycarbonate transparent profile with adhesive fixing for glass 12 and 5+5+1,52 mm. Profile in bars of 3 mt.
- H Polycarbonatprofil selbstklebend für Glas 12 und 5+5+1,52 mm.



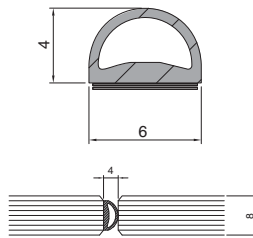
VP-23

- Profilo in policarbonato per giunzione vetro 2 vie a 90° con biadesivo 3M sui lati. Profili in barre da 3 metri
- per spessore vetro 10/12 mm. e 5+5+1,52
- 2 way joints polycarbonate transparent profile with adhesive fixing for glass 10/12 mm. and 5+5+1,52 mm.
- 2-Wege Polycarbonatprofil selbstklebend für Glas 10/12 mm und 5+5+1,52 mm.



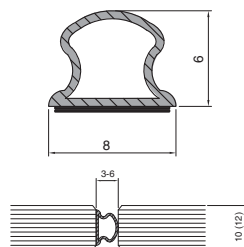
VP-24

- Profilo in policarbonato per giunzione vetro 3 vie con biadesivo 3M sui lati. Profili in barre da 3 metri
- per spessore vetro 10/12 mm. e 5+5+1,52
- 3 way joints polycarbonate transparent profile with adhesive fixing for glass 10/12 mm. and 5+5+1,52 mm.
- 3-Wege Polycarbonatprofil selbstklebend für Glas 10/12 mm und 5+5+1,52 mm.



WRU-S60/40R

- Guarnizione neutra per vetro 8 mm. con fissaggio adesivo
- prezzo per confezione mt. 10
- Neutral gasket for glass 8 mm. with adhesive fixing
- Price each package unit of 10 mt
- Dichtungsprofil für 8 mm Glaskante selbstklebend.



WRU-S80/60Z

- Guarnizione neutra per vetro 10-12 mm. con fissaggio adesivo Prezzo per confezione mt. 10
- Neutral gasket for glass 10-12 mm.
- with adhesive fixing
- Price each package unit of 10 mt
- Dichtungsprofil für 10/12 mm Glaskante selbstklebend.



TP-201



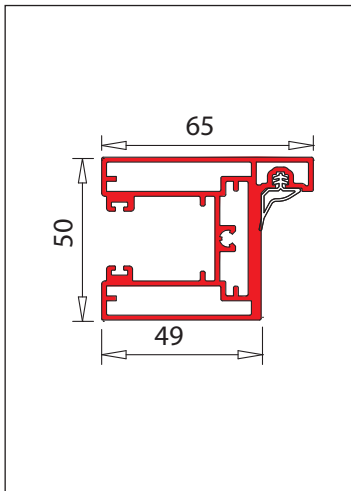
TP-401



P-030-V

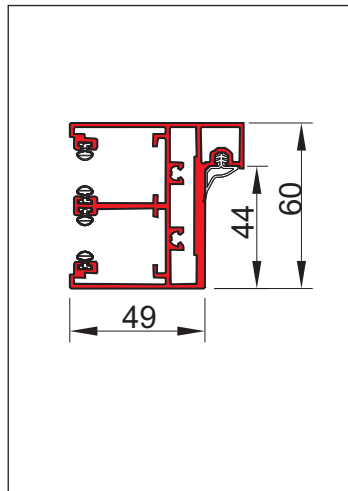


TP-201 ▶ 246



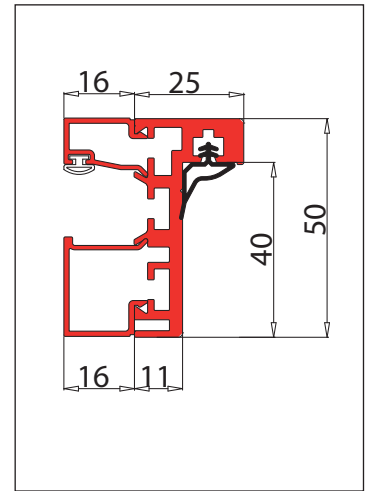
xme367b

TP-401 ▶ 247



xme367a / xme369

P-030-V ▶ 248



xme373g

P-080-V



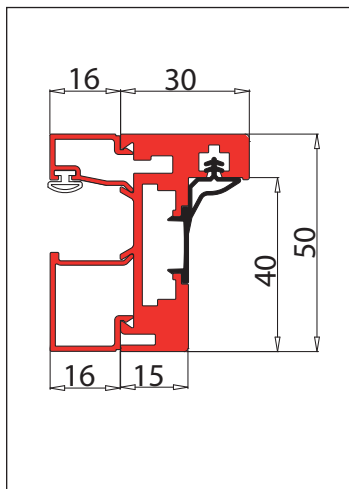
P-085-V



TP-100



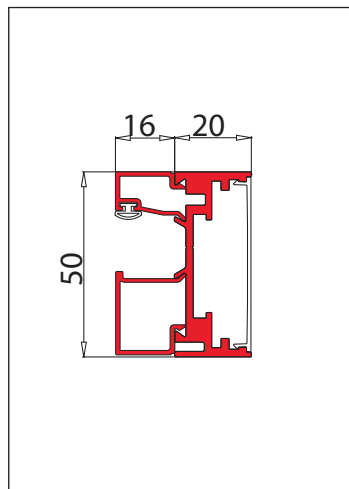
P-080-V ▶ 249



xme378b

PRICE LIST 2017 ▶ 200

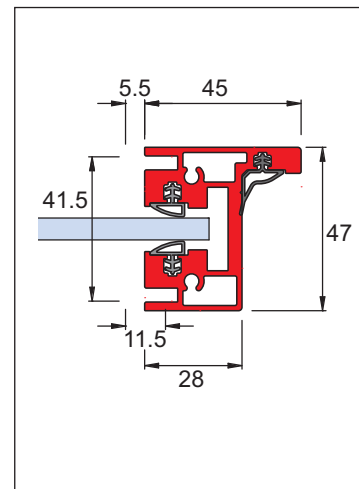
P-085-V ▶ 250



xme373d

PRICE LIST 2017 ▶ 201

TP-100 ▶ 251



xme375A

PRICE LIST 2017 ▶ 195

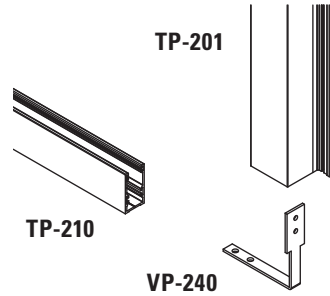
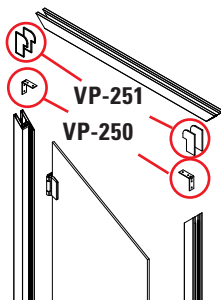
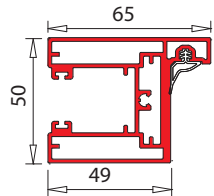
TP-201

2

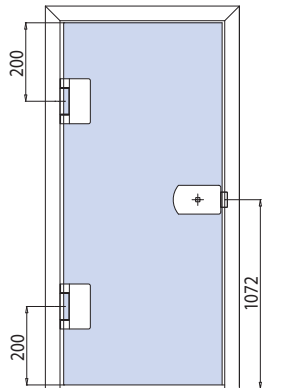


TP-201

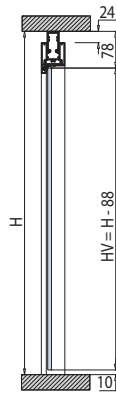
- Stipite porta battente
- Door frame for hinged door
- Aluzarge



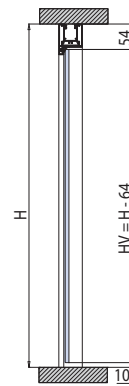
- Porta battente vetro con cerniere
- Glass door with hinges
- Glastür mit Bänder



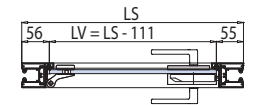
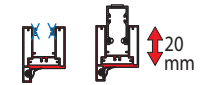
- Con regolazione
- With adjustment
- Mit Verstellung



- Senza regolazione
- Without adjustment
- Ohne Verstellung

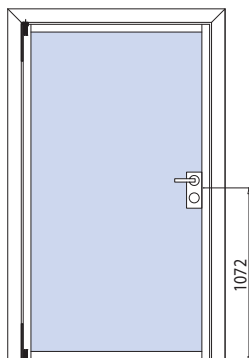


Fresatura per regolazione a cura del cliente
Milling for adjustment by the customer
Fräsung für Verstellung bauseits

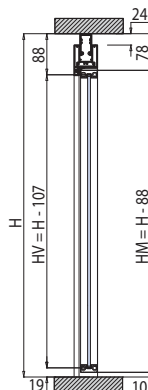


PO-100 / PO-200

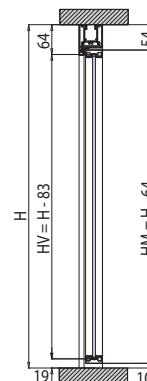
- Telaio porta battente
- Door panel surround
- Flügelrahmen



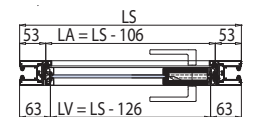
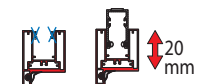
- Con regolazione
- With adjustment
- Mit Verstellung



- Senza regolazione
- Without adjustment
- Ohne Verstellung

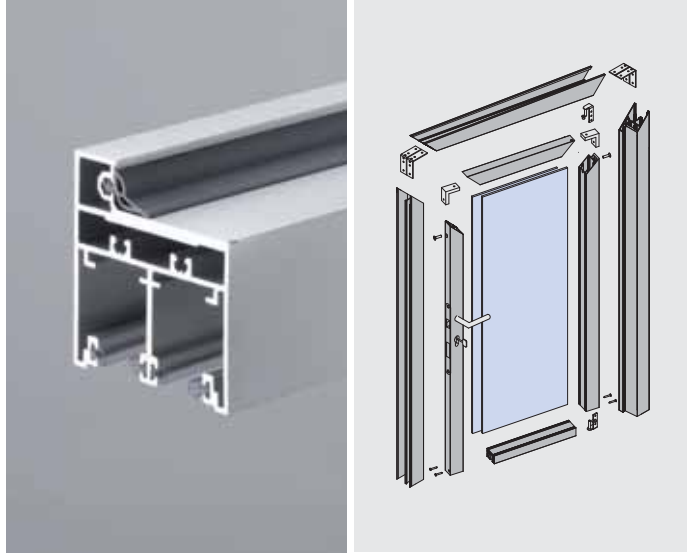


Fresatura per regolazione a cura del cliente
Milling for adjustment by the customer
Fräsung für Verstellung bauseits



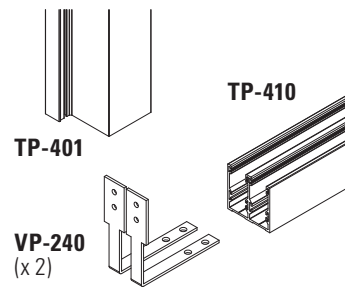
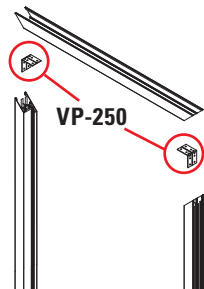
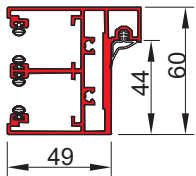
TP-401

2



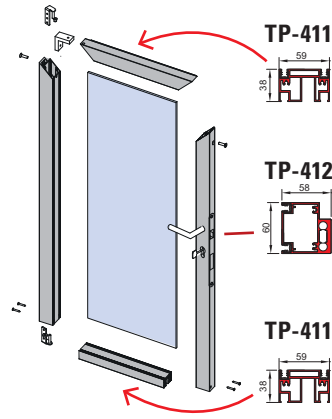
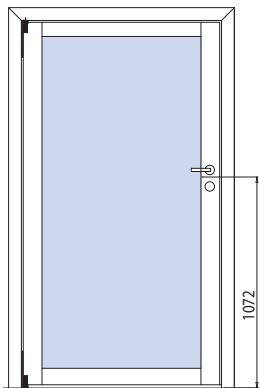
TP-401

- Stipite porta battente
- Door frame for hinged door
- Aluzarge



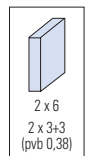
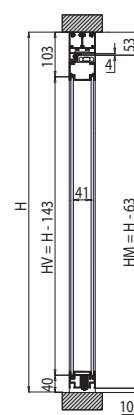
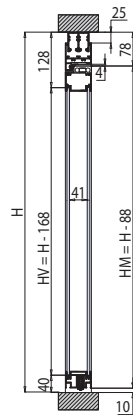
TP-405

- Telaio porta battente
- Door panel surround
- Flügelrahmen

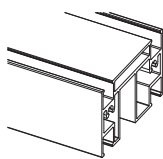
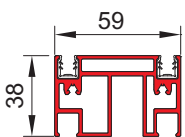


- Con regolazione
- With adjustment
- Mit Verstellung

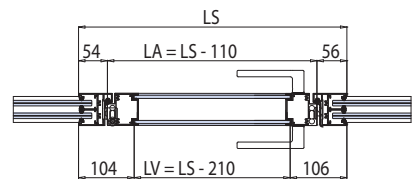
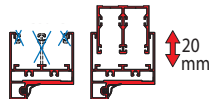
- Senza regolazione
- Without adjustment
- Ohne Verstellung



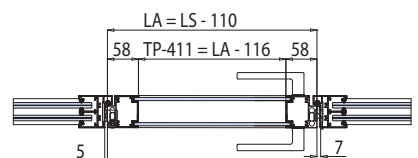
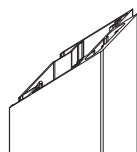
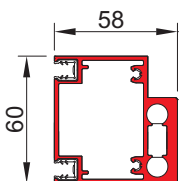
TP-411



Fresatura per regolazione a cura del cliente
Milling for adjustment by the customer
Fräsung für Verstellung bauseits




TP-412



xme367a / xme369

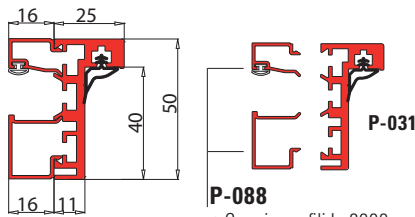
P-030-V



P-088 con/with/mit P-030 or P-031

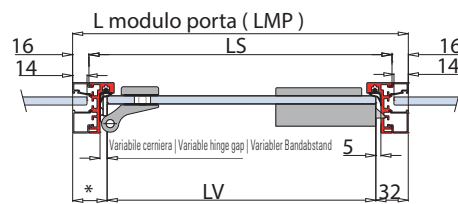


P-012-CF4



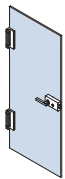
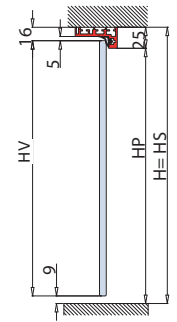
P-088

- Coppia profili L=3000 mm per fissaggio vetro fisso
- Pair clipping profiles L=3000 mm for fixed panels
- Paar klips Profile L=3000 mm für Fixierung des Festteils



$$HS = H$$

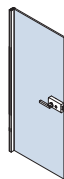
$$LS = LPM - 32$$



V-509 V-709 V-409 V-809

$$LV = LMP - (34^* + 32)$$

$$HV = H - 25$$



P-08

$$LV = LMP - (36^* + 32)$$

$$HV = H - 25$$

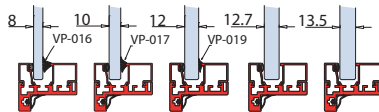
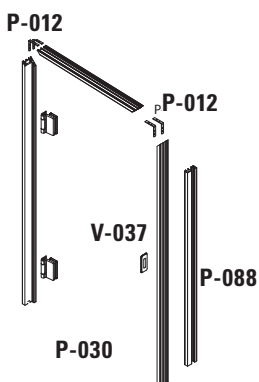


PO-200 PO-100

$$LA = LMP - (32^* + 32)$$

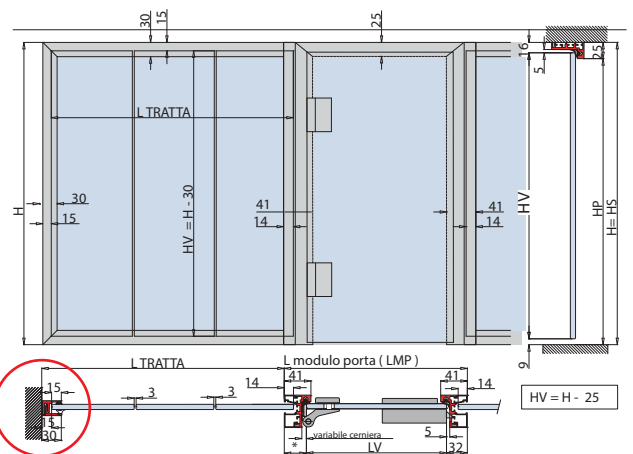
$$HA = H - 25$$

ESEMPIO MONTAGGIO | ASSEMBLY | MONTAGE



P-088



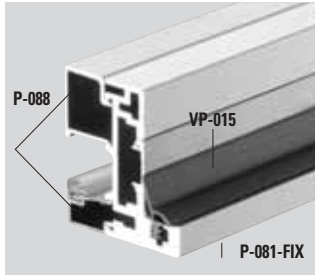
- Profili fermavetro
- Clipping profiles for fixed panel
- Klips profile für Festverglasung



P-058

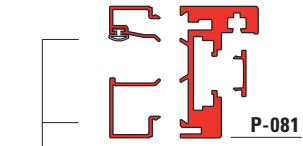
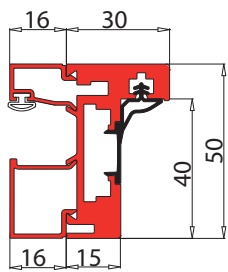
► 229

P-080-V

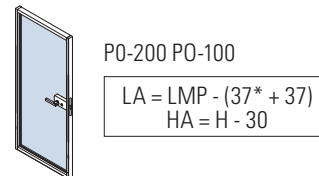
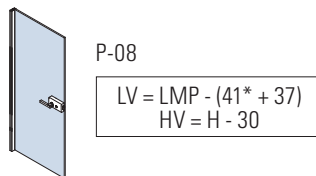
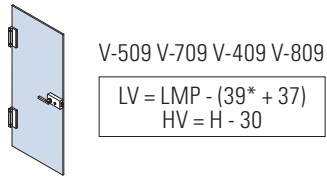
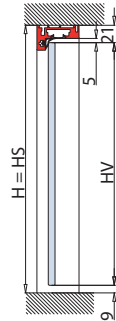
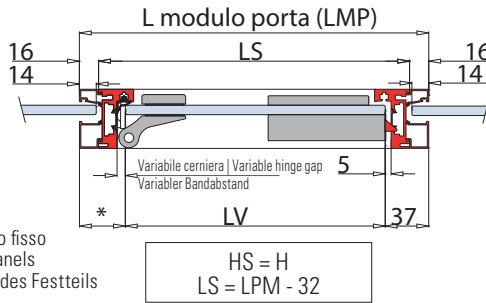


- P-082**
- Per fissaggio cerniere
 - For hinges installation
 - Befestigungsplatte für Bänder

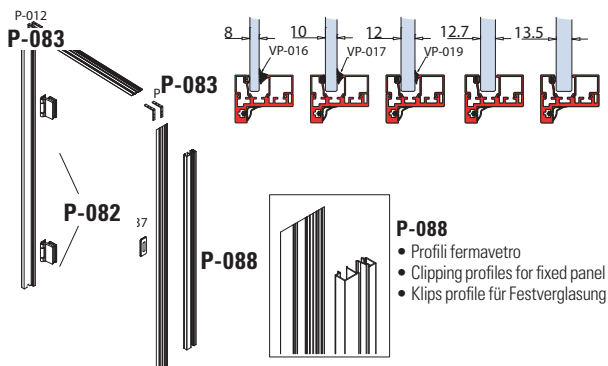
P-088 con/with/mit P-080 or P-081 P-083 - CF2



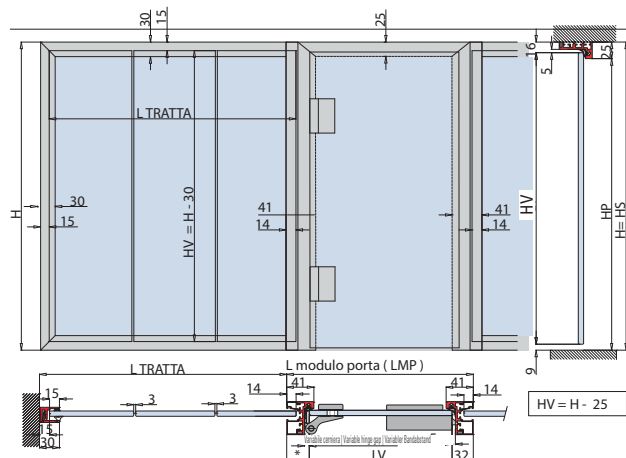
- P-088**
- Coppia profili L=3000 mm per fissaggio vetro fisso
 - Pair clipping profiles L=3000 mm for fixed panels
 - Paar klips Profile L=3000 mm für Fixierung des Festteils



ESEMPIO MONTAGGIO | ASSEMBLY | MONTAGE



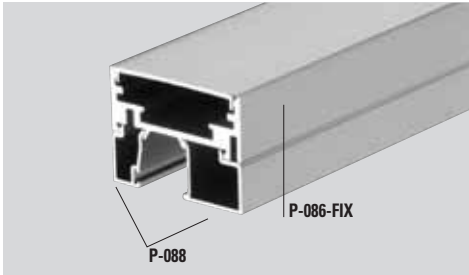
- P-088**
- Profili fermavetro
 - Clipping profiles for fixed panel
 - Klips profile für Festverglasung



P-085-V



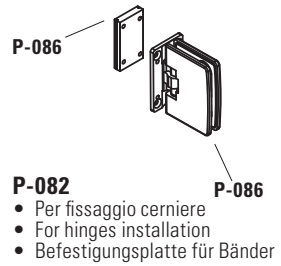
NEW



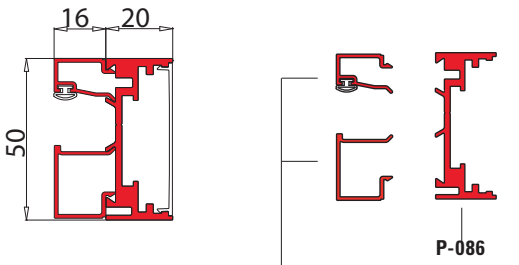
P-088 con/with/mit P-085 or P-086



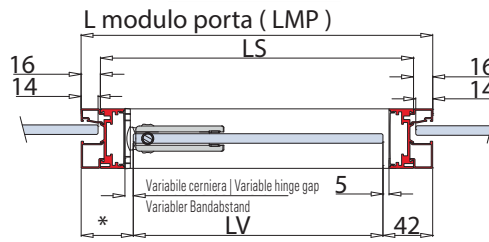
P-083 - CF2



- P-082**
- Per fissaggio cerniere
 - For hinges installation
 - Befestigungsplatte für Bänder

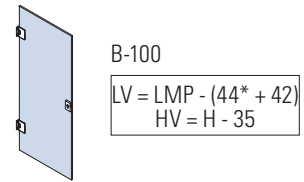
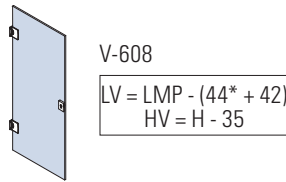
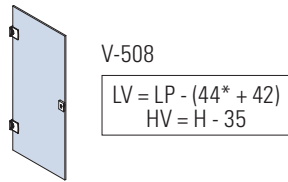
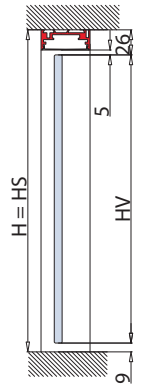


- P-088**
- Coppia profili L=3000 mm per fissaggio vetro fisso
 - Pair clipping profiles L=3000 mm for fixed panels
 - Paar klips Profile L=3000 mm für Fixierung des Festteils

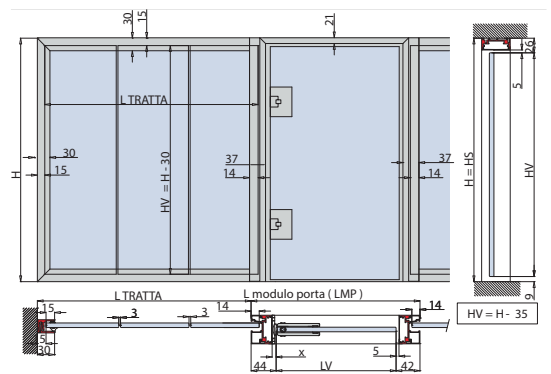
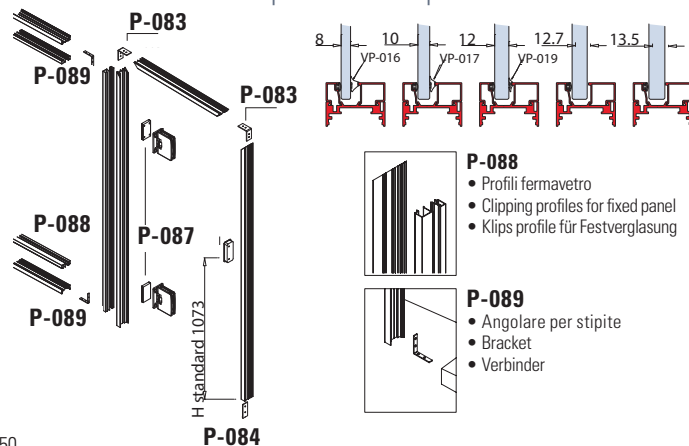


$$HS = H$$

$$LS = LPM - 32$$



ESEMPIO MONTAGGIO | ASSEMBLY | MONTAGE

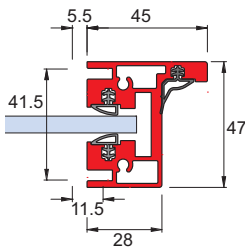


STIPIE ALLUMINIO PER PARETE DIVISORIA | PARTITION WALL ALUMINIUM FRAME | ALU-ZARGEN FÜR TRENNWAND

TP-100



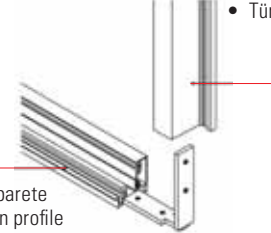
- Stipite porta battente
- Door frame for hinged door
- Aluzarge



- Guarnizioni vetro
- Glass gasket
- Dichtung
- Staffa collegamento stipiti
- Door frame connecting bracket
- Stange zum Verbinden der Türzarge
- Profilo stipite
- Door frame profile
- Türzargenprofil
- Guarnizione di battuta porta
- Glass gasket
- Dichtung

TP-100

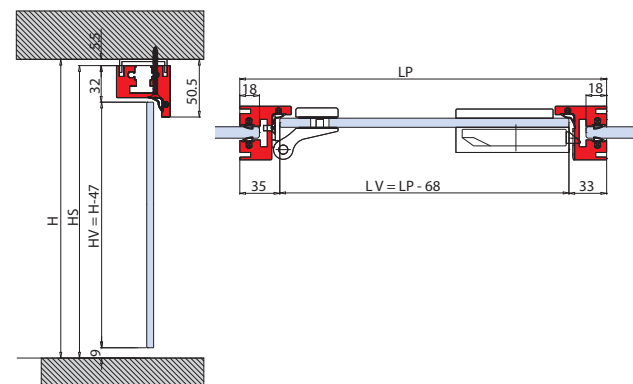
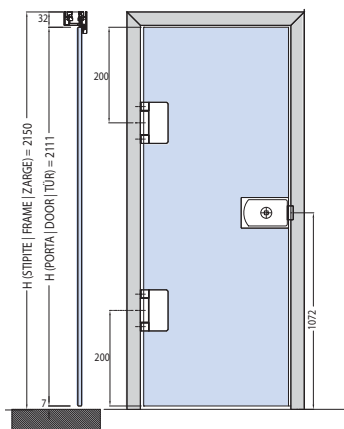
- Stipite
- Door frame profile
- Türzarge



TP-002

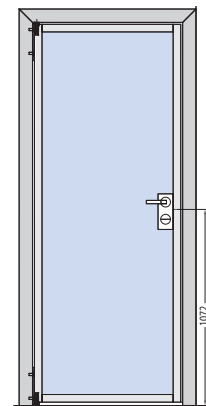
- Profilo parete
- Partition profile
- Rahmenprofil

- Porta battente vetro con cerniere
- Glass door with hinges
- Glastür mit Bänder

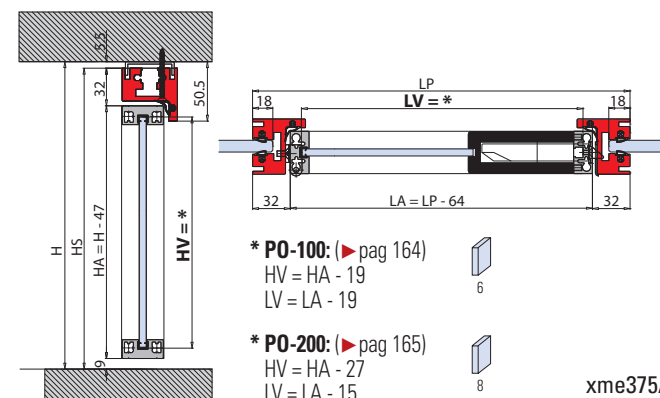


PO-100 / PO-200

- Porta battente inteiataia in alluminio.
- Door with Aluminium panel.
- Drehtür mit Flügelrahmen aus Aluminium.



PO-200
PO-100



* PO-100: (▶ pag 164)

HV = HA - 19

LV = LA - 19



* PO-200: (▶ pag 165)

HV = HA - 27

LV = LA - 15



xme375A

STIPITI SU MURO | ALUMINIUM FRAMES | ALUZARGEN

P-030



P-080-SL



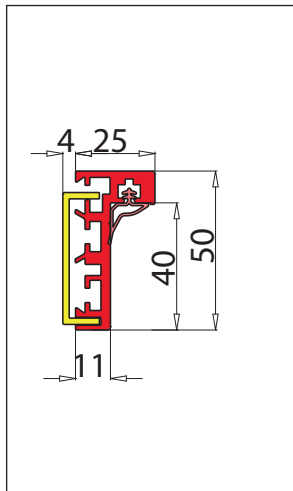
P-040



P-085



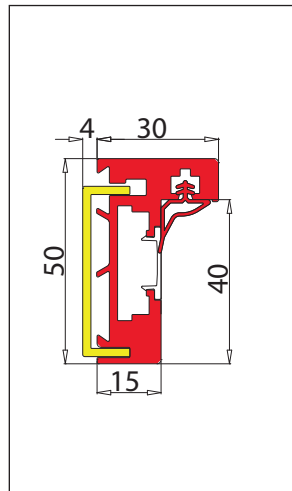
P-030 ▶ 254



xme373f

PRICE LIST 2017 ▶ 199

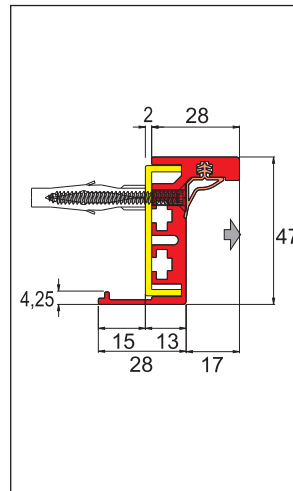
P-080-SL ▶ 255



xme373a

PRICE LIST 2017 ▶ 200

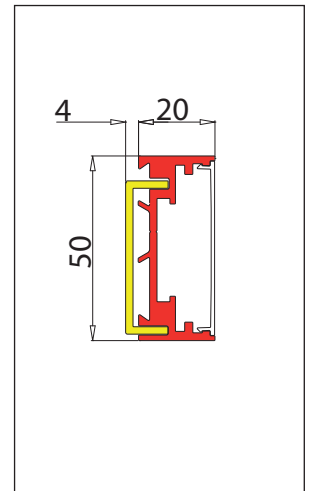
P-040 ▶ 257



xme373h

PRICE LIST 2017 ▶ 202

P-085 ▶ 256



xme373c

PRICE LIST 2017 ▶ 201

TP-300



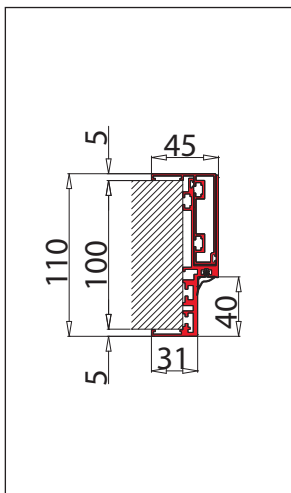
TP-250



TS-04

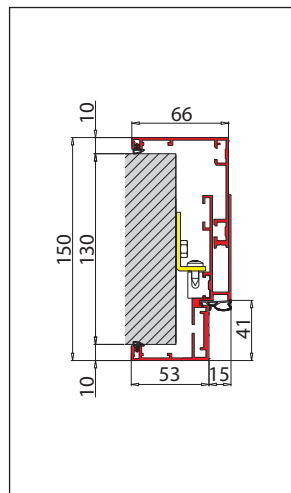


TP-300 ▶ 258



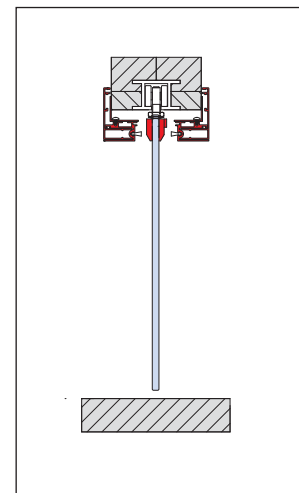
xme373e

TP-250 ▶ 259



xmc062

TS-04 ▶ 260





xfb015-1

P-030



NEW



P-030

- Profilo stipite in alluminio anodizzato naturale lavorato a misura cliente. Tagliato a 45°
- Door frame complete in anodised aluminium.
- Corners cut 45° available in the requested sizes.
- Anschlagtürzarge komplett aus eloxiertem Aluminium, erhältlich in den gewünschten Maßen mit Schnitt 45°

P-031 - FIX

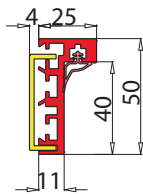
- Profilo stipite in alluminio anodizzato naturale fornito in barre, escluse guarnizioni VP-015
- Aluminium door jamb profile natural anodised without gaskets VP-015, supplied in bars.
- Aluminiumprofil Türzarge natur-eloxiert, in Stangen, ohne Dichtungen VP-015

P-012-CF4

- Squadrette per stipite P-030, P-031
- Connectors for profile P-030, P-031
- Verbinder für Profile P-030, P-031

P-033

- Profilo optional per regolazione P-030, P-031
- Optional wall profile for adjustment P-030, P-031
- Wandprofil für Verstellung P-030, P-031



Con/With/Mit P-033

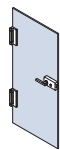
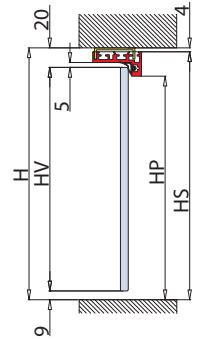
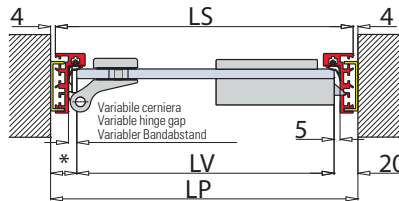
$$HS = H - 4$$

$$LS = LP - 8$$

Senza/Without/Ohne P-033

$$HS = H$$

$$LS = LP$$



Con/With/Mit P-033

V-509 V-709 V-409 V-809

$$LV = LP - (20 + 22^*)$$

$$HV = H - 29$$

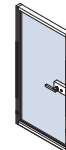


Con/With/Mit P-033

P-08

$$LV = LP - (20 + 24^*)$$

$$HV = H - 29$$



Con/With/Mit P-033

PO-200 PO-100

$$LA = LP - (20 + 20^*)$$

$$HA = H - 29$$

Senza/Without/Ohne P-033

V-509 V-709 V-409 V-809

$$LV = LP - (16 + 18^*)$$

$$HV = H - 25$$

Senza/Without/Ohne P-033

P-08

$$LV = LP - (16 + 20^*)$$

$$HV = H - 25$$



Senza/Without/Ohne P-033

PO-200 PO-100

$$LA = LP - (16 + 16^*)$$

$$HA = H - 25$$

P-080-SL



P-080-SL

- Profilo stipite in alluminio anodizzato naturale lavorato a misura cliente. Tagliato a 45°
- Door frame complete in anodised aluminium. Corners cut 45° available in the requested sizes.
- Anschlagtürzarge komplett aus eloxiertem Aluminium, erhältlich in den gewünschten Maßen mit Schnitt 45°

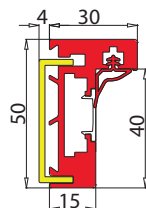
P-081-FIX

- Profilo stipite in alluminio anodizzato naturale fornito in barre, escluse guarnizioni VP-015
- Aluminium door jamb profile natural anodised without gaskets VP-015, supplied in bars
- Aluminiumprofil Türzarge natur-eloxiert in Stangen ohne Dichtungen VP-015.

P-082

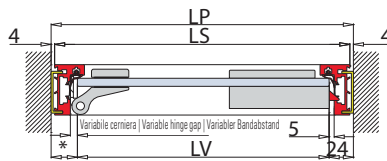
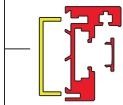
- Per fissaggio cerniere
- For hingest installation
- Befestigungsplatte für Bänder

PARTITION WALLS AND FRAMES



P-033

- Profilo optional per regolazione P-080, P-081
- Optional wall profile for adjustment P-080, P-081
- Wandprofil für Verstellung P-080, P-081

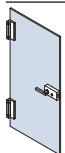
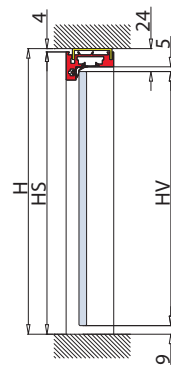


Con/With/Mit P-033

HS = H - 4
LS = LP - 8

Senza/Without/Ohne P-033

HS = H
LS = LP



Con/With/Mit P-033

V-509 V-709 V-409 V-809

LV = LP - (26*+24)
HV = H - 33

Senza/Without/Ohne P-033

V-509 V-709 V-409 V-809

LV = LP - (22*+20)
HV = H - 29



Con/With/Mit P-033

P-08

LV = LP - (28 + 24*)
HV = H - 33

Senza/Without/Ohne P-033

P-08

LV = LP - (24 + 20*)
HV = H - 29



Con/With/Mit P-033

P0-200 P0-100

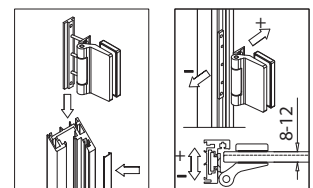
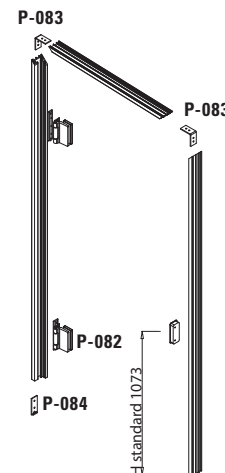
LA = LP - (24 + 24*)
HA = H - 33

Senza/Without/Ohne P-033

P0-200 P0-100

LA = LP - (20 + 20*)
HA = H - 29

ESEMPIO MONTAGGIO | ASSEMBLY | MONTAGE





P-082

- Piastrina ad infilare nello stipite per cerniere verticali: V-409, V-509, V-709, V-809. Regolabile in altezza e in profondità per i vari spessori di vetro, cerniere non incluse.
- Fixing plate for hinges V-409, V-509, V-709, V-809 in height and depth, adjustable for different glass thickness. Hinges not included.
- Befestigungsplatte für Bänder V-409, V-509, V-709, V-809. Frei höhen und Tiefenverstellbar für verschiedene Glasstärken. Bänder nicht enthalten

xme373a

P-085



P-085

- Profilo stipite in alluminio anodizzato naturale lavorato a misura cliente. Tagliato a 45°
- Door frame complete in anodised aluminium. Corners cut 45° available in the requested sizes.
- Anschlagtürzarge komplett aus eloxiertem Aluminium, erhältlich in den gewünschten Maßen mit Schnitt 45°

P-086-FIX

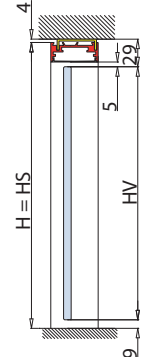
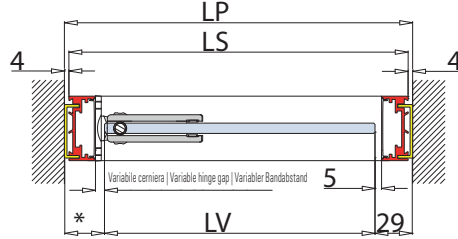
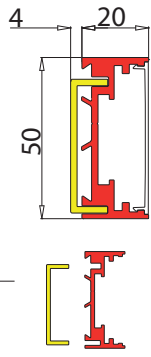
- Profilo stipite in alluminio anodizzato naturale fornito in barre, escluse guarnizioni VP-015
- Aluminium door jamb profile anodised without gaskets VP-015, supplied in bars
- Aluminiumprofil Türzarge natur-eloxiert in Stangen, ohne Dichtungen VP-015

P-083-CF2

- Squdrette per stipite P-085, P-086
- Connectors for profile P-085, P-086
- Verbinder für Profile P-085, P-086

P-033

- Profilo optional per regolazione P-080, P-081
- Optional wall profile for adjustment P-080, P-081
- Wandprofil für Verstellung P-080, P-081

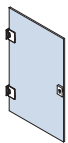


Con/With/Mit P-033

$$\begin{aligned} HS &= H - 4 \\ LS &= LP - 8 \end{aligned}$$

Senza/Without/Ohne P-033

$$\begin{aligned} HS &= H \\ LS &= LP \end{aligned}$$



Con/With/Mit P-033

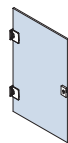
V-508

$$\begin{aligned} LV &= LP - (31^* + 29) \\ HV &= H - 38 \end{aligned}$$

Senza/Without/Ohne P-033

V-509 V-709 V-409 V-809

$$\begin{aligned} LV &= LP - (27^* + 25) \\ HV &= H - 34 \end{aligned}$$



Con/With/Mit P-033

V-608

$$\begin{aligned} LV &= LP - (31 + 29^*) \\ HV &= H - 38 \end{aligned}$$

Senza/Without/Ohne P-033

V-608

$$\begin{aligned} LV &= LP - (27 + 25^*) \\ HV &= H - 34 \end{aligned}$$



Con/With/Mit P-033

B-100

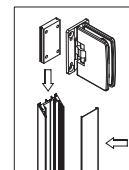
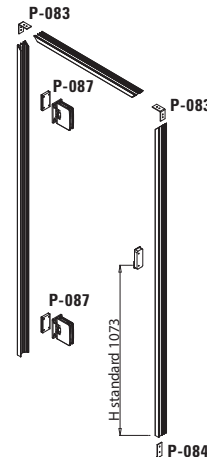
$$\begin{aligned} LV &= LP - (31 + 29^*) \\ HV &= H - 38 \end{aligned}$$

Senza/Without/Ohne P-033

B-100

$$\begin{aligned} LV &= LP - (27 + 25^*) \\ HV &= H - 34 \end{aligned}$$



ESEMPIO MONTAGGIO | ASSEMBLY | MONTAGE



P-087

- Piastrina ad infilare nello stipite per cerniere verticali V-508. Regolabile in altezza e in profondità per i vari spessori di vetro, cerniere non incluse.
- Fixing plate for hinges V-508 in height and depth, adjustable for different glass thickness. Hinges not included.
- Befestigungsplatte für Bänder V-508, Frei höhen und Tiefenverstellbar für verschiedene Glasstärken Bänder nicht enthalten

P-040



P-040

- Profilo stipite in alluminio anodizzato naturale lavorato a misura cliente. Tagliato a 45°
- Door frame complete in anodised aluminium. Corners cut 45° available in the requested sizes.
- Anschlagtürzarge komplett aus eloxiertem Aluminium, erhältlich in den gewünschten Maßen mit Schnitt 45°

P-041-FIX

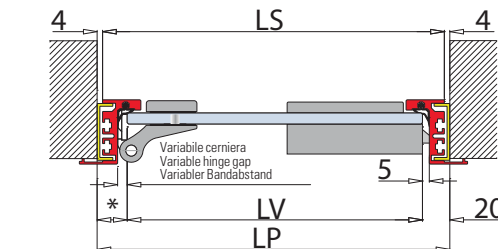
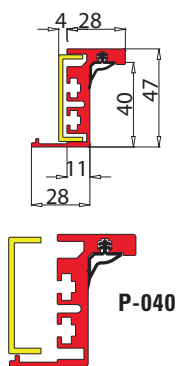
- Profilo stipite in alluminio anodizzato naturale fornito in barre, escluse guarnizioni VP-015
- Aluminium door jamb profile natural anodised without gaskets VP-015, supplied in bars
- Aluminiumprofil Türzarge natur-eloxiert in Stangen, ohne Dichtungen VP-015

P-012-CF4

- Squadrette per stipite P-040, P-041
- Connectors for profile P-040, P-041
- Verbinder für Profile P-040, P-041

P-033

- Profilo optional per regolazione P-040, P-041
- Optional wall profile for adjustment P-040, P-041
- Wandprofil für Verstellung P-040, P-041



Con/With/Mit P-033

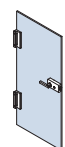
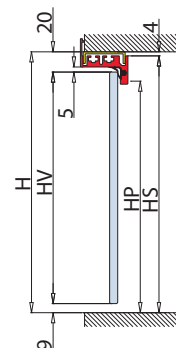
$$HS = H - 4$$

$$LS = LP - 8$$

Senza/Without/Ohne P-033

$$HS = H$$

$$LS = LP$$



Con/With/Mit P-033
V-509 V-709 V-409 V-809

$$LV = LP - (20 + 22^*)$$

$$HV = H - 29$$



Con/With/Mit P-033
P-08

$$LV = LP - (20 + 24^*)$$

$$HV = H - 29$$



Con/With/Mit P-033
PO-200 PO-100

$$LA = LP - (20 + 20^*)$$

$$HA = H - 29$$

Senza/Without/Ohne P-033
V-509 V-709 V-409 V-809

$$LV = LP - (16 + 18^*)$$

$$HV = H - 25$$

Senza/Without/Ohne P-033
P-08

$$LV = LP - (16 + 20^*)$$

$$HV = H - 25$$

Senza/Without/Ohne P-033
PO-200 PO-100

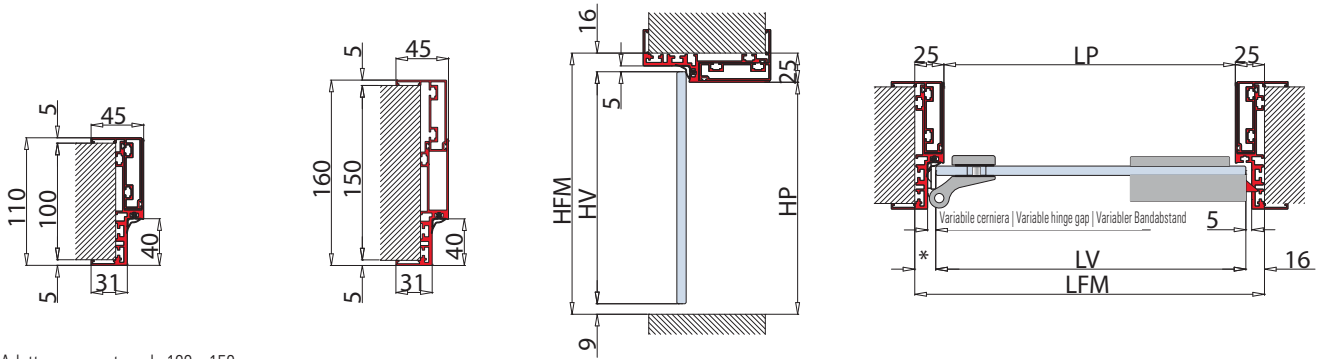
$$LA = LP - (16 + 16^*)$$

$$HA = H - 25$$

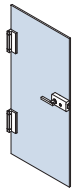
TP-300 IMBOTTE



- **TP-300 profilo stipite** in alluminio anodizzato naturale lavorato a misura cliente con taglio 45°e fornito completo con guarnizione e squadrette.
- **TP-300 door frame** complete in anodised aluminium for hinged doors, available in the requested sizes, corners cut 45°. Complete with gasket, connectors.
- **TP-300 Anschlagtürzarge** komplett aus eloxiertem Aluminium, erhältlich in den gewünschten Maßen mit Schnitt 45°Komplett mit Dichtung und verbinder.



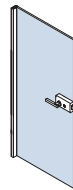
- Adatto per muratura da 100 a 150 mm.
- 100 - 150 mm Min Max adjustable wall thickness.
- 100 - 150 mm Min-Max Verstellung für Wandstärken.



V-719 V-509 V-709 V-409 V-502

$$LV = LFM - (16 + 18^*)$$

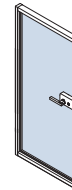
$$HV = HFM - 25$$



P-08

$$LV = LFM - (16 + 19^*)$$

$$HV = HFM - 25$$

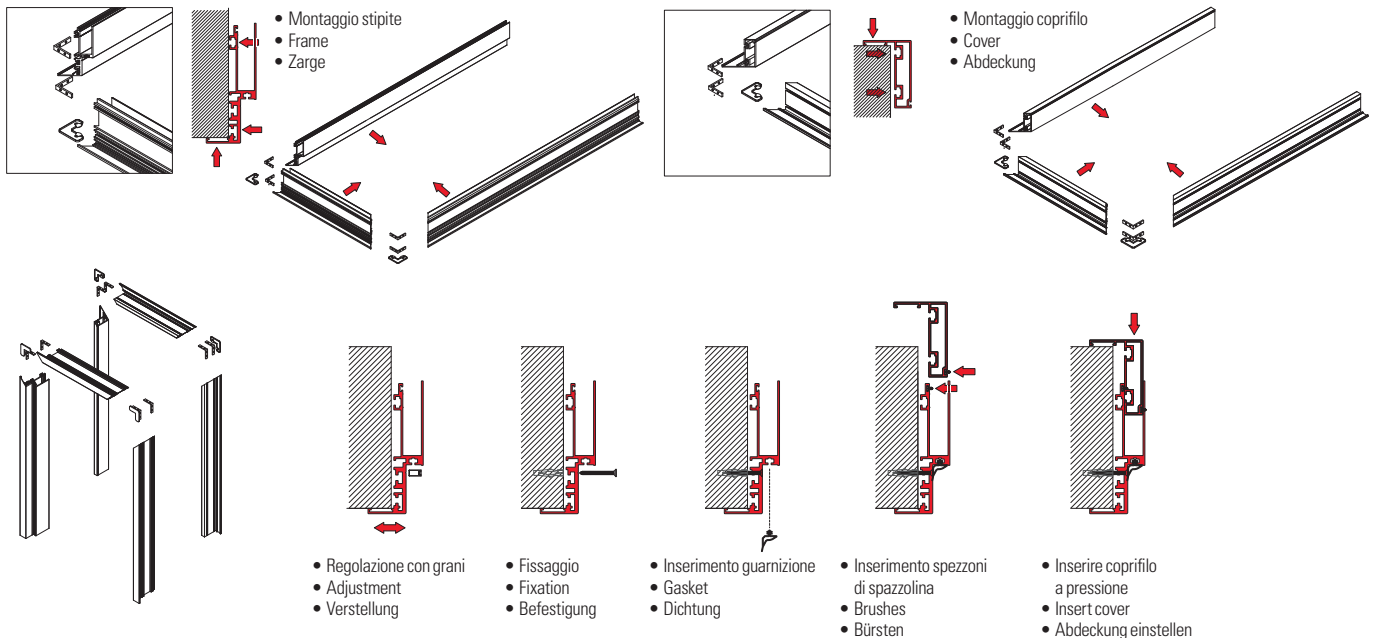


P0-200 P0-100

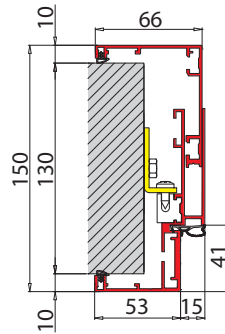
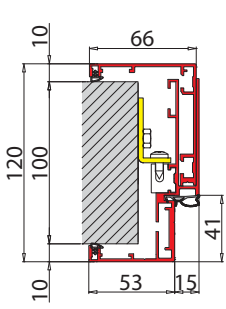


$$LA = LFM - (16 + 16^*)$$

$$HA = HFM - 25$$

ESEMPIO MONTAGGIO | ASSEMBLY | MONTAGE

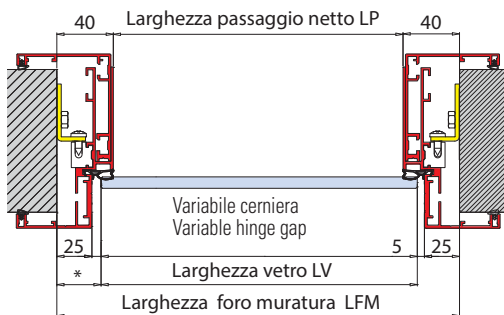


TP-250

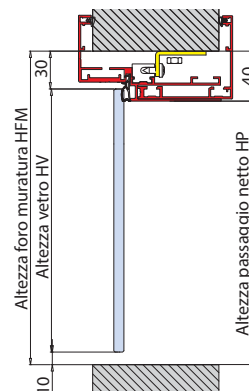


LFM Larghezza Width Breite	HFM Altezza Height Höhe	LP Larghezza Width Breite	HP Altezza Height Höhe
800	2050	720	2010
	2150		2110
900	2050	820	2010
	2150		2110
1000	2050	920	2010
	2150		2110


- Adatto per muratura da 100 a 130 mm.
- 100 - 130 mm Min Max adjustable wall thickness.
- 100 - 130 mm Min-Max Verstellung für Wandstärken.



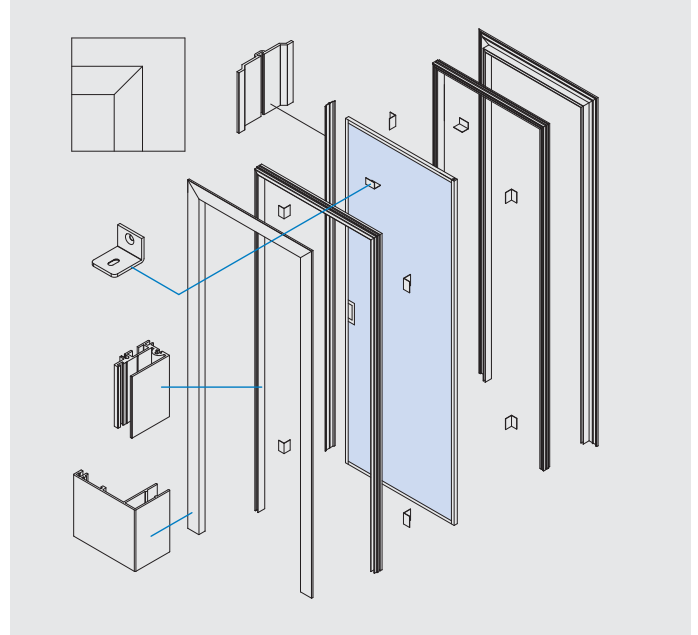
LV = LFM - (30 + 30*)
HV = HFM - 40



TS-04

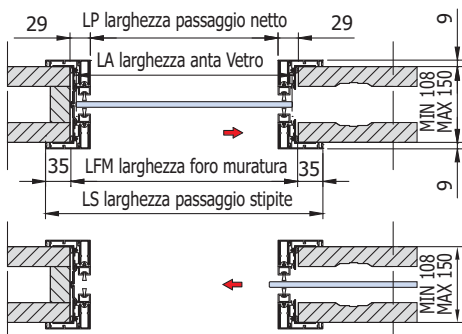
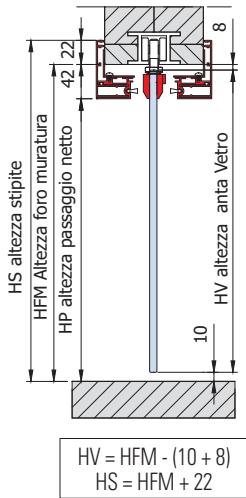


TS-04- ACCESS

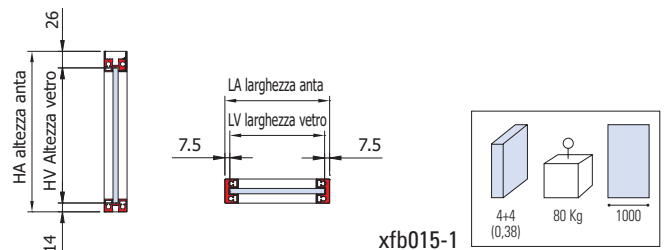
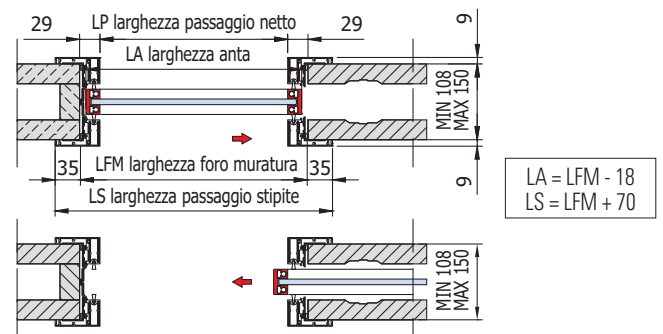
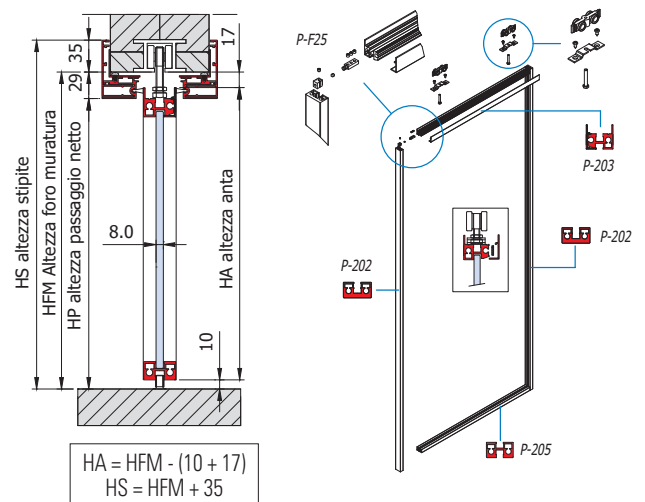


Telaio in alluminio per porta a scomparsa | Aluminium frame for flush pocket sliding door | Aluzarge für Schiebetüren in der Wand Laufend

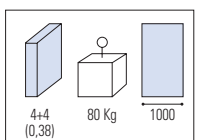
- Anta tutto-vetro con pinze V-011.
- With frameless glass door and clamps V-011.
- Mit Ganzglasschiebetüren und V-011 Klemmen.



- Anta intelaiata P0-290
- Door with aluminium panel P0-290.
- Schiebetür mit Aluminium Flügelrahmen P0-290.



xfb015-1





STIPITI RASOMURO E ANTE IN ALLUMINIO | ALIGNED WITH THE WALL FRAMES AND DOORS WITH ALUMINIUM PANEL

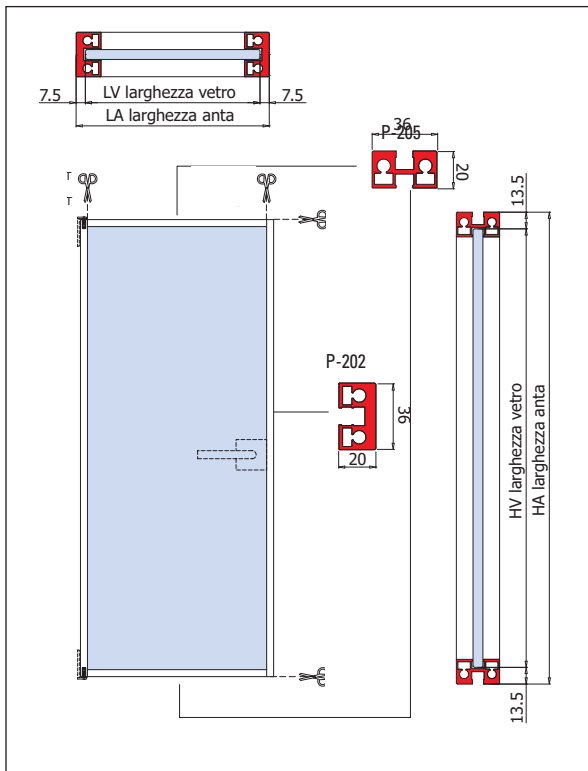
PO-200



PO-100

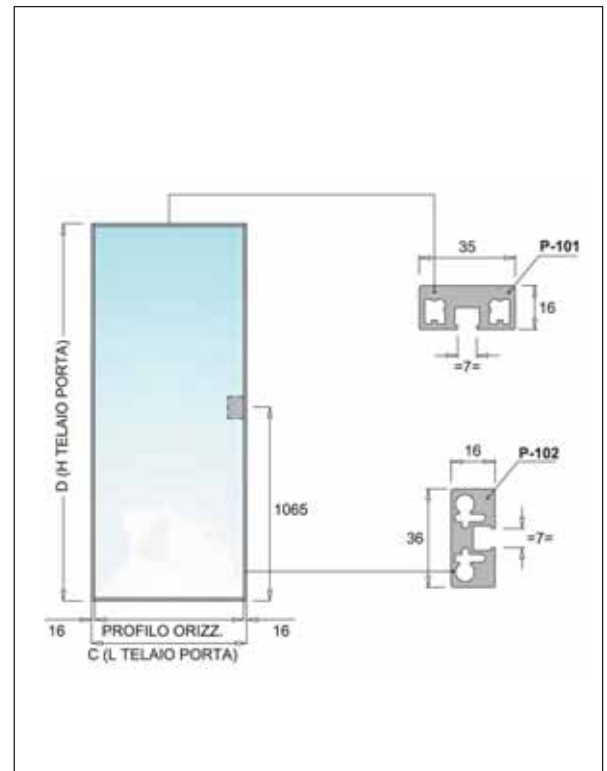


PO-200 ▶ 265



xme199h / xme199d

PO-100 ▶ 264



xme407

WANDBÜNDIGE ALUZARGEN UND ALUMINIUM FLÜGELRAHMEN

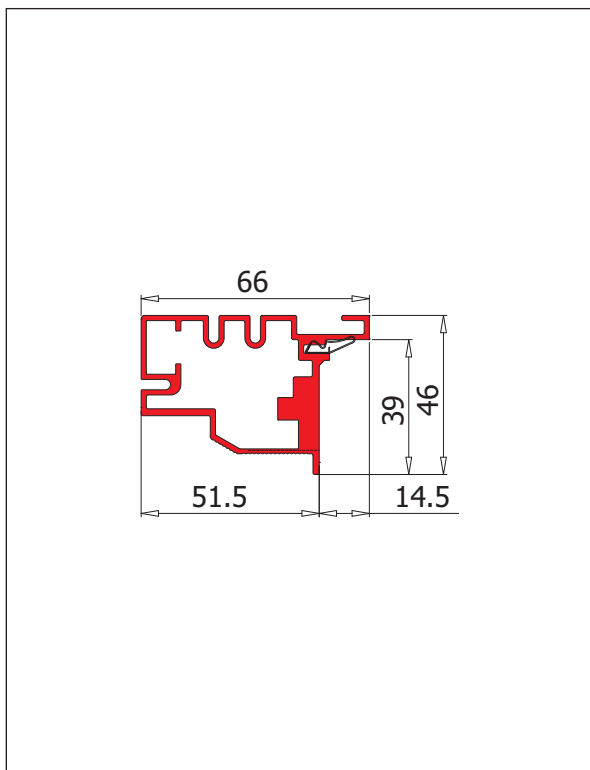
PO-060



PO-070



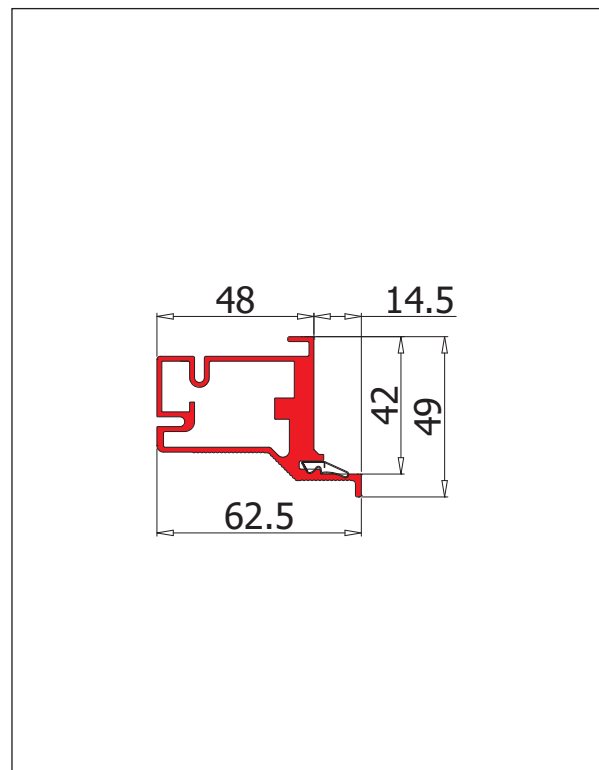
PO-060 ▶ 266



xme199h / xme199d

PRICE LIST 2017 ▶ 210


PO-070 ▶ 267



xme407

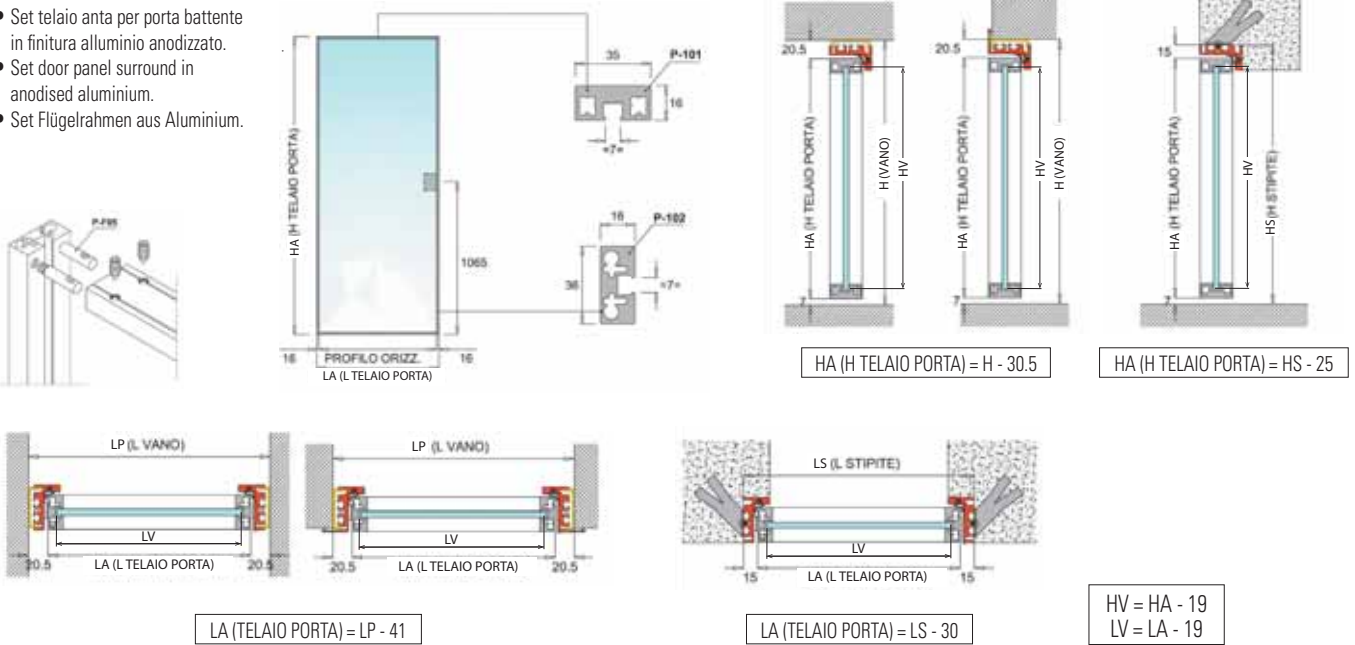
PRICE LIST 2017 ▶ 211

PO-100



PO-100

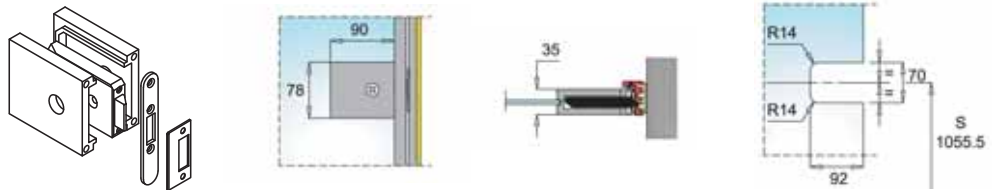
- Set telaio anta per porta battente in finitura alluminio anodizzato.
- Set door panel surround in anodised aluminium.
- Set Flügelrahmen aus Aluminium.



xme407

V-710

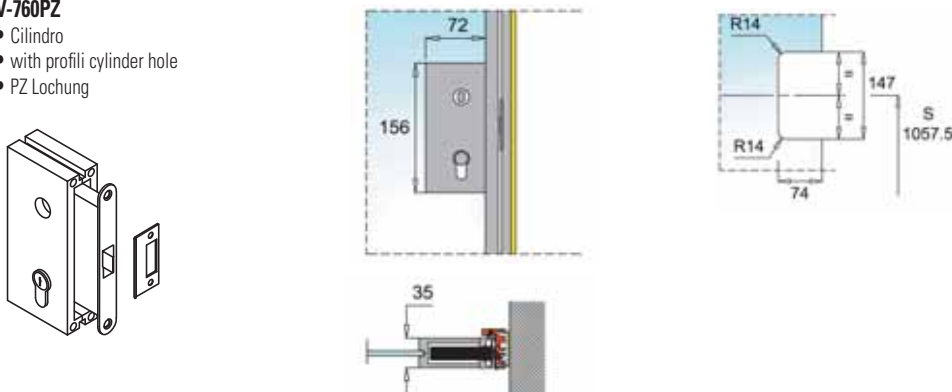
- Serratura Compact per telaio porta PO-100.
- Compact lock for PO-100.
- Compact Schloss für Alurahmen PO-100.



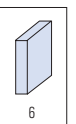
xme408

V-760PZ


- Cilindro
- with profili cylinder hole
- PZ Lochung



xme408



PO-200




PO-200

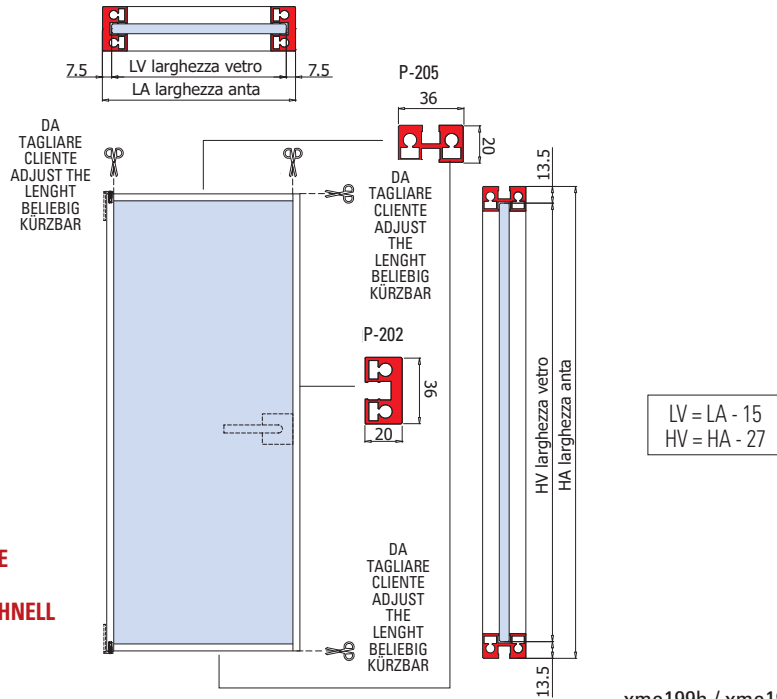
- Porta battente intelaiata in alluminio.
- Door with Aluminium panel.
- Drehtür mit Flügelrahmen aus Aluminium.

P-F25

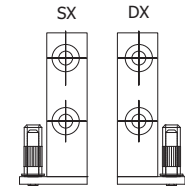
- Ferramenta per assemblaggio
- 1 telaio anta PO-200.
- Fixing materials to assembly one panel PO-200.
- Befestigungsmaterial für Montage Flügelrahmen PO-200.



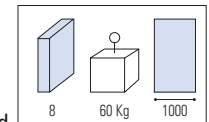
INNOVATIVO PRATICO VELOCE
INNOVATIVE PRATICAL FAST
INNOVATIVE PRAKTISCHE SNELL



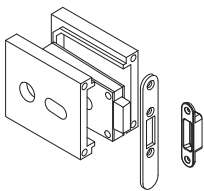
V-122-SD



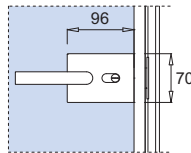
xme199h / xme199d



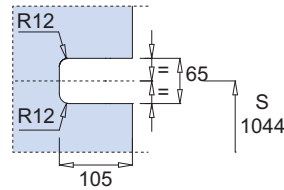
MV-790 PZ



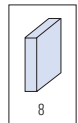
- Cilindri da ordinare separatamente
- Cylinders to order separately
- Zylinder separat zu bestellen



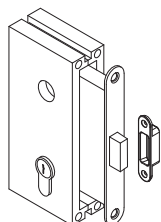
- Lavorazione vetro
- Glass preparation
- Glasbearbeitung



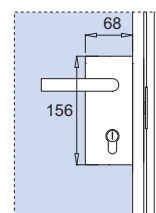
xme285



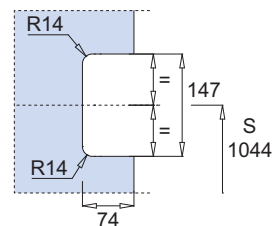
V-791 PZ
MV-791 PZ



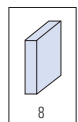
- Cilindri da ordinare separatamente
- Cylinders to order separately
- Zylinder separat zu bestellen



- Lavorazione vetro
- Glass preparation
- Glasbearbeitung

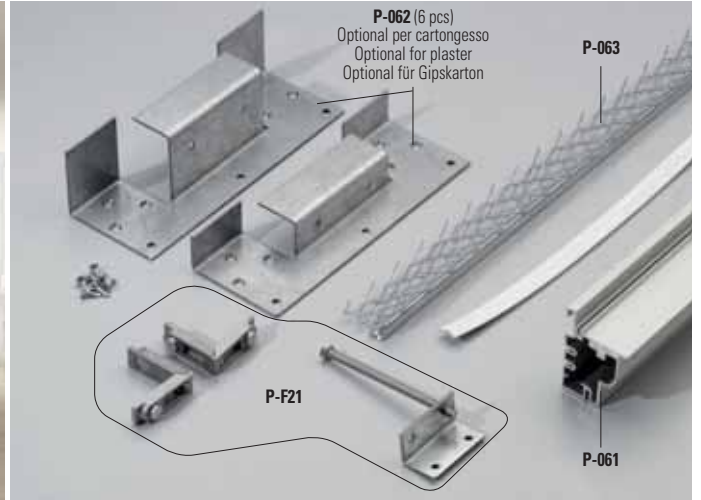


xme285

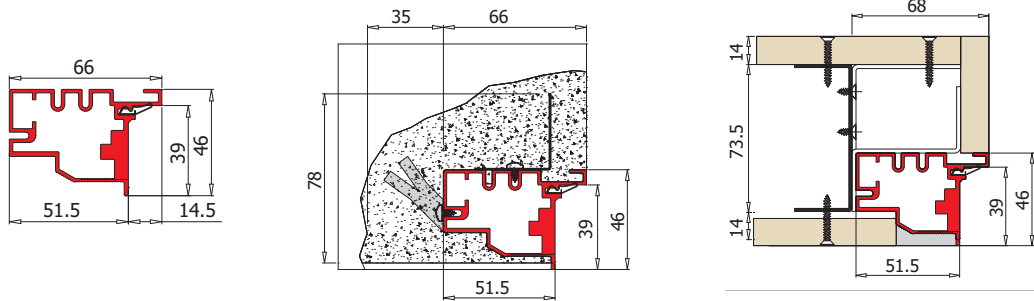


STIPITI RASOMURO A TIRARE | ALUMINIUM FRAME OPENING TO PULL | ALUZARGE NACH AUSSEN ÖFFNEND

P-060



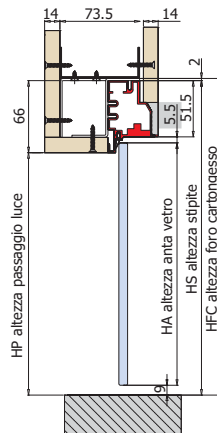
- Stipiti rasomuro a tirare, applicazione su cartongesso o su muratura.
- Aligned with the wall aluminium frame, opening to pull, which can be to the wall or plastered over.
- Wandbündige Aluzarge, nach aussen öffnend, die verputzt bzw gestrichen werden kann.



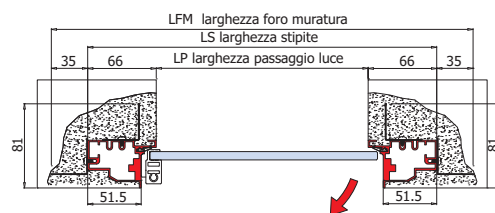
- Applicazione su cartongesso
- Application to the plaster
- Für Gipskarton



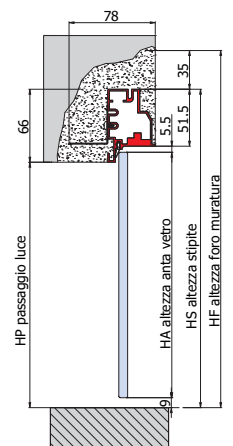
$$\begin{aligned} LFC &= LP + 136 \\ HFC &= LP + 68 \\ LS &= LP + 132 \\ HS &= HP + 66 \end{aligned}$$



- Applicazione su muratura
- Application to the wall
- Zum Einmauern



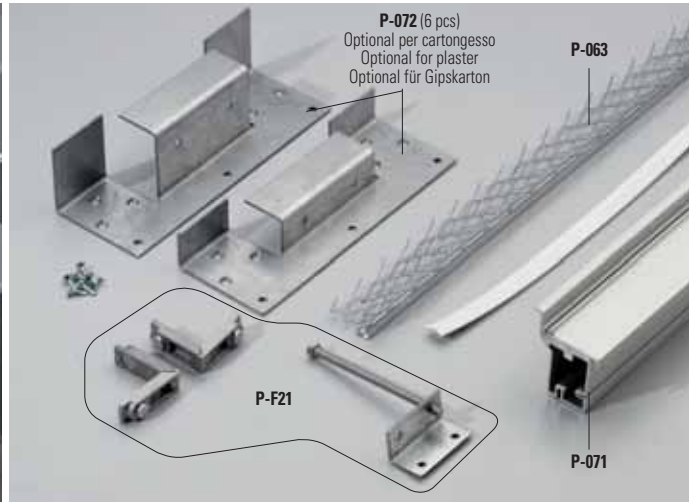
$$\begin{aligned} LFM &= LP + 202 \\ HFM &= LP + 101 \\ LS &= LP + 132 \\ HS &= HP + 66 \end{aligned}$$



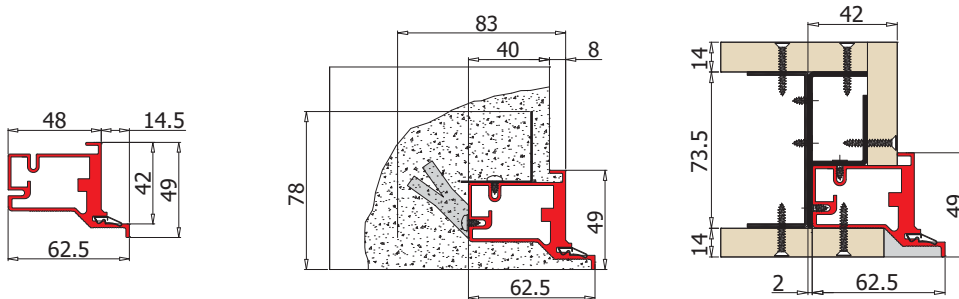
	LFC - HFC		LFM - HFM		LP - HP		LS - HS	
	Foro su cartongesso Plaster hole		Foro su muratura Walling up hole		Luce passaggio Passage clearance		Ingombro stipiti Jamb's dimensions	
	larghezza width	altezza height	larghezza width	altezza height	larghezza width	altezza height	larghezza width	altezza height
Porte standard	836	2168	902	2201	700	2100	832	2166
Standard doors	936	2168	1002	2201	800	2100	932	2166
	1036	2168	1102	2201	900	2100	1032	2166

STIPITI RASOMURO A SPINGERE | ALUMINIUM FRAME OPENING TO PUSH | ALUZARGE NACH INNEN ÖFFNEND

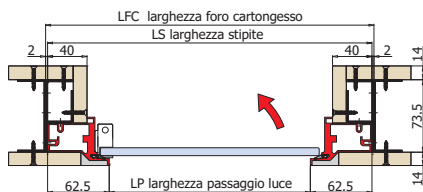
P-070



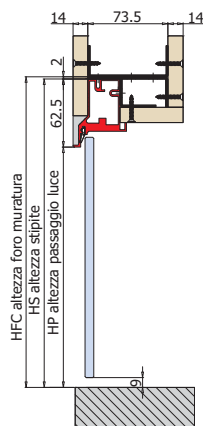
- Stipiti rasomuro a spingere, per applicazione. Porta su cartongesso o muratura.
- Aligned with the wall aluminium frame, opening to push, which can be to the wall or plastered over.
- Wandbündige Aluzarge, nach innen öffnend, die verputzt bzw gestrichen werden kann.



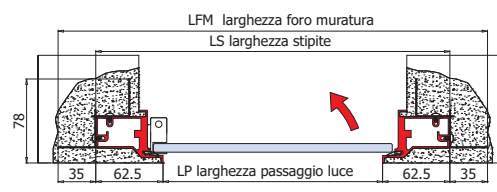
- Applicazione su cartongesso
- Application to the plaster
- Für Gipskarton



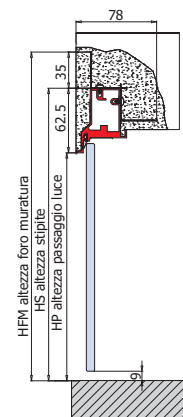
LFC = LP + 129
HFC = LP + 65
LS = LP + 125
HS = HP + 62.5



- Applicazione su muratura
- Application to the wall
- Zum Einmauern



LFM = LP + 195
HFM = LP + 98
LS = LP + 125
HS = HP + 62.5



	LFC - HFC		LFM - HFM		LP - HP		LS - HS	
	Foro su cartongesso Plaster hole		Foro su muratura Walling up hole		Luce passaggio Passage clearance		Ingombro stipiti Jams dimensions	
	larghezza width	altezza height	larghezza width	altezza height	larghezza width	altezza height	larghezza width	altezza height
Porte standard	830	2165	895	2198	700	2100	825	2163
Standard	930	2165	995	2198	800	2100	925	2163
doors	1030	2165	1095	2198	900	2100	1025	2163





A

SISTEMI SCORREVOLI
SLIDING DOOR SYSTEMS
SCHIEBETÜRSYSTEME

6

B

BOX DOCCIA
SHOWER BOX
DUSCHKABINEN

111

C

PARETI MOBILI
SLIDING WALLS
SCHIEBEWÄNDE

189

D

PARETI DIVISORIE E STIPITI
PARTITION WALLS AND FRAMES
TRENNWÄNDE UND ALUMINIUMZARGEN

223

E

SERRATURE E CERNIERE
LOCKS AND HINGES
SCHLÖSSER UND BÄNDER

269

F

MANIGLIE MANIGLIONI POMOLI
DOORHANDLES PULLHANDLES KNOBS
TÜRGRIFFE STOSSGRIFFE KNÖPFE

299

G

PORTE ESTERNE
GANZGLASANLAGEN

311

H

BALAUSTRE E PENSILINE
RAILING AND CANOPY SYSTEMS
GANZGLASGELÄNDER UND VORDACH SYSTEME

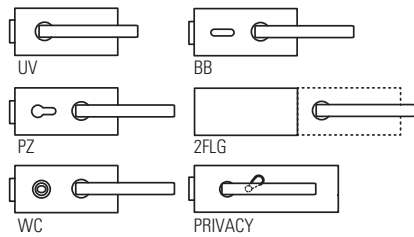
341

I

DISTANZIALI, MORSETTI E ACCESSORI
POINT FITTINGS, CLAMPS AND ACCESSORIES
PUNKTHALTERUNGEN, KLEMMBEFESTIGUNGEN
UND ZUBEHÖR

427

- SERRATURE ORIZZONTALI PER PORTE BATTENTI
- HORIZONTAL LOCKS FOR SWING DOORS
- HORIZONTALE SCHLÖSSER FÜR DREH-TÜREN



V-720 LIBRA
MV-720

►284



UV|PZ|WC|BB|2FLG

V-200 ECO
MV-200 ECO

►284



UV|PZ|WC|BB|PRIVACY|2FLG

V-300 ARTEMIDE
MV-300

►286



UV|PZ|PRIVACY|2FLG

V-400 FERRARI
MV-400

►286



UV|PZ|WC|BB|PRIVACY|2FLG

V-100 ONE
MV-100

►286



UV|PZ|BB|2FLG

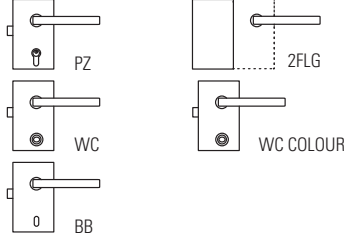
V-200 TONDA
MV-200

►286



UV|PZ|WC|BB|PRIVACY|2FLG

- SERRATURE VERTICALI PER PORTE BATTENTI
- VERTICAL LOCKS FOR SWING DOORS
- VERTIKALE SCHLÖSSER FÜR DREH-TÜRENTI



V-750 VERTICALE
MV-750

►285



PZ|WC|BB|2FLG|WC COLOUR

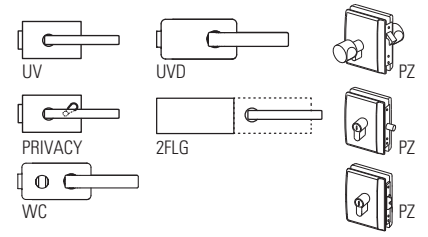
V-770 SECUR

►286



PZ|BB|WC|2FLG

- SERRATURE PICCOLE PER PORTE BATTENTI
- COMPACTED LOCK FOR SWING DOORS
- COMPATTE SCHLÖSSER FÜR DREH-TÜREN



V-900-I-LOCK

►274



PZ|UV|UVD|WC|2FLG

MV-910-I-LOCK

►274



PZ|UVD|WC

V-700 SQUARE

►285



UV|PRIVACY|2FLG

V-600 ROUND

►285



UV|PRIVACY|2FLG

V-500 MINIMA

►282



UV|PRIVACY|2FLG

V-520 MINIMA

►287



PZ

V-519 MINIMA

►287



PZ

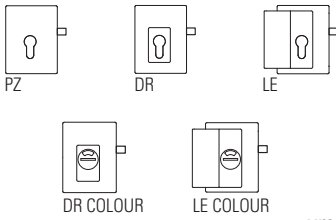
V-518 MINIMA

►287



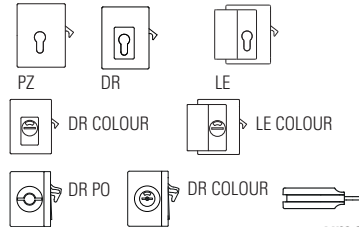
PZ

- SERRATURE PER PORTE LIBERE
- LOCKS FOR FREE DOORS
- SCHLÖSSER FÜR GANZGLASANLAGEN



xme441

- SERRATURE PER PORTE SCORREVOLI
- LOCKS FOR SLIDING DOORS
- SCHLÖSSER FÜR SCHIEBETÜREN



xme441

- ACCESSORI
- ACCESSORIES
- ZUBEHÖR



MINIMA ELEGANT

>276 >278 >280



PZ|DR|LE|DR COLOUR|LE COLOUR

V-404 GANCIO

>288



DR PO|DR COLOUR

MINIMA 55

>282



PZ

MINIMA ELEGANT

>276 >278 >280



PZ|DR|LE|DR COLOUR|LE COLOUR

**CILINDRI
CYLINDER
ZYLINDER**

>296



**CRICCHETTI
ROLLER BOLTS
TÜRSCHNÄPPER**

>297



V-505 MINIMA

>287



PZ

MINIMA 55

>282



PZ

**CATENACCIOLI
LOCKING BOLT
FESTSTELLER**

>297



V-515 MINIMA

>287



PZ

V-504 MINIMA

>287



PZ

X-317

>322



V-557 BOTTE

>287



PZ

V-604 MINIMA

>298



LE LE|LE PO|CH LE|CH PO
CH WC|WC PO|WC LE|CH CH

X-133

>321



PZ

V-407 MINIMA

>298



LE LE|LE PO|CH LE|CH PO
CH WC|WC PO|WC LE|CH CH

**CONTROPIASTRE
STRIKE PLATE
SCHLIEßBLECH**

>297



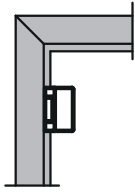
X-030 C

>320



PZ

- CERNIERE VERTICALI PER PORTE BATTENTI
- VERTICAL HINGES
- VERTIKALE BÄNDER



V-709 LIBRA

►289



V-809

►289



V-509 SLIM

►289



V-409 STILO

►289



V-729

►291



V-502 HOLLAN

►290



V-719 LIBRA

►290



P-08

CERNIERE
TUTTA ALTEZZA INCOLLAGGIO

►291



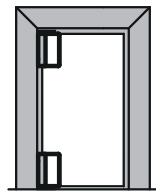
P-09

CERNIERE
TUTTA ALTEZZA

►291



- CERNIERE ALTO/BASSO
- TOP/BOTTOM
- OBERE/UNTERE BÄNDER



V-707

►290

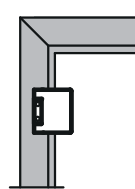


V-107 SLIM

►290



- CERNIERE VERTICALI PER STIPITI TEDESCHI
- VERTICAL HINGES FOR GERMAN FRAMES
- 3-TEILIGE BÄNDER DIN ZARGEN



V-402

►289

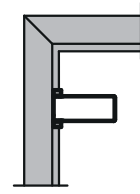


V-702 ZETA

►289



- CERNIERE ORIZZONTALI
- HORIZONTAL HINGES
- HORIZONTAL BÄNDER



V-202

►292

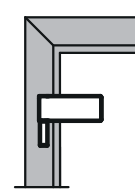


V-403

►292



- CERNIERE ORIZZONTALI PER STIPITI TEDESCHI
- HORIZONTAL HINGES FOR GERMAN FRAMES
- 2-TEILIGE BÄNDER DIN ZARGEN



V-201

►292



V-401

►292

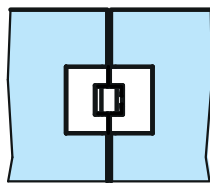


V-102

►293



- CERNIERE VETRO/VETRO
- GLASS/GLASS HINGES
- GLAS/GLAS BÄNDER



V-739
►291




V-513
►290



L-220



- CERNIERE OLEODINAMICHE
- HYDRAULIC HINGES
- HYDRAULISCHE BÄNDER



V-808
V-808-AS
►295



V-816
►295



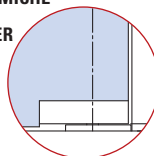
V-808-R
►295



V-816-R
►295/A



- CERNIERE INFERIORI OLEODINAMICHE
- HYDRAULIC BOTTOM HINGES
- HYDRAULISCHE UNTERE BÄNDER




LAM-H1006
►295/A



LAM-H1007
►295/A



- CERNIERE AUTOMATICHE
- AUTOMATIC HINGES
- AUTOMATISCHE BÄNDER



V-908
►294




V-508
V-508-R
►294



V-516
►294



V-708
►294



V-507
►294





I-LOCK V-900

V-900 PZ



V-910
Maniglia | Handle | Griff



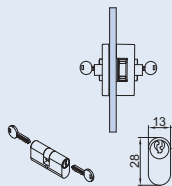
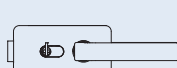
V-1681 vola
Maniglia | Handle | Griff



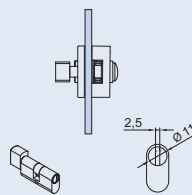
V-1761 casto
Maniglia | Handle | Griff

- Serratura I-Lock altamente compatta
- High compacted lock
- Hohes Kompaktes Schloss
- Maniglie, cilindri e contropiastre da ordinare a parte
- Handles, cylinders and strike plates not included, to order separately
- Griffe, Zylinder und Schließbleche nicht enthalten, separat zu bestellen

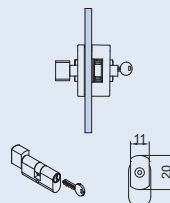
V-900 PZ



C-020

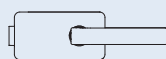


C-021




C-019

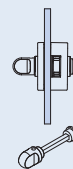

V-900 UVD



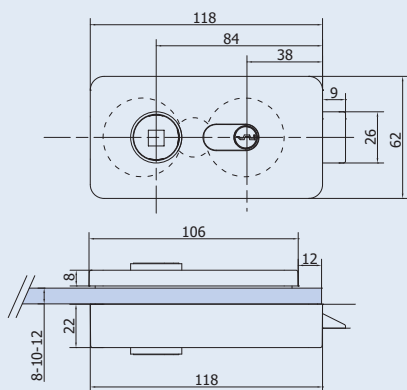
V-900 UV



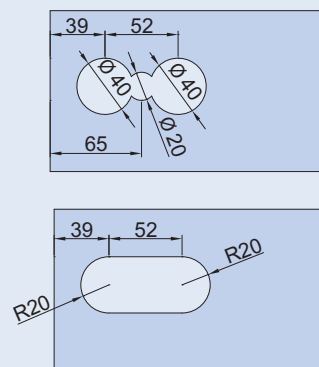
V-900 WC



xme444



xme409

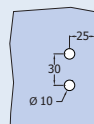
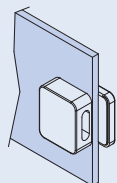
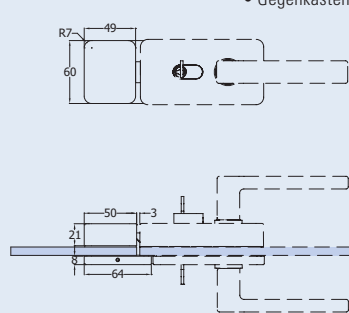


- Lavorazione vetro alternativa
- Alternative glass preparation
- Alternative Glasbearbeitung

xme409

V-900 2FLG

- Controserratura
- Strike box
- Gegenkasten



xme409d

V-037



CP-01



V-707



V-709



V-809



Cerniere
Hinges
Bänder



CS
Cromo satinato
Satin chrome
Chrom matt

NS
Nickel satinato
Satin nickel Ähnlich
Edelstahl matt

CR
Cromo lucido
Polished chrome
Chrom glänzend

CP
Cromo perla
Chrome perla similar Alu
Chrom perla ähnlich Alu



I-LOCK MV-900

MV-900 PZ



V-171 ELEKTRA
Maniglia | Handle | Griff

MV-900 UVD



V-1651 dune
Maniglia | Handle | Griff

MV-900 WC



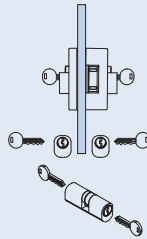
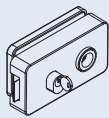
V-1685 vola
Maniglia | Handle | Griff



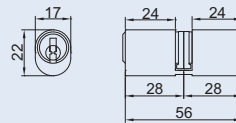
- Serratura I-Lock magnetica
- Magnetic lock
- Magnetisches Schloss

- Maniglie, e cilindri da ordinare a parte
- Handles and cylinders not included, to order separately
- Griffe und Zylinder nicht enthalten, separat zu bestellen

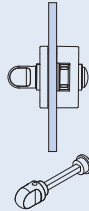
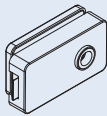
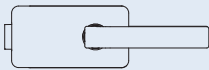
MV-900 PZ



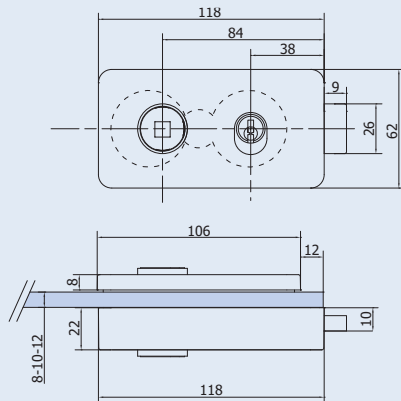
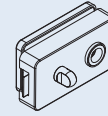
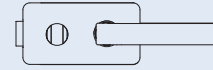
C-022



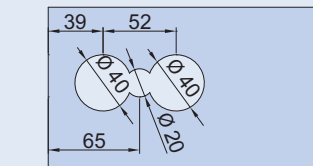
MV-900 UVD



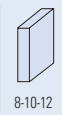
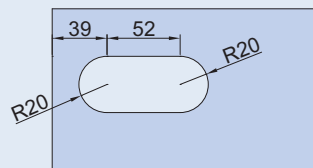
MV-900 WC



xme409



- Lavorazione vetro alternativa
- Alternative glass preparation
- Alternative Glasbearbeitung



xme409

CS
Cromo satinato
Satin chrome
Chrom matt

NS
Nickel satinato
Satin nickel Ähnlich
Edelstahl matt

CR
Cromo lucido
Polished chrome
Chrom glänzend

CP
Cromo perla
Chrome perla similar Alu
Chrom perla ähnlich Alu

Cerniere
Hinges
Bänder
▶ ..



CP-012

- Contropiastra magnetica inclusa
- Magnetic strike plate included
- Magnetisches schließblech inkl.

V-707



V-709



V-809





ELEGANT LEVER



V-744 PZ

- Serrature Elegant con gancio per scorrevole, chiavistello tondo e scrocco ad olivetta. Impugnatura Leva incorporata.
- Locks Elegant with Hook for sliding doors, with rounded dead bolt or with double bevelled latch. Lever handle incorporated.
- Elegant Schlösser mit Hakenriegel für Schiebetüren, Mittelschloss mit Bolzen oder mit doppel schräkantiger Falle. Griff angebaut.

- Cilindri e contropiastre da ordinare a parte
- Cylinders and strike plates not included, to order separately.
- Zylinder und Schließbleche nicht enthalten, separat zu bestellen.



V-744 PZ



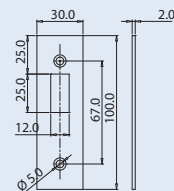
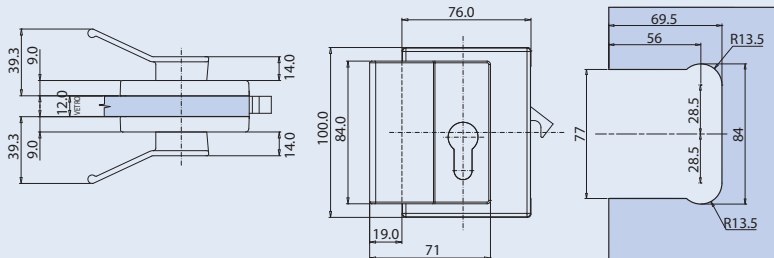
V-745 PZ



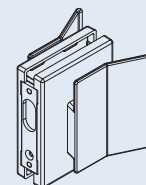
V-746 PZ



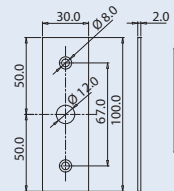
Controserrature
Strike boxes
Gegenkästen



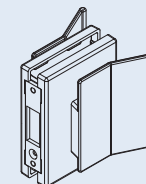
V-022



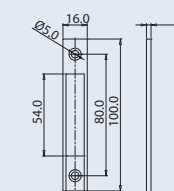
V-744 2FLG



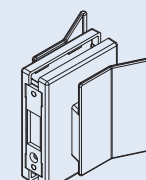
V-023



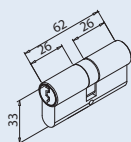
V-745 2FLG



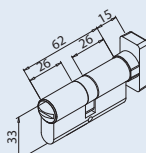
V-002



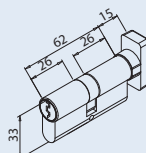
V-746 2FLG



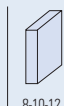
C-014



C-013



C-08



fb049-a-gr

CS
Cromo satinato
Satin chrome
Chrom matt

NS
Nickel satinato
Satin nickel Ähnlich
Edelstahl matt

CP
Cromo perla
Chrome perla similar Alu
Chrom perla ähnlich Alu

fb049



ELEGANT LEVER COLOR

- Serrature Elegant Color con gancio per scorrevole, chiavistello tondo e scrocco ad olivetta. Impugnatura Leva incorporata.
- Locks Elegant Color with Hook for sliding doors, with rounded dead bolt or with double bevelled latch. Lever handle incorporated.
- Elegant Color Schlösser mit Hakenriegel für Schiebetüren, Mittelschloss mit Bolzen oder mit doppel schrägkantiger Falle. Griff angebaut.



V-744 COLOR




V-744 COLOR



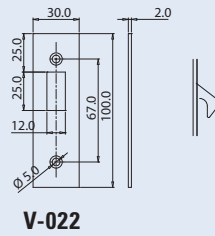
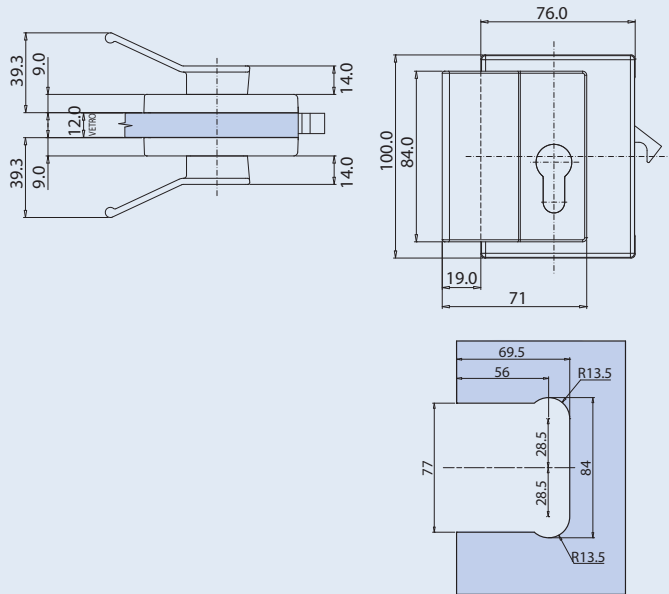
V-745 COLOR



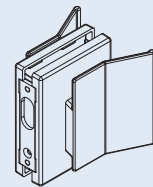
V-746 COLOR



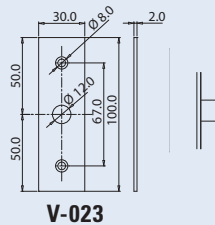
Controserrature
Strike boxes
Gegenkästen



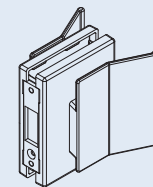
V-022



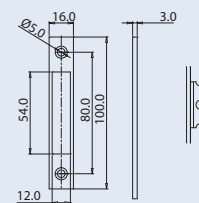
V-744 2FLG



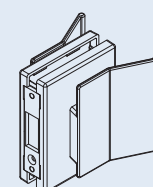
V-023



V-745 2FLG



V-002



V-746 2FLG

CS
Cromo satinato
Satin chrome
Chrom matt

NS
Nickel satinato
Satin nickel Ähnlich
Edelstahl matt

CP
Cromo perla
Chrome perla similar Alu
Chrom perla ähnlich Alu



8-10-12

fb049-a-gr

fb049



ELEGANT DRAG



V-734 PZ

- Serrature Elegant con gancio per scorrevole, chiavistello tondo e scrocco ad olivetta.
- Locks Elegant with Hook for sliding doors, with rounded dead bolt or with double bevelled latch.
- Elegant Schlösser mit Hakenriegel für Schiebetüren, Mittelschloss mit Bolzen oder mit doppel schrägkantiger Falle.

- Cilindri e contropiastre da ordinare a parte
- Cylinders and strike plates not included, to order separately.
- Zylinder und Schließbleche nicht enthalten, separat zu bestellen.



V-734 PZ



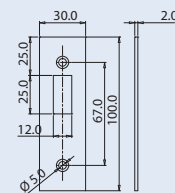
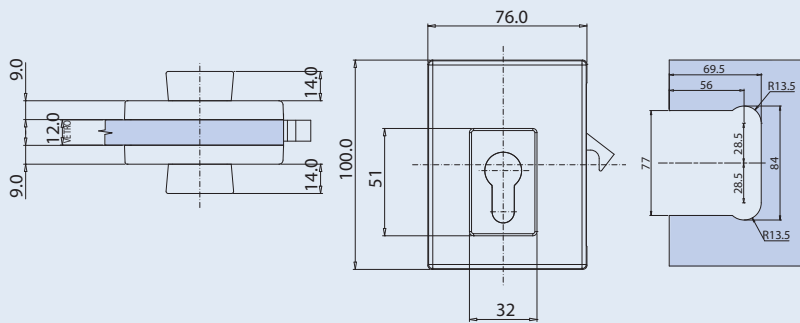
V-735 PZ



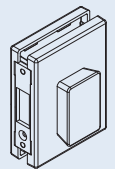
V-736 PZ



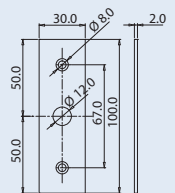
Controserrature
Strike boxes
Gegenkästen



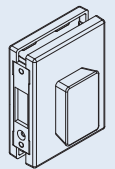
V-022



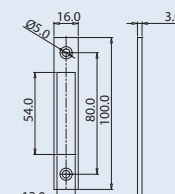
V-734 2FLG



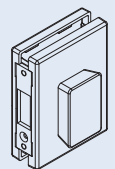
V-023



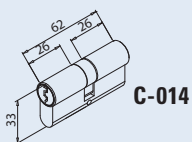
V-735 2FLG



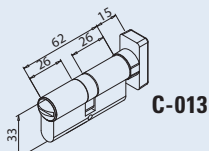
V-002



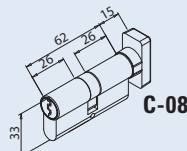
V-736 2FLG



C-014



C-013



C-08



8-10-12

fb049-a-gr

CS
Cromo satinato
Satin chrome
Chrom matt

NS
Nickel satinato
Satin nickel Ähnlich
Edelstahl matt

CP
Cromo perla
Chrome perla similar Alu
Chrom perla ähnlich Alu

fb049



ELEGANT DRAG COLOR

- Serrature Elegant Drag Color con gancio per scorrevole, chiavistello tondo e scrocco ad olivetta. Maniglia di trascinamento incorporata.
- Locks Elegant Drag Color with Hook for sliding doors, with rounded dead bolt or with double bevelled latch. Dragging handle incorporated
- Elegant Drag Color Drag Schlösser mit Hakenriegel für Schiebetüren, Mittelschloss mit Bolzen oder mit doppel schräkantiger Falle. Stirngriff angebaut.



V-734 COLOR



V-734 COLOR



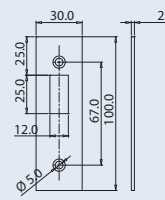
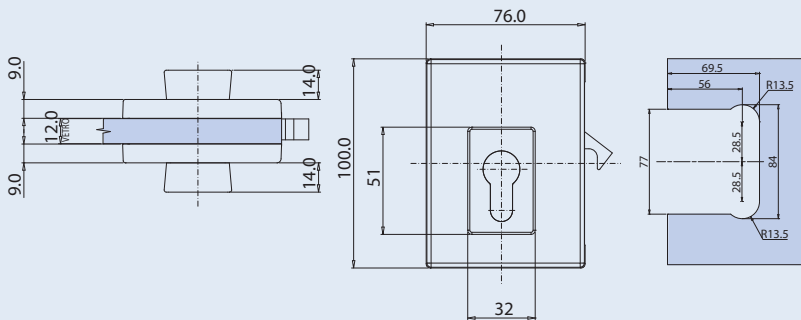
V-735 COLOR



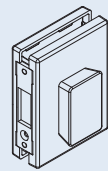
V-736 COLOR



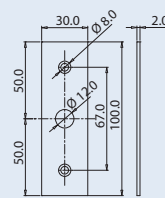
Controserrature
Strike boxes
Gegenkästen



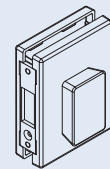
V-022



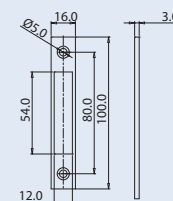
V-734 2FLG



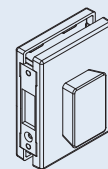
V-023



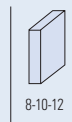
V-735 2FLG



V-002



V-736 2FLG



8-10-12

fb049-a-gr

CS Cromo satinato Satin chrome Chrom matt	NS Nickel satinato Satin nickel Ähnlich Edelstahl matt	CP Cromo perla Chrome perla similar Alu Chrom perla ähnlich Alu
---	--	---

fb049



ELEGANT



V-724 PZ

- Serrature Elegant con gancio per scorrevole, chiavistello tondo e scrocco ad olivetta.
- Locks Elegant with Hook for sliding doors, with rounded dead bolt or with double bevelled latch. Dragging handle incorporated
- Elegant Schlösser mit Hakenriegel für Schiebetüren, Mittelschloss mit Bolzen oder mit doppel schrägkantiger Falle. Stirngriff angebaut.

- Cilindri e contropiastre da ordinare a parte
- Cylinders and strike plates not included, to order separately.
- Zylinder und Schließbleche nicht enthalten, separat zu bestellen.



V-724 PZ



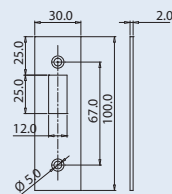
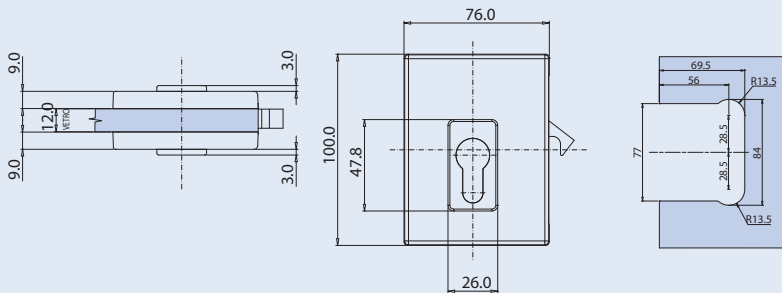
V-725 PZ



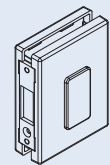
V-726 PZ



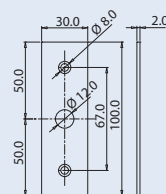
Controserrature
Strike boxes
Gegenkästen



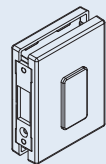
V-022



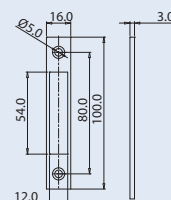
V-724 2FLG



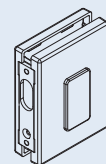
V-023



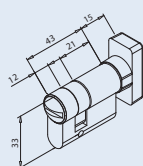
V-725 2FLG



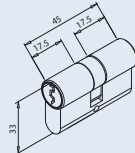
V-002



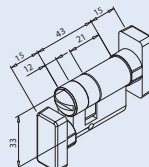
V-736 2FLG



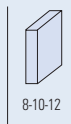
C-018



C-06



C-016



fb049-a-gr

CS
Cromo satinato
Satin chrome
Chrom matt

NS
Nickel satinato
Satin nickel Ähnlich
Edelstahl matt

CP
Cromo perla
Chrome perla similar Alu
Chrom perla ähnlich Alu

fb049





MINIMA 55

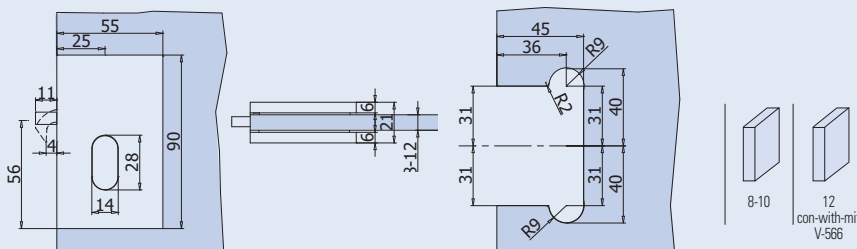


V-564



V-565

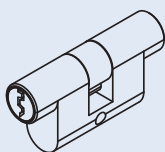
- Serratura Minima 55 con gancio per scorrevole e chiavistello tondo.
- Locks Minima 55 with Hook for doors or with rounded dead bolt
- Minima 55 Schlösser mit Hakenriegel für Schiebetüren oder Mittelschloss mit Bolzen
- Cilindri e contropiastre da ordinare a parte
- Cylinders and strike plates not included, to order separately.
- Zylinder und Schließbleche nicht enthalten, separat zu bestellen.



SERRATURE E CERNIERE
LOCKS AND HINGES

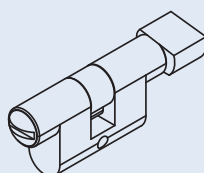
C-010

- Cilindro simmetrico
- Cylinder symmetrical
- Zylinder symmetrisch



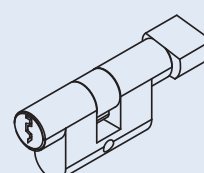
C-011

- Cilindro W.C. con pomolo lato serratura
- W.C. cylinder with knob for lock side
- W.C. Zylinder mit Knopf auf Schlusseite



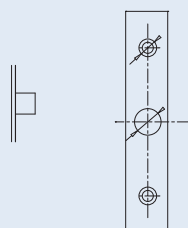
C-012

- Cilindro con pomolo e chiave
- Cylinder with knob and key
- Zylinder mit Knopf und Schlüssel



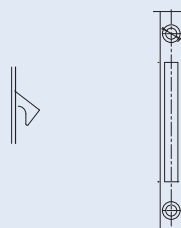
V-567

- Contropiastra per serratura V-565 e V-575 con perno
- Flat strike plate for pivot lock V-565 and V-575
- Schließplatte für Schloss V-565 und V-575



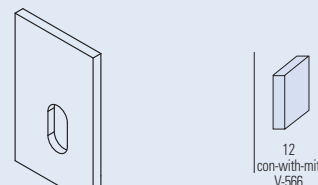
V-568

- Contropiastra per serratura V-564 e V-574
- Flat strike plate for lock V-564 e V-574
- Schließplatte für Schloss V-564 e V-574



V-566

- Spessori per vetro 12 mm.
- Spacers for glass thickness 12 mm.
- Distanzscheiben für Glasdicke 12 mm.



CS
Cromo satinato
Satin chrome
Chrom matt

NS
Nickel satinato
Satin nickel Ähnlich
Edelstahl matt

CP
Cromo perla
Chrome perla similar Alu
Chrom perla ähnlich Alu

xme445

NEW

MINIMA 55 RIBASSATA



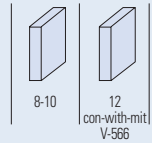
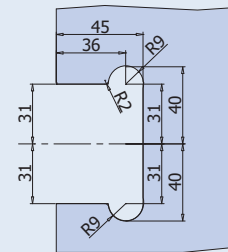
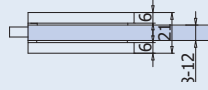
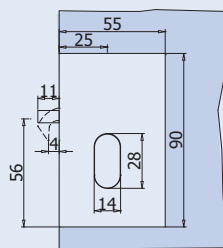
V-574



V-575

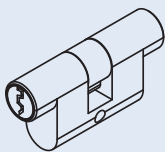
- Serrature Minima 55 Ribassata con gancio per scorrevole, chiavistello tondo e scrocco ad olivetta.
- Locks Minima 55 Lowered with Hook for sliding doors, with rounded dead bolt or with double bevelled latch.
- Minima 55 abgerundete kante mit Hakenriegel für Schiebetüren oder Mittelschloss mit Bolzen

- Cilindri e contropiastre da ordinare a parte
- Cylinders and strike plates not included, to order separately.
- Zylinder und Schließbleche nicht enthalten, separat zu bestellen.



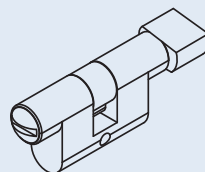
C-010

- Cilindro simmetrico
- Cylinder symmetrical
- Zylinder symmetrisch



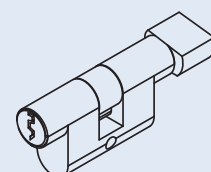
C-011

- Cilindro W.C. con pomolo lato serratura
- W.C. cylinder with knob for lock side
- W.C. Zylinder mit Knopf auf Schlusseite



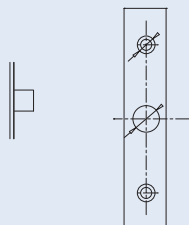
C-012

- Cilindro con pomolo e chiave
- Cylinder with knob and key
- Zylinder mit Knopf und Schlüssel



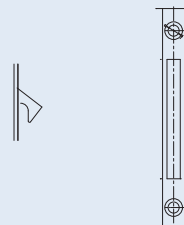
V-567

- Contropiastra per serratura V-565 e V-575 con perno
- Flat strike plate for pivot lock V-565 and V-575
- Schließplatte für Schloss V-565 und V-575



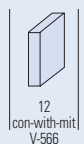
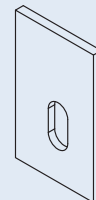
V-568

- Contropiastra per serratura V-564 e V-574
- Flat strike plate for lock V-564 e V-574
- Schließplatte für Schloss V-564 e V-574



V-566

- Spessori per vetro 12 mm.
- Spacers for glass thickness 12 mm.
- Distanzscheiben für Glasdicke 12 mm.



CS
Cromo satinato
Satin chrome
Chrom matt

NS
Nickel satinato
Satin nickel Ähnlich
Edelstahl matt

CP
Cromo perla
Chrome perla similar Alu
Chrom perla ähnlich Alu

xme445

SERRATURE | LOCKS | SCHLÖSSER

NUOVA SERRATURA SILENZIOSA PER PORTE IN VETRO | NEW SILENT LOCK FOR GLASS DOOR
NEUES GERÄUSCHARMES GLASTÜRSCHLOSS




- Regolazione forza molla serratura.
- Adjustment lock's spring.
- Justierung der Schlossfeder.



- Scrocco serratura in metallo con inserto in plastica per maggiore silenziosità in chiusura al contatto con la contropiastra.
- The metal latch is made with a plastic insert that insures strength and quietness in contact with striker.
- Die Flüsterfalle aus Metall mit Kunststoffeinsatz garantiert einen kraftvollen und geräuscharmen Kontakt mit dem Schließblech.



- Regolazione forza molla scrocco.
- Adjustment latch spring.
- Justierung der Fallenspannkraft.



- Quadro maniglia con molle per una maggiore stabilità della maniglia.
- The double clamping nut is holding the handle steady.
- Doppelte Klemmnuss gibt dem Griff stabilen Halt.

SERRATURE E CERNIERE
LOCKS AND HINGES

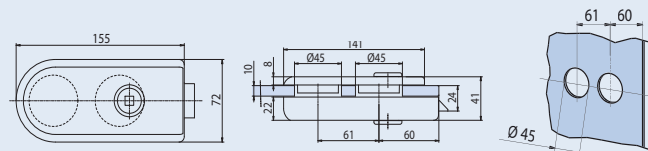


Economy V-200

NS - CS - CR - CP - AN - IX - OL

MV-200 ECO

- Versione magnetica
- Magnetic version
- Mit magnetischen Schließvorgang



PRICE LIST 2017 ▶ 218

xla187

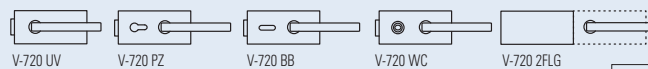
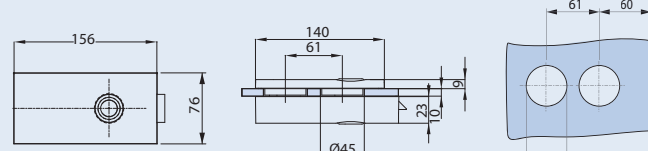


Libra V-720

NS - CS - CR - CP - OL

MV-720

- Versione magnetica
- Magnetic version
- Mit magnetischen Schließvorgang



PRICE LIST 2017 ▶ 220

xme047





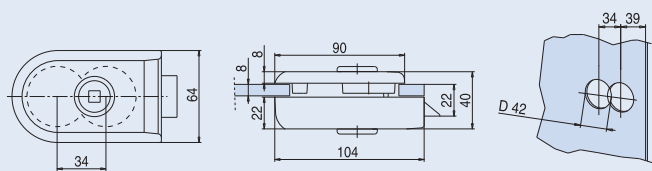
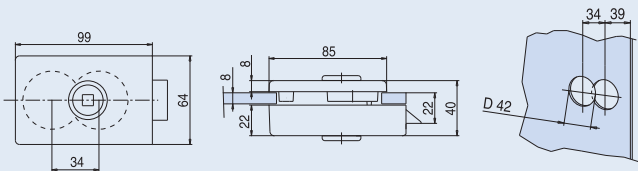
Square V-700

NS - CS - CR - OL - CP



Round V-600

NS - CS - CR - OL - CP



PRICE LIST 2017 ► 221

xla104



PRICE LIST 2017 ► 221

xla104



V-750 PZ



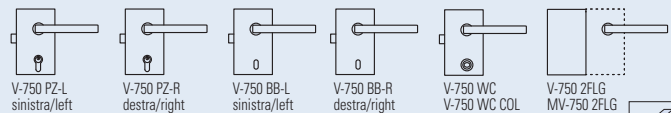
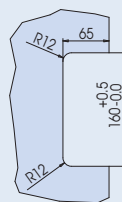
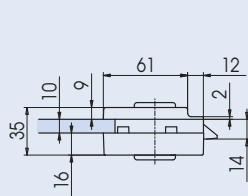
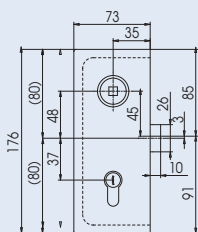
V-750 WC COL

Verticale V-750

NS - CS - CR - OL - CP

MV-750 PZ
MV-750 WC
MV-750 2FLG

- Versione magnetica
- Magnetic version
- Mit magnetischen Schließvorgang



PRICE LIST 2017 ► 222

xla219



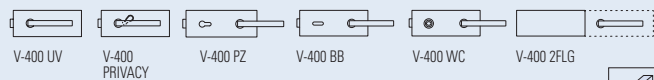
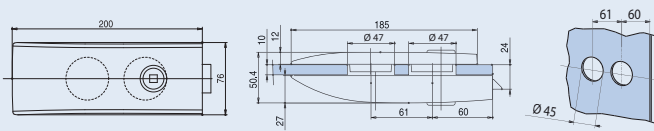


Ferrari V-400

NS - CS - CR - CP - OL

MV-400

- Versione magnetica
- Magnetic version
- Mit magnetischen Schließvorgang



PRICE LIST 2017 ► 223

xla33

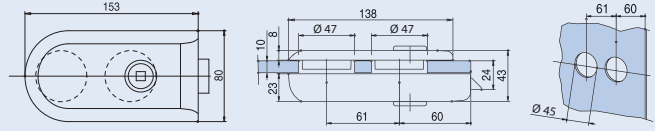


Tonda V-200

NS - CS - CR - CP - OL

MV-200

- Versione magnetica
- Magnetic version
- Mit magnetischen Schließvorgang



PRICE LIST 2017 ► 224

xla33

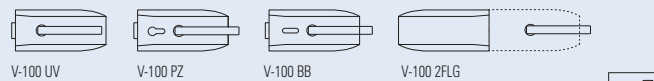
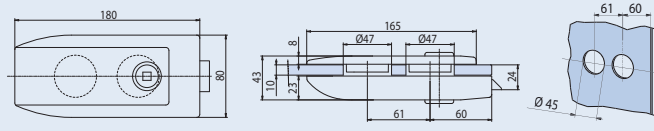


One V-100

NS - CS - CR - CP - OL

MV-100

- Versione magnetica
- Magnetic version
- Mit magnetischen Schließvorgang



PRICE LIST 2017 ► 226

xla183

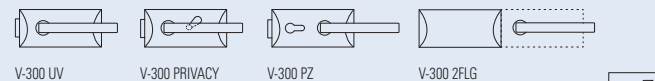
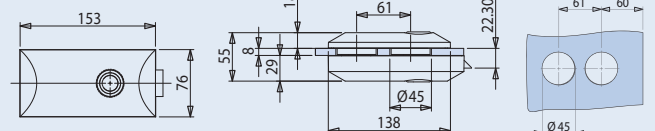


Artemide V-300

CS

MV-300

- Versione magnetica
- Magnetic version
- Mit magnetischen Schließvorgang

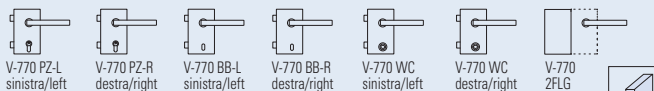
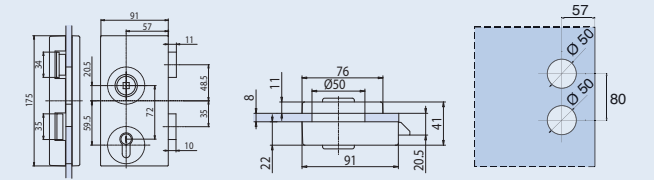


PRICE LIST 2017 ► 227



Secur V-770


NS - CS - CR - CP - OL



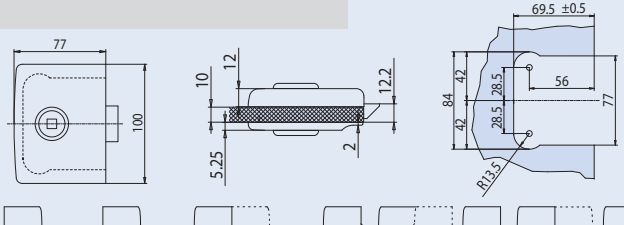
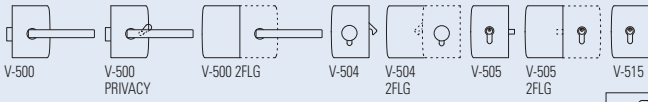
PRICE LIST 2017 ► 228


xla238






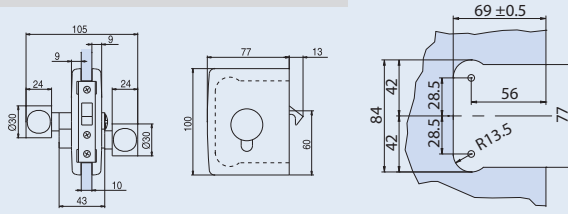

Minima V-500
NS - CS - CR - CP - OL






PRICE LIST 2017 ▶ 229 xla38 



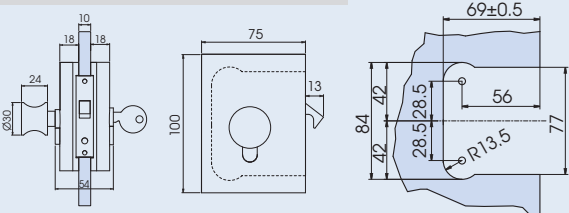
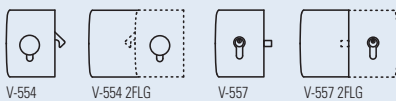
Minima V-504 / V-505
• Serratura con gancio per porta scorrevole.
• Lock with hook for glass - sliding system.
• Hakenschloss.
NS - CS - CR - CP - OL






PRICE LIST 2017 ▶ 229 xla42 



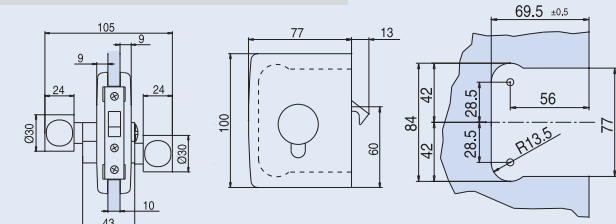

Botte V-554 / V-557
• Serratura con gancio per sistemi scorrevoli.
• Lock for sliding door.
• Schloss für Schiebetürsystem.
NS - CS - CR - CP - OL






PRICE LIST 2017 ▶ 231 xme061-1 



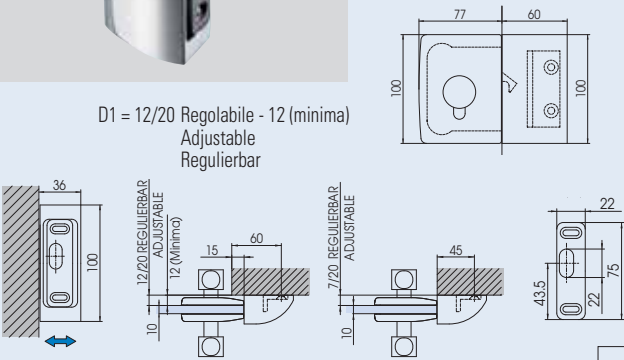
Minima battuta V-518 / V-519 / V-520
• Serrature con battuta per porte a battente.
• Locks with rebate for rebated doors.
• Schloss für Türen mit Anschlag.
NS - CS - CR - CP - OL


PRICE LIST 2017 ▶ 230 xla42 




Controserratura V-529
• Controserratura montaggio a muro.
• Striker for wall installation.
• Gegenkasten für Schiebetüren auf der Wand.
NS - CS - CR - CP

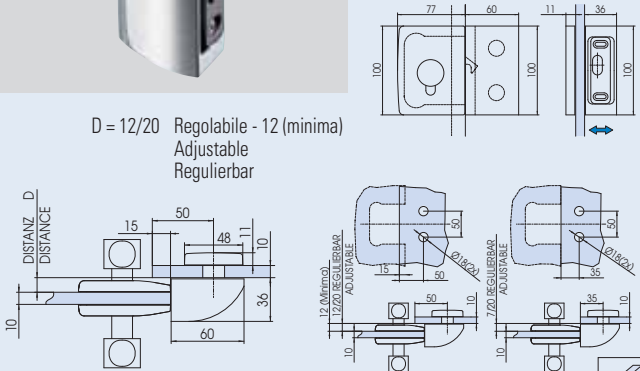


D1 = 12/20 Regolabile - 12 (minima)
Adjustable
Regulierbar


PRICE LIST 2017 ▶ 231 xla270 GER 



Controserratura V-530
• Controserratura montaggio su vetro.
• Striker for glass installation.
• Gegenkasten bei Glasmontage.
NS - CS - CR - CP



D = 12/20 Regolabile - 12 (minima)
Adjustable
Regulierbar

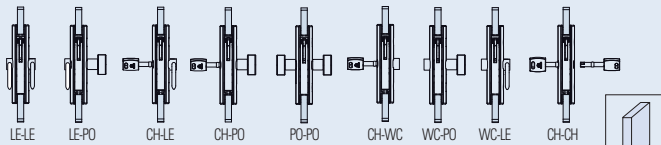
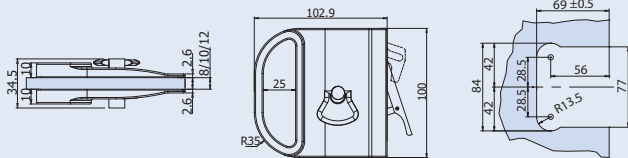
PRICE LIST 2017 ▶ 231 xla270 GER 



Minima V-604

- Serratura per scorrevoli con tirante.
- Locks with flush pull for sliding doors.
- Schlösser für Schiebetüren mit Stirnseitigem Griff.

NS - CR - CP



PRICE LIST 2017 ▶ 239

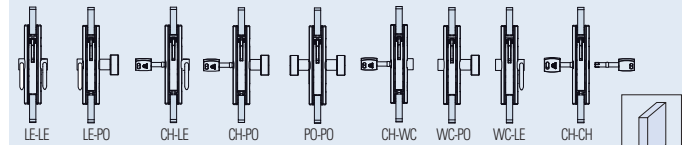
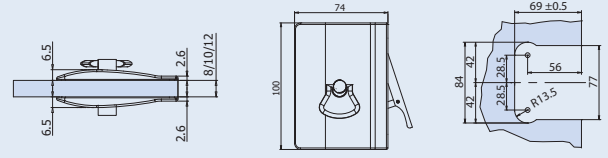
xme151 GER 8-10-12



Minima V-407

- Serratura per scorrevoli con tirante.
- Locks with flush pull for sliding doors.
- Schlösser für Schiebetüren mit Stirnseitigem Griff.

NS - CR - CP



PRICE LIST 2017 ▶ 240

xme152 8-10-12



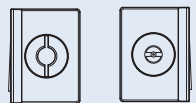
V-404 NUOVA GANCIO

- Serratura per scorrevoli con tirante.
- NS: Nichel satinato.
- CP: Cromo perla
- Locks with flush pull for sliding doors.
- NS: Satin nickel
- CP: Chrome perla similar Alu
- Schlösser für Schiebetüren mit stirnseitigem Griff.
- NS: Ähnlich Edelstahl matt
- CP: Chrom perla ähnlich Alu

- Versioni disponibili
- Available versions
- Lieferbare Ausführungen

- Scorrevole a scomparsa (solo vetro 8 mm).
- Pocket doors (only 8 mm).
- Schiebetüren in der Wand laufend (nur 8 mm Glas).

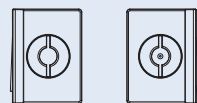
V-404 PO - WC



Leva
Lever
Griff

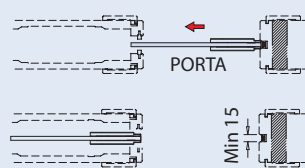
WC apertura emergenza
WC emergency open
WC Notöffnung

V-404 PO - PO



Leva
Lever
Griff

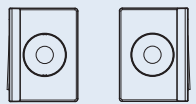
Leva
Lever
Griff



V-404 WC COLOUR

- Serratura per scorrevoli con tirante e indicatore colorato "libero/occupato".
- Locks with flush pull for sliding doors with WC latch and coloured indicator.
- Schlösser für Schiebetüren mit stirnseitigem Griff, und WC Schliessanzeige.

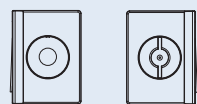
V-404 2FLG



Tappo cieco
Blind
Blind

Tappo cieco
Blind
Blind

V-404 PO - 2FLG



Tappo cieco
Blind
Blind

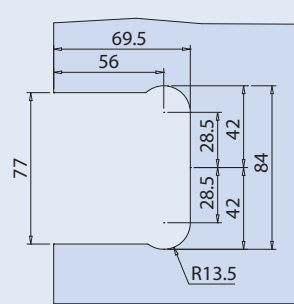
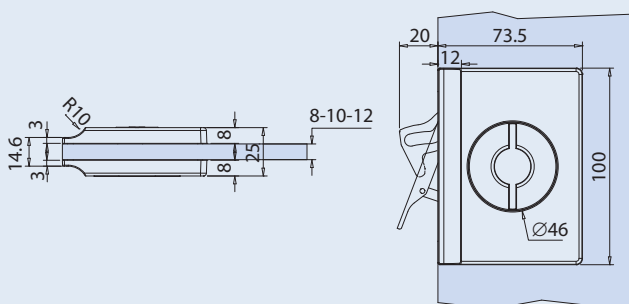
Leva
Lever
Griff

V-404 WC COLOUR

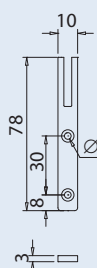


Indicatore colorato
Coloured indicator
Schliessanzeige

Leva
Lever
Griff



- Contropiastra inclusa
- Strike plate included
- Schließblech im Set enthalten



PRICE LIST 2017 ▶ 238

xme351 / xfb053

8-10-12

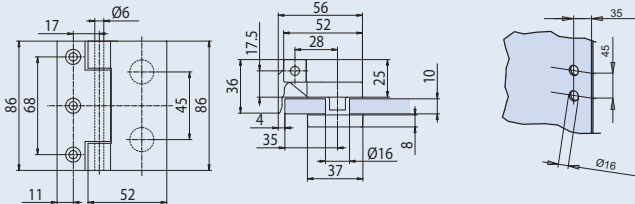
CERNIERE VERTICALI | SIDE HINGES | 3-TEILIGE BÄNDER



V-709 LIBRA

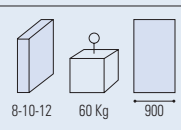
- Cerniera verticale con aletta fissaggio.
- Side Hinge with fixing plate.
- Band mit Anschraubplatte.

NS - CS - CR - CP



PRICE LIST 2017 ► 247

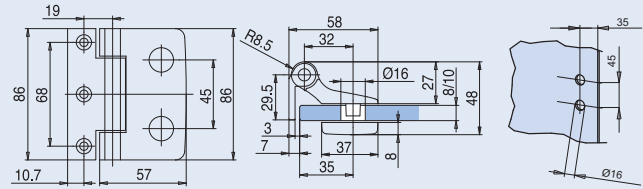
xla217



V-509 SLIM

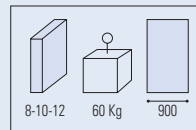
- Cerniera con aletta fissaggio.
- Side hinge with fixing plate.
- Band mit Anschraubplatte.

NS - CS - CR - CP - OL - AN



PRICE LIST 2017 ► 247

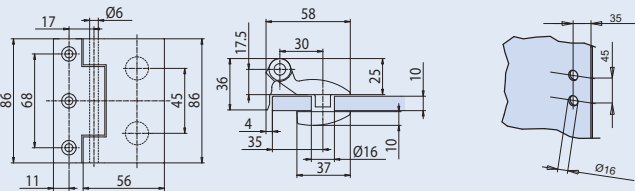
xla46



V-409 STILO

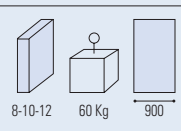
- Cerniera verticale con aletta fissaggio universale.
- Side Hinge with fixing plate.
- Band mit Anschraubplatte.

NS - CS - CR - CP



PRICE LIST 2017 ► 247

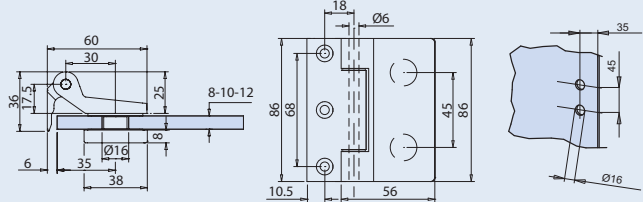
xla217



V-809

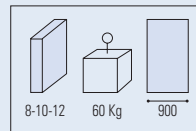
- Cerniera verticale con aletta fissaggio.
- Side Hinge with fixing plate.
- Band mit Anschraubplatte.

AN - NS - CR



PRICE LIST 2017 ► 247

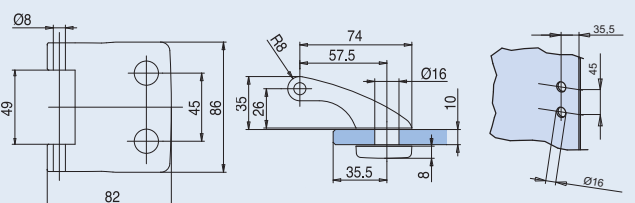
xme348



V-402

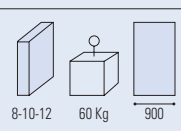
- Cerniera verticale tipo tedesco.
- Side Hinge german type.
- 3-teiligtes Band einschl. Hülse für Rahmenteil DIN-NORM.

NS - CS - CR - CP - OL



PRICE LIST 2017 ► 248

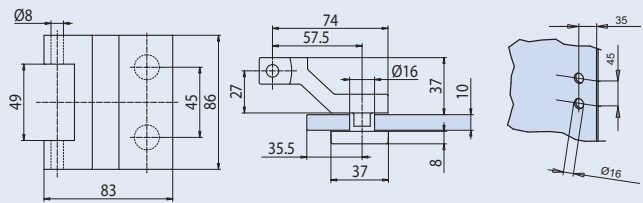
xla34



V-702 ZETA

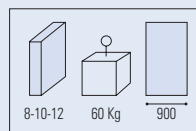
- Cerniera verticale tipo tedesco.
- Side Hinge german type.
- 3-teilige Band einschl. Hülse für Rahmenteil DIN-NORM.

NS - CS - CR - CP



PRICE LIST 2017 ► 248

xla218

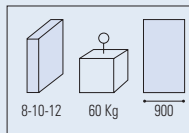
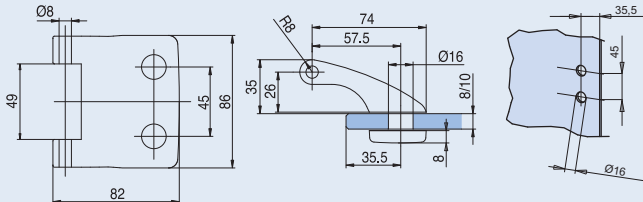




V-402 ECONOMY

- Cerniera verticale tipo tedesco.
- Side Hinge german type.
- 3-teiliges Band einschl. Hülse für Rahmenteil DIN-NORM.

AN - IXE - CS



PRICE LIST 2017 ▶ 248

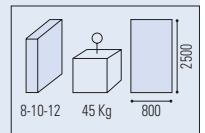
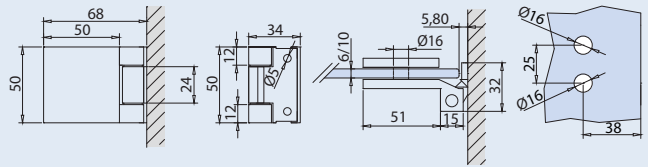
xla34



V-729

- Cerniera verticale con aletta fissaggio.
- Side Hinge with fixing plate.
- Band mit Anschraubplatte.

AN - NS - CR



PRICE LIST 2017 ▶ 247

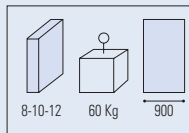
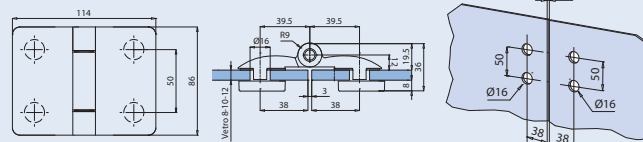
xme380



V-513 SLIM

- Cerniera verticale vetro/vetro.
- Hinge for glass/glass.
- Band für Glas/Glas.

NS - CS - CR - CP



PRICE LIST 2017 ▶ 247

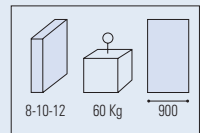
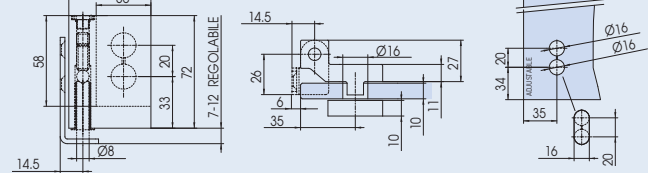
xme165 / xme165-1



V-707

- Cerniera a pavimento / soffitto regolabile.
- Top / bottom hinge with height adjustable.
- Band höhenverstellbar für oben/unten.

NS - CS - CR - CP



PRICE LIST 2017 ▶ 248

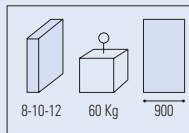
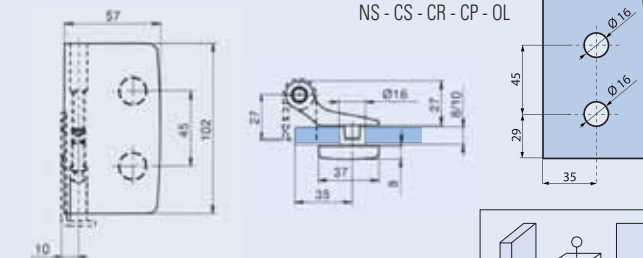
xla265 / xla265-1



V-107 SLIM

- Cerniera pavimento/soffitto regolabile.
- Top bottom hinge with height adjustable.
- Band, höhenverstellbar für oben/unten bzw. Seiten Befestigung.

NS - CS - CR - CP - OL



PRICE LIST 2017 ▶ 248

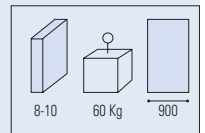
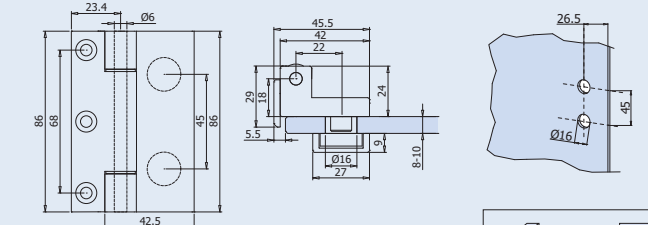
xla153



V-719 LIBRA


- Cerniera verticale per stipiti rasomuro.
- Vertical hinge flush with the wall jambs.
- Vertikales Scharnier für Fensterposten mit Wandabschluss.

NS - CS - CR



PRICE LIST 2017 ▶ 249

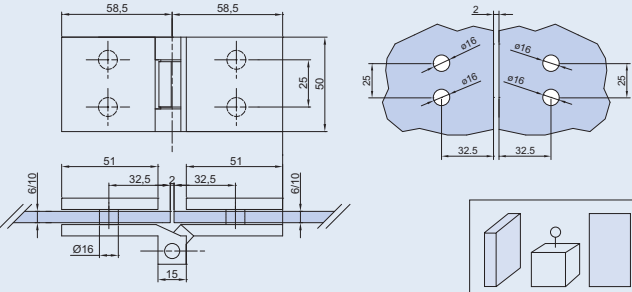
xme1991 / xme1991-1



NEW

V-739

- Cerniera verticale vetro / vetro
- Hinge for glass / glass
- Band für Glas / Glas




PRICE LIST 2017 ► **247**

xme424

8-10-12 40 Kg 800


CERNIERE TUTT'ALTEZZA | HINGES PROFILES | BANDPROFILE



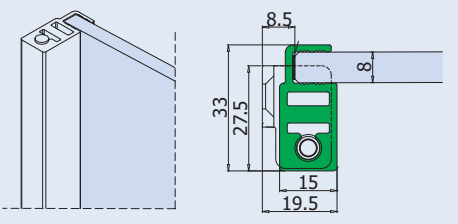
P-08

- Cerniera tutt'altezza ad incollaggio per applicazione su stipiti battuta da 40 mm.
- Hinge profile - glass to be glued - for frames with rebate depth 40 mm.
- Bandprofil (Glas wird geklebt) für Falztiefe 40 mm.

AN




L=2400



PRICE LIST 2017 ► **249**

xme1991


8 50 Kg 900



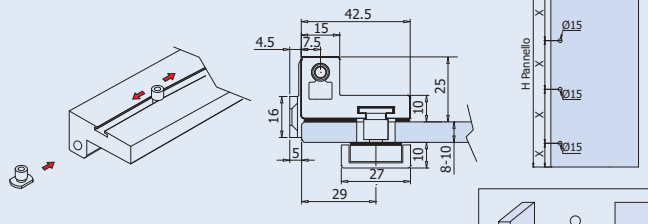
P-09

- Cerniera tutt'altezza per applicazione su stipiti battuta da 40 mm.
- Hinge profile for frame with rebate depth 40mm.
- Bandprofil für Falztiefe 40mm.

AN



L=2400



PRICE LIST 2017 ► **249**

xme199c2 / xme199i

8-10 60 Kg 900



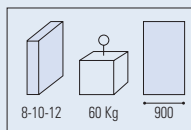
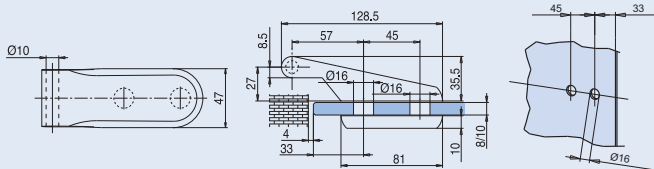
CERNIERE ORIZZONTALI | HORIZONTAL HINGES | 2-TEILIGE BÄNDER



V-201

- Cerniera Tonda tipo tedesco.
- Side hinge Tonda german type.
- 2-teiliges Band Tonda einschl. Hülse.

NS - CS - CR - CP - OL



PRICE LIST 2017 ► 250

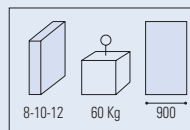
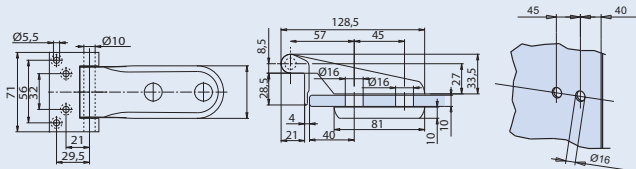
xla32



V-202

- Cerniera Tonda con aletta fissaggio per stipiti 28mm.
- Round side hinge with fixing plate for rebates of 28mm.
- Band Tonda mit Anschraubplatte für Falztiefe 28mm.

NS - CS - CR - CP - OL



PRICE LIST 2017 ► 250

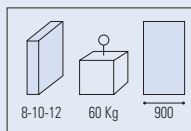
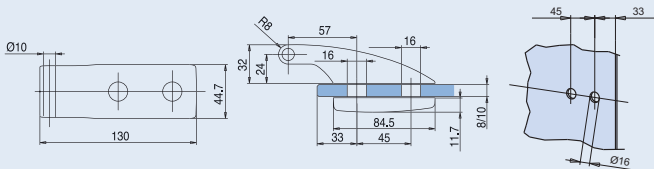
xla32



V-401 FERRARI

- Cerniera tipo tedesco.
- Side hinge german type.
- 2-teiliges Band einschl. Hülse.

NS - CS - CR - CP - OL



PRICE LIST 2017 ► 250

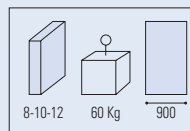
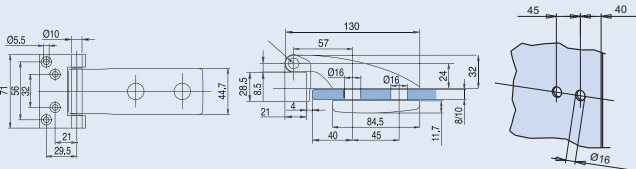
xla34



V-403 FERRARI

- Cerniera con aletta fissaggio per stipiti da 28mm.
- Side hinge with fixing plate for rebates of 28mm.
- Band mit Anschraubplatte für Falztiefe 28mm.

NS - CS - CR - CP - OL



PRICE LIST 2017 ► 250

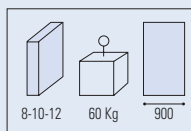
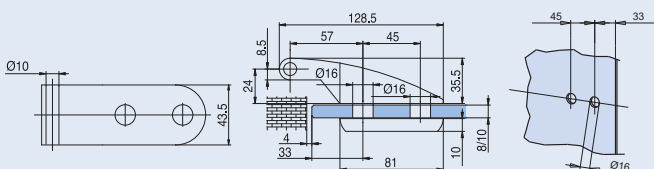
xme013



V-201 ECONOMY


- Cerniera Tonda tipo tedesco.
- Side hinge Tonda german type.
- 2-teiliges Band Tonda einschl. Hülse.

AN - IXE - CS



PRICE LIST 2017 ► 250

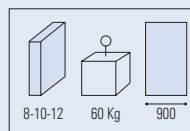
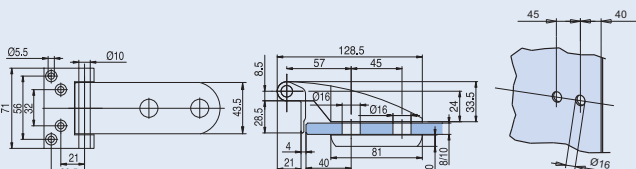
xme012



V-202 ECONOMY

- Cerniera Tonda con aletta fissaggio per stipiti 28mm.
- Round side hinge with fixing plate for rebates of 28mm.
- Band Tonda mit Anschraubplatte für Falztiefe 28mm.

AN - IXE



PRICE LIST 2017 ► 250

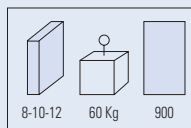
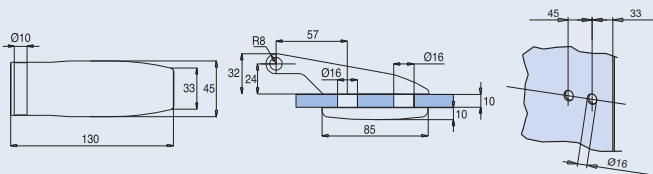
xme012



V-102

- Cerniera One tipo tedesco.
- Side hinge One german type.
- 2-teiliges Band One einschl. Hülse.

NS - CS - CR - CP - OL



xla188

8-10-12 60 Kg 900

PRICE LIST 2017 ► 250

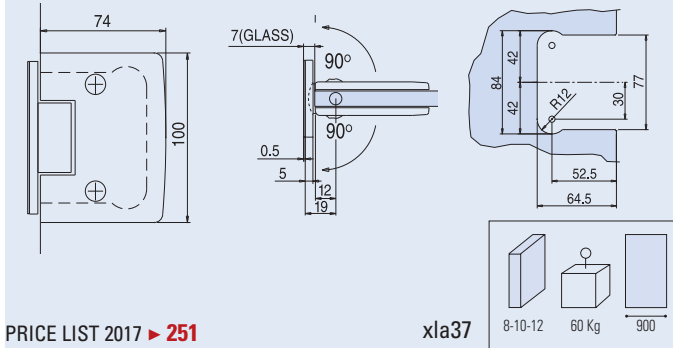
CERNIERE AUTOMATICHE | AUTOMATIC HINGES | AUTOMATISCHE BÄNDER



V-508

- Cerniera automatica con apertura 180°.
- Automatic hinge with opening 180°.
- Automatisches Pendeltürband mit Öffnung 180°.

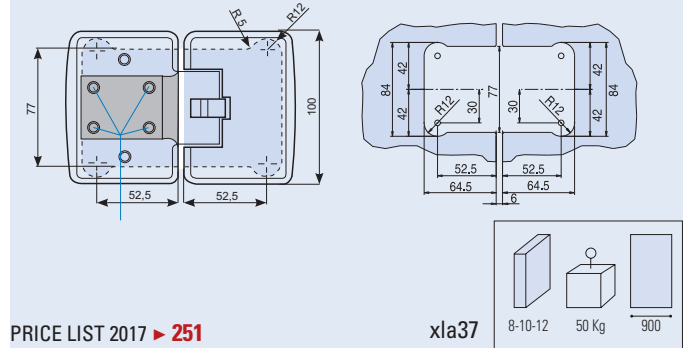
NS - CR - CS - CP - OL



V-516

- Cerniera automatica vetro/vetro con apertura 180°.
- Automatic hinge glass to glass with opening 180°.
- Automatisches Pendeltürband Glas-Glas mit Öffnung 180°.

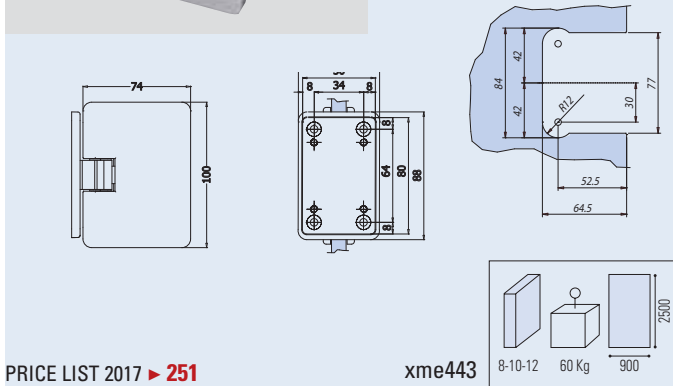
NS - CR - CS - CP - OL



V-908

- Cerniera automatica con apertura 180°.
- Automatic hinge opening 180°.
- Automatisches Pendeltürband mit Öffnung 180°.


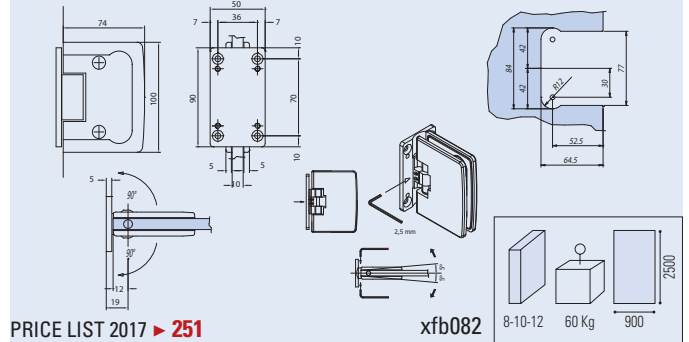
NS - CR - CP



V-508-R

- Cerniera automatica con apertura 180° e posizione "0" regolabile.
- Automatic hinge with opening 180° and with "0" position adjustable.
- Automatisches Pendeltürband mit Öffnung 180° und mit verstellbarer Nulllagenstellung.

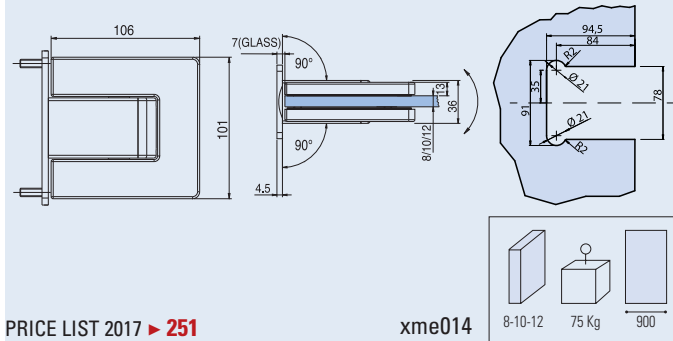
NS - CR - CS - CP - OL



V-708

- Cerniera automatica apertura 180°.
- Automatic hinge with opening 180°.
- Automatisches Pendeltürband mit Öffnung 180°.

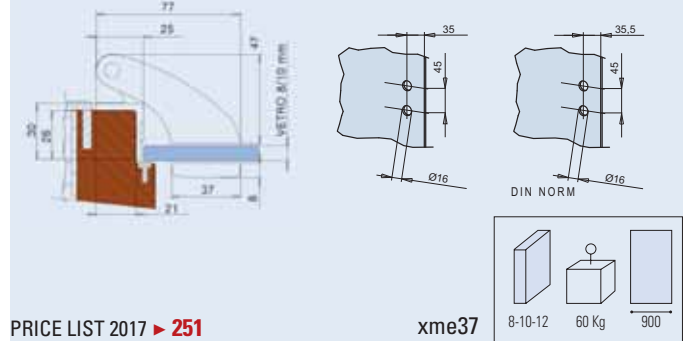
NS



V-507

- Cerniera automatica chiusa a 90° per porte in battuta, profondità stipite 28 mm.
- Automatic hinge closing at 90° for doors with stop frame, rebate depth 28 mm.
- Anschlagtürbänder mit selbstschließender Mechanik, für Falztiefe 28 mm.

NS - CR - CS - CP - OL



CERNIERE OLEODINAMICHE | HYDRAULIC HINGES | HYDRAULISCHE BÄNDER



NEW

V-808

- Cerniera oleodinamica con regolazione della velocità di chiusura dell'anta, stop a 0° + 90° - 90°.
- Hydraulic hinge with adjustment of the closing speed, stop at 0° + 90° - 90°.
- Hydraulikband mit Einstellung der Türschließgeschwindigkeit stop zu 0° + 90° - 90°.

AN - NS - CR

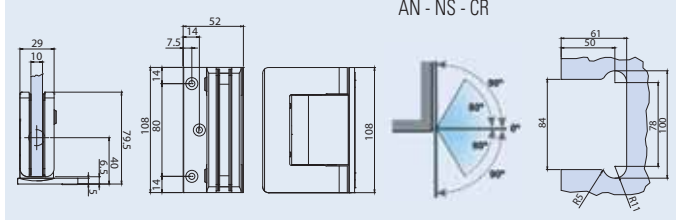
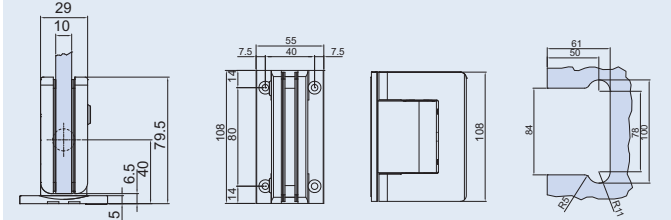


NEW

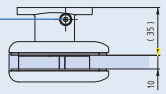
V-808-AS

- Cerniera oleodinamica con regolazione della velocità di chiusura dell'anta (con aletta spostata), stop a 0° + 90° - 90°.
- Hydraulic hinge with adjustment of the closing speed, (with offset fixing wing), stop at 0° + 90° - 90°.
- Hydraulikband mit Einstellung der Türschließgeschwindigkeit (einseitige Anschraubplatte) stop zu 0° + 90° - 90°.

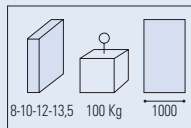
AN - NS - CR



- Valvola di regolazione velocità chiusura anta
- Adjustment valve closing speed of door
- Regelsventil für die Türschließgeschwindigkeit

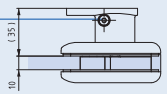


xme499-A

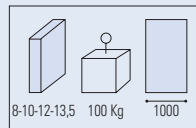


PRICE LIST 2017 ▶ 252

- Valvola di regolazione velocità chiusura anta
- Adjustment valve closing speed of door
- Regelsventil für die Türschließgeschwindigkeit



xme499-B



PRICE LIST 2017 ▶ 252

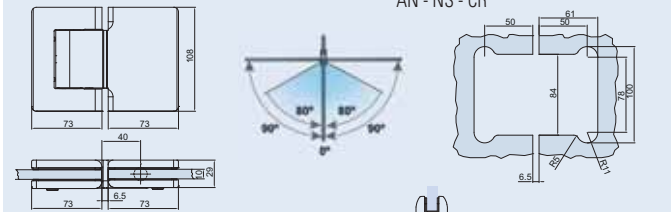


NEW

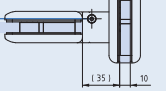
V-816

- Cerniera oleodinamica vetro/vetro 180° con regolazione della velocità di chiusura dell'anta, stop a 0° + 90° - 90°.
- Hydraulic hinge (glass/glass) 180° with adjustment of the closing speed, stop at 0° + 90° - 90°.
- Hydraulikband (Glas-Glas) 180° mit Einstellung der Türschließgeschwindigkeit stop zu 0° + 90° - 90°.

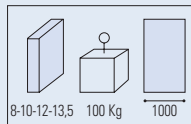
AN - NS - CR



- Valvola di regolazione velocità chiusura anta
- Adjustment valve closing speed of door
- Regelsventil für die Türschließgeschwindigkeit



xme499-C



PRICE LIST 2017 ▶ 252

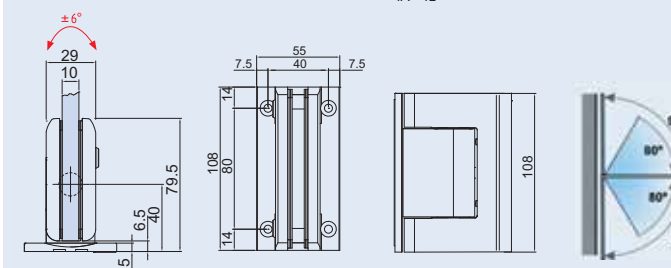


NEW

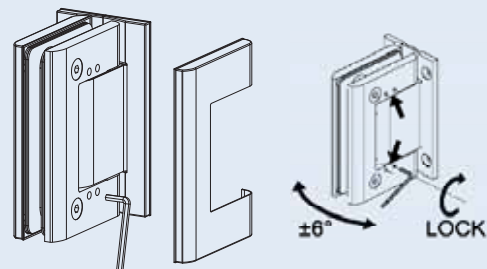
V-808-R

- Cerniera oleodinamica con regolazione della velocità di chiusura dell'anta e regolazione del punto 0. Corpo interno anodizzato e copertina esterna in acciaio inox AISI 316. Stop a 0° + 90° - 90°.
- Hydraulic hinge with adjustment of the closing speed and zero point adjustability. Inner body is anodized and cover made of stainless steel AISI 316. Stop at 0° + 90° - 90°.
- Hydraulikband mit Einstellung der Türschließgeschwindigkeit und 0°-Punkt-Regulierung. Der innere Körper ist eloxiert Abdeckung aus Edelstahl AISI 316. Stop zu 0° + 90° - 90°.

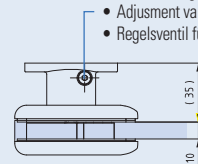
IX - IL



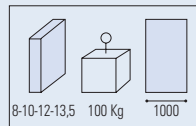
PRICE LIST 2017 ▶ 252



- Valvola di regolazione velocità chiusura anta
- Adjustment valve closing speed of door
- Regelsventil für die Türschließgeschwindigkeit



xme499-D

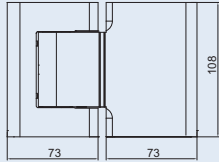
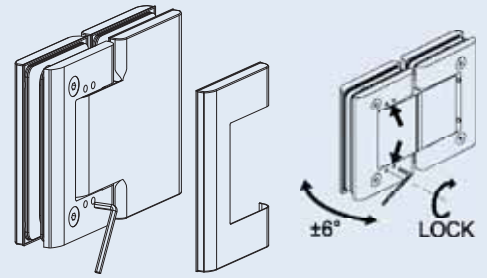


CERNIERE AUTOMATICHE | AUTOMATIC HINGES | AUTOMATISCHE BÄNDER

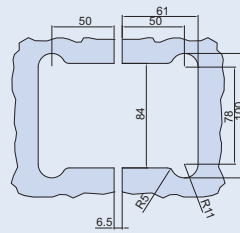
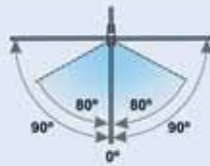


V-816-R

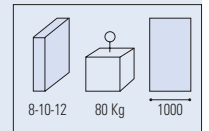
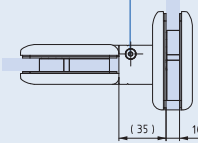
- Cerniera oleodinamica vetro/vetro 180° con regolazione della velocità di chiusura dell'anta e regolazione del punto 0. Corpo interno anodizzato e copertina esterna in acciaio inox AISI 316 Stop a 0° + 90° - 90°.
- Hydraulic hinge (glass/glass) 180° with adjustment of the closing speed and zero point adjustability. Inner body is anodized and cover made of stainless steel AISI 316. Stop at 0° + 90° - 90°.
- Hydraulikband (Glas-Glas) 180° mit Einstellung der Türschließgeschwindigkeit und 0°-Punkt-Regulierung. Der innere Körper ist eloxiert Abdeckung aus Edelstahl AISI 316. Stop zu 0° + 90° - 90°.



IX - IL



- Valvola di regolazione velocità chiusura anta
- Adjustment valve closing speed of door
- Regelsventil für die Türschließgeschwindigkeit



PRICE LIST 2017 ► 252

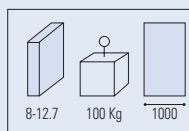

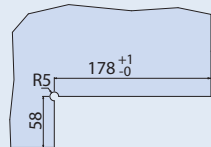
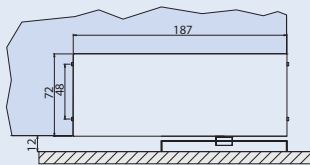
xme499-E



LAM-H1006

- Cerniera inferiore oleodinamica con chiudiporta integrato, stop a 0° + 90° - 90°.
- Hydraulic bottom hinge with integrated door closer stop at 0° + 90° - 90°.
- Unteres Hydraulikband mit Einstellung der Türschließgeschwindigkeit Stop zu 0°, +90°, -90°.

IX



PRICE LIST 2017 ► 275

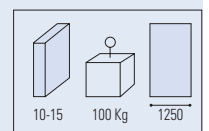

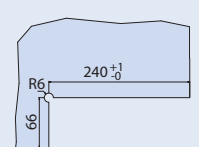
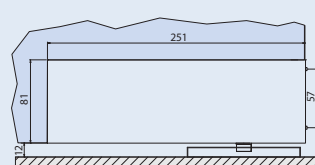
xme338



LAM-H1007

- Cerniera inferiore oleodinamica con chiudiporta integrato, stop a 0° + 90° - 90°.
- Hydraulic bottom hinge with integrated door closer stop at 0° + 90° - 90°.
- Unteres Hydraulikband mit Einstellung der Türschließgeschwindigkeit Stop zu 0°, +90°, -90°.

IX



PRICE LIST 2017 ► 275

xme338



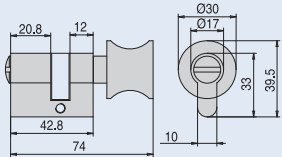
CILINDRI | CYLINDERS | ZYLINDER



C-01

- Cilindro WC con pomolo per lato serratura.
- WC cylinder with knob for lock side.
- WC Zylinder mit Knopf auf Schlossseite.

CS - NS - CR - OL



xla53

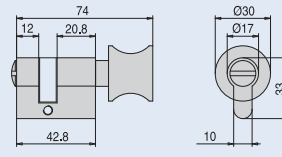
PRICE LIST 2017 ► 246



C-02

- Cilindro WC con pomolo per lato battuta.
- WC cylinder with knob for rebate side.
- WC Zylinder mit Knopf auf Schlossgegensseite.

CS - NS - CR - OL



xla53

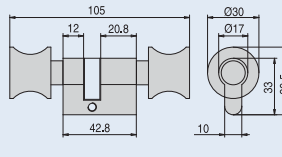
PRICE LIST 2017 ► 246



C-03

- Cilindro con doppio pomolo.
- Cylinder with double knob.
- Zylinder mit Doppelknopf.

CS - NS - CR - OL



xla53

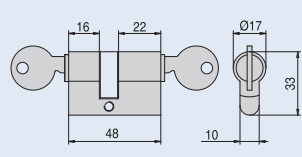
PRICE LIST 2017 ► 246



C-04

- Cilindro asimmetrico da 48 mm.
- Cylinder asymmetrical with length 48 mm.
- Zylinder unsymmetrisch mit Länge 48mm.

CS - NS - CR - OL



xla53

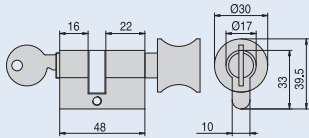
PRICE LIST 2017 ► 246



C-05

- Cilindro con pomolo e chiave.
- Cylinder with knob and key.
- Zylinder mit Knopf und Schlüssel.

CS - NS - CR



xla53

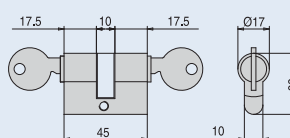
PRICE LIST 2017 ► 246



C-06

- Cilindro asimmetrico da 45 mm.
- Cylinder symmetrical length 45 mm.
- Zylinder symmetrisch mit Länge 45mm.

CS - NS - CR



xla53

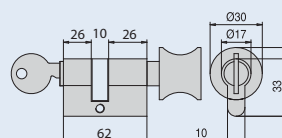
PRICE LIST 2017 ► 246



C-08

- Cilindro con pomolo e chiave mm 62.
- Cylinder with knob and key length 62 mm.
- Zylinder mit Knopf und Schlüssel Länge 62 mm.

CS - NS - CR - OL



xla53

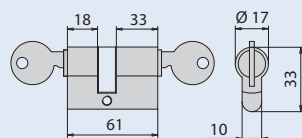
PRICE LIST 2017 ► 246



C-09

- Cilindro asimmetrico 48 mm.
- Cylinder asymmetrical with length 48 mm.
- Zylinder unsymmetrisch mit Länge 48 mm.

CS - NS - CR - OL



xla53

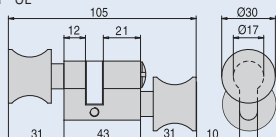
PRICE LIST 2017 ► 246



C-07

- Cilindro WC asimmetrico con 1 pomolo per chiusura porta ed 1 fisso per tirare anta.
- WC cylinder asymmetrical with double knob (1 with closing function, 1 fixed).
- WC-Zylinder unsymmetrisch mit Doppelknopf einmal mit Schließfunktion, einmal ohne Funktion.

CS - NS - CR - OL



xla53

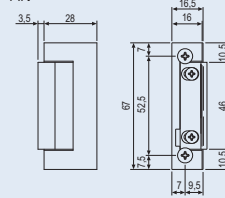
PRICE LIST 2017 ► 246



CP-05

- Incontro elettrico per serratura V-750 AC/DC 12 volts.
- Electric strike plate for lock V-750 AC/DC 12 volts.
- Elektrisches Schließblech für Schloss V-750 AC/DC 12 volt.

AN



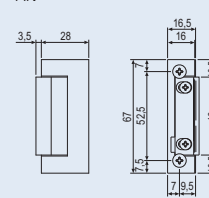
PRICE LIST 2017 ► 245



CP-06

- Incontro elettrico ad angolo per serratura V-750 AC/DC 12 volts.
- Electric angled strike plate for lock V-750 AC/DC 12 volts.
- Elektrisches Winkelschließblech für Schloss V-750 AC/DC 12 volt.

AN



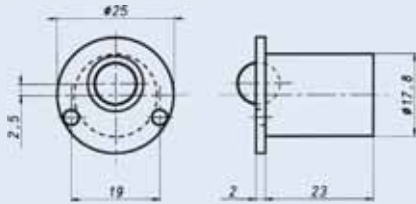
PRICE LIST 2017 ► 245

CRICCHETTI | ROLLER BOLTS | TÜRSCHNÄPPER



V-025

CS



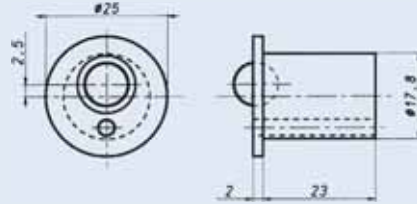
PRICE LIST 2017 ► 242

xla144



V-026

CS



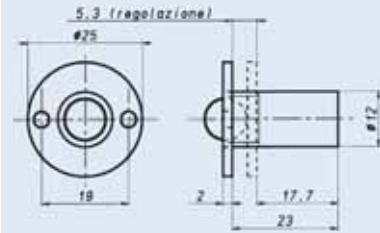
PRICE LIST 2017 ► 242

xla144



V-027

CS



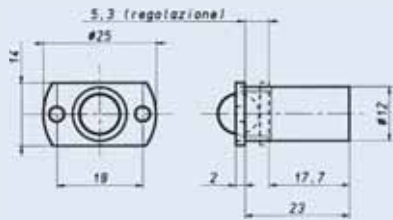
PRICE LIST 2017 ► 242

xla144



V-028

CS



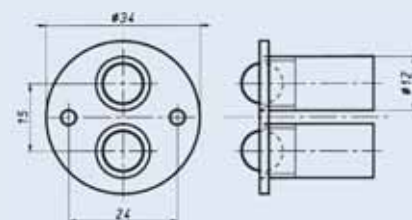
PRICE LIST 2017 ► 242

xla144



V-029

CS



PRICE LIST 2017 ► 242

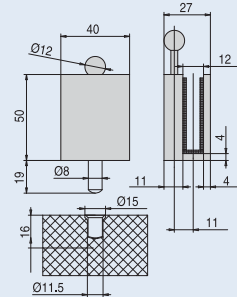
xla144



V-003-8

- Catenacciolo per porta doppia vetro 8 mm.
- Locking bolt for glass 8 mm.
- Feststeller für Glas 8 mm.

CS - NS - CR - OL - CP



PRICE LIST 2017 ► 241

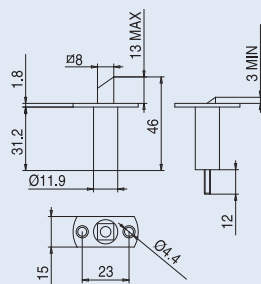
xla56b



V-004

- Catenacciolo porta doppia.
- Locking bolt for double door.
- Türschnäpper für 2-flg.

CS



PRICE LIST 2017 ► 241

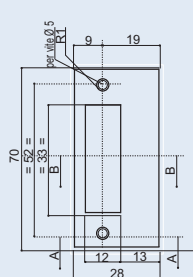
xla56b



V-037

- Contropiastra per stipiti con profondità 40 mm art. P-030 e P-040.
- Flat strike plate for frames P-030 and P-040.
- Schließblech für Türzargen P-030 und P-040.

IX



PRICE LIST 2017 ► 244

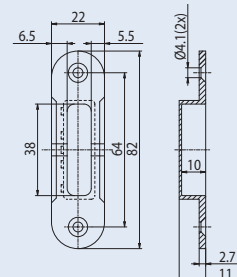
SB-252



CP-01

- Contropiastra piatta universale.
- Flat strike plate universal.
- Schließblech universal.

AN



PRICE LIST 2017 ► 243

xla241





A

SISTEMI SCORREVOLI
 SLIDING DOOR SYSTEMS
 SCHIEBETÜRSYSTEME

6

B

BOX DOCCIA
 SHOWER BOX
 DUSCHKABINEN

111

C

PARETI MOBILI
 SLIDING WALLS
 SCHIEBEWÄNDE

189

D

PARETI DIVISORIE E STIPITI
 PARTITION WALLS AND FRAMES
 TRENNWÄNDE UND ALUMINIUMZARGEN

223

E

SERRATURE E CERNIERE
 LOCKS AND HINGES
 SCHLÖSSER UND BÄNDER

269

F

MANIGLIE MANIGLIONI POMOLI
 DOORHANDLES PULLHANDLES KNOBS
 TÜRGRIFFE STOSSGRIFFE KNÖPFE

299

G

PORTE ESTERNE
 GANZGLASANLAGEN

311

H

BALAUSTRE E PENSILINE
 RAILING AND CANOPY SYSTEMS
 GANZGLASGELÄNDER UND VORDACH SYSTEME

341

I

DISTANZIALI, MORSETTI E ACCESSORI
 POINT FITTINGS, CLAMPS AND ACCESSORIES
 PUNKTHALTERUNGEN, KLEMMBEFESTIGUNGEN
 UND ZUBEHÖR

427

MANIGLIE MANIGLIONI POMOLI - Indice prodotti
DOORHANDLES PULLHANDLES KNOBS - Index products
TÜRGRIFFE STOSSGRIFFE KNÖPFE - Indexprodukte



MANIGLIE
DOORHANDLES
TÜRGRIFFE
 ▶ 302



MANIGLIONI
PULLHANDLES
STOSSGRIFFE
 ▶ 306



POMOLI
KNOBS
KNÖPFE
 ▶ 309

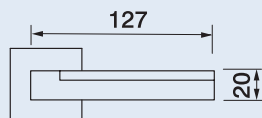


MANIGLIE | DOORHANDLES | TÜRGRIFFE



V-1711 Morphos

- Paio maniglie per serrature vetro (serratura e rosetta escluse)
 - Pair handles for glasslocks (lock and rosette not included)
 - Paar Türgriffe für Glastürschlösser (Schloss und Rosette nicht enthalten)
- CR/CS - NL/NS

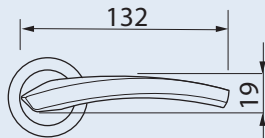


PRICE LIST 2017 ▶ 254



V-1651 Dune

- Paio maniglie per serrature vetro (serratura e rosetta escluse)
 - Pair handles for glasslocks (lock and rosette not included)
 - Paar Türgriffe für Glastürschlösser (Schloss und Rosette nicht enthalten)
- CS - NS - CR - OL

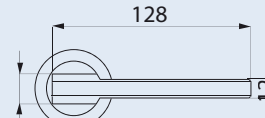


PRICE LIST 2017 ▶ 254




V-1611 Blade

- Paio maniglie per serrature vetro (serratura e rosetta escluse)
 - Pair handles for glasslocks (lock and rosette not included)
 - Paar Türgriffe für Glastürschlösser (Schloss und Rosette nicht enthalten)
- CS - NS - CR - OL




PRICE LIST 2017 ▶ 254



V-1731 Elektra

- Paio maniglie per serrature vetro (serratura e rosetta escluse)
 - Pair handles for glasslocks (lock and rosette not included)
 - Paar Türgriffe für Glastürschlösser (Schloss und Rosette nicht enthalten)
- CS - NS - CR - CP - OL



PRICE LIST 2017 ▶ 254



V-1721 Preso

- Paio maniglie per serrature vetro (serratura e rosetta escluse)
 - Pair handles for glasslocks (lock and rosette not included)
 - Paar Türgriffe für Glastürschlösser (Schloss und Rosette nicht enthalten)
- CS - NS - CR - OL

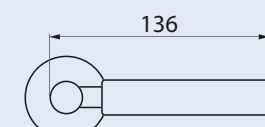


PRICE LIST 2017 ▶ 254



V-1771 Amleto

- Paio maniglie per serrature vetro (serratura e rosetta escluse)
 - Pair handles for glasslocks (lock and rosette not included)
 - Paar Türgriffe für Glastürschlösser (Schloss und Rosette nicht enthalten)
- CS - NS - CR

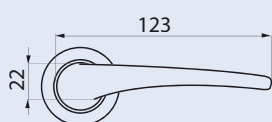


PRICE LIST 2017 ▶ 255



V-1671 Le Mans

- Paio maniglie per serrature vetro (serratura e rosetta escluse)
 - Pair handles for glasslocks (lock and rosette not included)
 - Paar Türgriffe für Glastürschlösser (Schloss und Rosette nicht enthalten)
- CS - NS - CR - OL

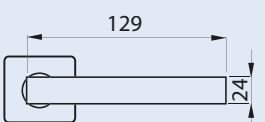


PRICE LIST 2017 ▶ 254



V-1801 Tecno

- Paio maniglie per serrature vetro (serratura e rosetta escluse)
 - Pair handles for glasslocks (lock and rosette not included)
 - Paar Türgriffe für Glastürschlösser (Schloss und Rosette nicht enthalten)
- CR - NS - CS

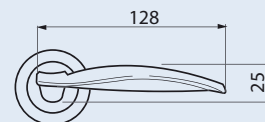


PRICE LIST 2017 ▶ 255



V-1791 Wind

- Paio maniglie per serrature vetro (serratura e rosetta escluse)
 - Pair handles for glasslocks (lock and rosette not included)
 - Paar Türgriffe für Glastürschlösser (Schloss und Rosette nicht enthalten)
- CS - NS - CR

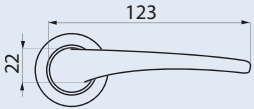


PRICE LIST 2017 ▶ 254



V-1781 Dali

- Paio maniglie per serrature vetro (serratura e rosetta escluse)
 - Pair handles for glasslocks (lock and rosette not included)
 - Paar Türgriffe für Glastürschlösser (Schloss und Rosette nicht enthalten)
- CS - NS - CR



PRICE LIST 2017 ▶ 255



V-1761 Casto

- Paio maniglie per serrature vetro (serratura e rosetta escluse)
 - Pair handles for glasslocks (lock and rosette not included)
 - Paar Türgriffe für Glastürschlösser (Schloss und Rosette nicht enthalten)
- CS - NS - CR - CP - OL

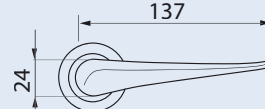


PRICE LIST 2017 ▶ 254



V-1681 Vola

- Paio maniglie per serrature vetro (serratura e rosetta escluse)
 - Pair handles for glasslocks (lock and rosette not included)
 - Paar Türgriffe für Glastürschlösser (Schloss und Rosette nicht enthalten)
- CS - NS - CR - OL

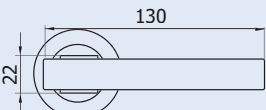


PRICE LIST 2017 ▶ 256



V-1601 Cubus

- Paio maniglie per serrature vetro (serratura e rosetta escluse)
 - Pair handles for glasslocks (lock and rosette not included)
 - Paar Türgriffe für Glastürschlösser (Schloss und Rosette nicht enthalten)
- CS - NS - CR




PRICE LIST 2017 ▶ 255



V-911 Elga

- Paio maniglie per serrature vetro (serratura e rosetta escluse)
 - Pair handles for glasslocks (lock and rosette not included)
 - Paar Türgriffe für Glastürschlösser (Schloss und Rosette nicht enthalten)
- CS - NS - CR - CP - OL



PRICE LIST 2017 ▶ 256



V-1691 Go-Go

- Paio maniglie per serrature vetro (serratura e rosetta escluse)
 - Pair handles for glasslocks (lock and rosette not included)
 - Paar Türgriffe für Glastürschlösser (Schloss und Rosette nicht enthalten)
- CS - NS - CR - OL

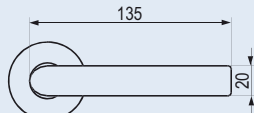


PRICE LIST 2017 ▶ 255



V-140 Daytona

- Paio maniglie per serrature vetro (serratura e rosetta escluse)
 - Pair handles for glasslocks (lock and rosette not included)
 - Paar Türgriffe für Glastürschlösser (Schloss und Rosette nicht enthalten)
- CS - NS - CR - CP - OL

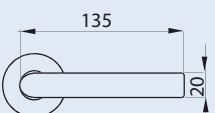


PRICE LIST 2017 ▶ 255



V-101 L-Form 90

- Paio maniglie per serrature vetro (serratura e rosetta escluse)
 - Pair handles for glasslocks (lock and rosette not included)
 - Paar Türgriffe für Glastürschlösser (Schloss und Rosette nicht enthalten)
- IX - AN

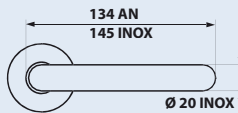


PRICE LIST 2017 ▶ 255



V-110-Inox U-Form

- Paio maniglie per serrature vetro (serratura e rosetta escluse)
 - Pair handles for glasslocks (lock and rosette not included)
 - Paar Türgriffe für Glastürschlösser (Schloss und Rosette nicht enthalten)
- IX - AN

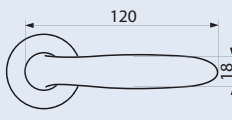


PRICE LIST 2017 ▶ 256



V-1751 Sole

- Paio maniglie per serrature vetro (serratura e rosetta escluse)
 - Pair handles for glasslocks (lock and rosette not included)
 - Paar Türgriffe für Glastürschlösser (Schloss und Rosette nicht enthalten)
- CS - NS - CR - CP - OL

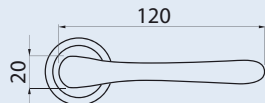


PRICE LIST 2017 ► 255



V-141 Capri

- Paio maniglie per serrature vetro (serratura e rosetta escluse)
 - Pair handles for glasslocks (lock and rosette not included)
 - Paar Türgriffe für Glastürschlösser (Schloss und Rosette nicht enthalten)
- CS - NS - CR - OL

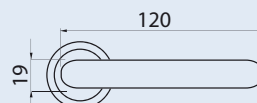


PRICE LIST 2017 ► 256



V-111 Milano

- Paio maniglie per serrature vetro (serratura e rosetta escluse)
 - Pair handles for glasslocks (lock and rosette not included)
 - Paar Türgriffe für Glastürschlösser (Schloss und Rosette nicht enthalten)
- CS - NS - CR - CP - OL




PRICE LIST 2017 ► 256



V-264 Mirage 2

- Paio maniglie per serrature vetro (serratura e rosetta escluse)
 - Pair handles for glasslocks (lock and rosette not included)
 - Paar Türgriffe für Glastürschlösser (Schloss und Rosette nicht enthalten)
- CS - NS - CR - OL

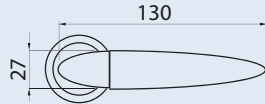


PRICE LIST 2017 ► 257



V-1391 VITREA Color

- Paio maniglie per serrature vetro (serratura e rosetta escluse)
 - Pair handles for glasslocks (lock and rosette not included)
 - Paar Türgriffe für Glastürschlösser (Schloss und Rosette nicht enthalten)
- CS - NS - CR - OL



PRICE LIST 2017 ► 256



V-1171 America

- Paio maniglie per serrature vetro (serratura e rosetta escluse)
 - Pair handles for glasslocks (lock and rosette not included)
 - Paar Türgriffe für Glastürschlösser (Schloss und Rosette nicht enthalten)
- CS - NS - CR - CP - OL

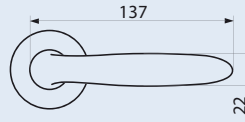


PRICE LIST 2017 ► 257



V-1461 Omega

- Paio maniglie per serrature vetro (serratura e rosetta escluse)
 - Pair handles for glasslocks (lock and rosette not included)
 - Paar Türgriffe für Glastürschlösser (Schloss und Rosette nicht enthalten)
- CS - NS - CR - CP - OL

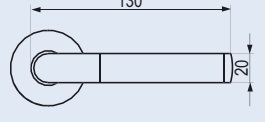


PRICE LIST 2017 ► 256



V-1521 Emy

- Paio maniglie per serrature vetro (serratura e rosetta escluse)
 - Pair handles for glasslocks (lock and rosette not included)
 - Paar Türgriffe für Glastürschlösser (Schloss und Rosette nicht enthalten)
- CS/CR - CR/IX

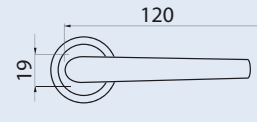


PRICE LIST 2017 ► 257



V-121 Sabbia

- Paio maniglie per serrature vetro (serratura e rosetta escluse)
 - Pair handles for glasslocks (lock and rosette not included)
 - Paar Türgriffe für Glastürschlösser (Schloss und Rosette nicht enthalten)
- CS - NS - CR - CP - OL



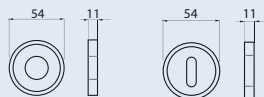
PRICE LIST 2017 ► 256

- EXTRA: per maniglie con rosette per porte in legno.
- EXTRA: for doorhandles with rosette for wooden doors.


- AUFPREISE: für Türgriffe mit Rosette für Holztüren.



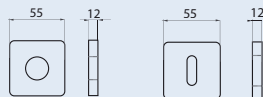
ROS - T - BB



PRICE LIST 2017 ► 257



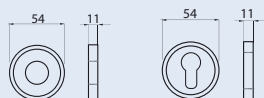
ROS - Q - BB



PRICE LIST 2017 ► 257



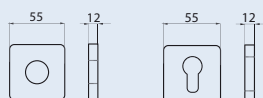
ROS - T - PZ



PRICE LIST 2017 ► 257



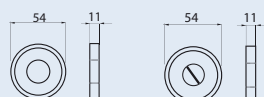
ROS - Q - PZ



PRICE LIST 2017 ► 257



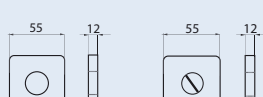
ROS - T - WC



PRICE LIST 2017 ► 257



ROS - Q - WC



PRICE LIST 2017 ► 257

MANIGLIONI | PULLHANDLES | STOSSGRIFFE

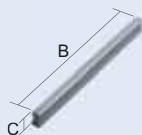


POR-0408 V

- Maniglioncini ad incollaggio biadesivo
- Small pullhandles with self-adhesive fixing
- Stossgriffe selbstklebend

AN - CR - NS

	C	17	17	17
	260	•		
B	410		•	
	560			•



PRICE LIST 2017 ► 258

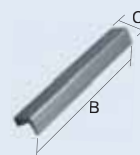


POR-0400 V


- Maniglioncini ad incollaggio biadesivo
- Small pullhandles with self-adhesive fixing
- Stossgriffe selbstklebend

AN - CR - NS

	C	23	23	23
	240	•		
B	390		•	
	540			•



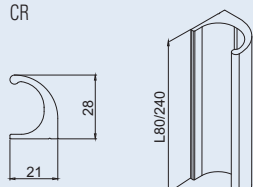
PRICE LIST 2017 ► 258



B-191-80 / B-191-240

- Maniglietta ad incollaggio biadesivo
- Small handle with self-adhesive fixing
- Kleine griffe selbstklebend

CR



PRICE LIST 2017 ► 140

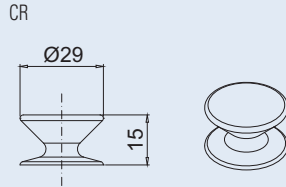
xme311



B-192

- Pomolo ad incollaggio biadesivo
- Knob with self-adhesive fixing
- Knopf selbstklebend

CR



PRICE LIST 2017 ► 140

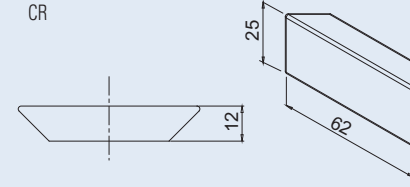
xme311



B-193

- Maniglietta ad incollaggio biadesivo
- Small handle with self-adhesive fixing
- Kleine griffe selbstklebend

CR



PRICE LIST 2017 ► 140

xme311



Square Mini Ø 15

- Maniglione inox
- Pullhandle inox
- Stossgriff inox

IX - IL

	TL	150	215	315	
	135	•			Ø 9
A	200		•		Ø 9
	300			•	Ø 9



PRICE LIST 2017 ► 259



Round Mini Ø 16

- Maniglione inox
- Pullhandle inox
- Stossgriff inox

IX - IL

	TL	225	300	
	135	•		Ø 9
A	200		•	Ø 9



PRICE LIST 2017 ► 259

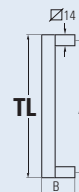


Square Alu Ø 14

- Maniglione
- Pullhandle
- Stossgriff

AN - CR

	TL	174	206	334	
	160	•			Ø 8,5
A	192		•		Ø 8,5
	320			•	Ø 8,5



PRICE LIST 2017 ► 259




Round 02

- Maniglione
- Pullhandle
- Stossgriff

IX

Ø	A	200	300	500	650	1000	1040	1370	
20		•	•	•			•		Ø10
25			•	•	•				Ø12
30						•		•	Ø12
40									



PRICE LIST 2017 ▶ 260



Square 41

- Maniglione
- Pullhandle
- Stossgriff

IX

Ø	A	200	300	650	
19		•			Ø10
25			•		Ø12
30					
40			•		Ø12



PRICE LIST 2017 ▶ 261




Square 40

- Maniglione
- Pullhandle
- Stossgriff

IX

Ø	A	300	
20			
25		•	Ø12
30			
40			



PRICE LIST 2017 ▶ 262




Round 10

- Maniglione
- Pullhandle
- Stossgriff

IX

Ø	A	300	650	1000	
20		•			Ø10
25		•	•		Ø12
30				•	Ø12
40					



PRICE LIST 2017 ▶ 261




Round 01

- Maniglione
- Pullhandle
- Stossgriff

IX

Ø	A	200	300	350	400	650	
20		•	•				Ø10
25			•	•	•		Ø12
30				•	•		Ø12
40							



PRICE LIST 2017 ▶ 262




Round 11

- Maniglione
- Pullhandle
- Stossgriff

IX

Ø	A	350	620	
20				
25		•	•	Ø12
30				
40				



PRICE LIST 2017 ▶ 263




Round 03

- Maniglione
- Pullhandle
- Stossgriff

IX

Ø	A	200	300	350	650	
20						
25			•			Ø12
30				•	•	Ø12
40						



PRICE LIST 2017 ▶ 263




Round 08

- Maniglione
- Pullhandle
- Stossgriff

IX

Ø	A	400	
20			
25			
32		•	Ø12
40			



PRICE LIST 2017 ▶ 263




Round 09

- Maniglione
- Pullhandle
- Stossgriff

IX

Ø	A	300	
20			
25			
32		•	Ø12
40			



PRICE LIST 2017 ▶ 264



35.DL.13/1125.1500

- Duolock con serratura incorporata chiave/pomolo
- Duolock with lock key/knob
- Duolock mit Schloss Schlüssel/Dreh-knopf

35.DLC.13/1125.1500

- Duolock con serratura incorporata chiave/chiave
- Duolock with lock key/key
- Duolock mit Schloss Schlüssel-Schlüssel

IX



35.HD.13/1125.2200

- Duolock con serratura incorporata chiave/pomolo
- Duolock with lock key/knob
- Duolock mit Schloss Schlüssel/Dreh-knopf

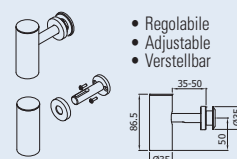
35.HDC.13/1125.2200

- Duolock con serratura incorporata chiave/chiave
- Duolock with lock key/key
- Duolock mit Schloss Schlüssel-Schlüssel

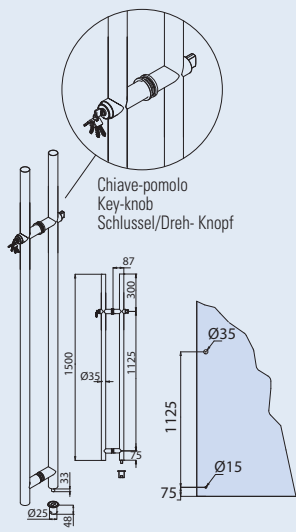
IX

DL-01

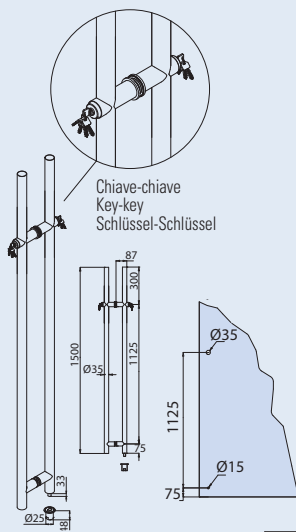
- Incontro superiore ad un punto fissaggio per maniglione Duolock-H.
- Striker for pullhandle Duolock-H one point fixing.
- Gegenkasten für Stossgriffe Duolock-H ein Befestigungspunkt.



- Regolabile
- Adjustable
- Verstellbar

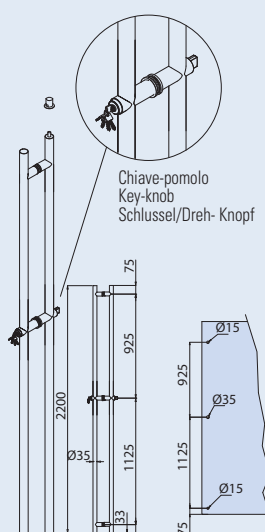


Chiave-pomolo
Key-knob
Schlüssel/Dreh-Knopf

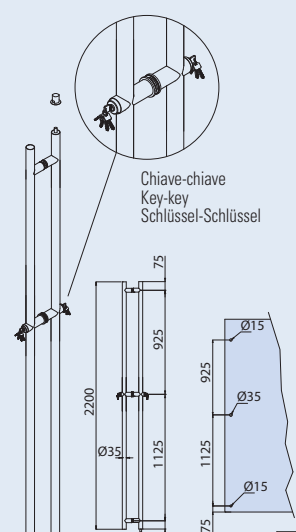


Chiave-chiave
Key-key
Schlüssel-Schlüssel

xme122



Chiave-pomolo
Key-knob
Schlüssel/Dreh-Knopf



Chiave-chiave
Key-key
Schlüssel-Schlüssel

xme127



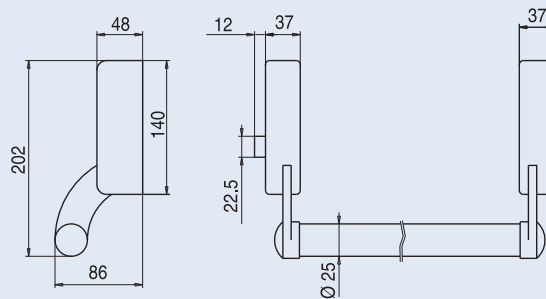
PRICE LIST 2017 ▶ 266



A-100

- Maniglioni antipanico
- Panic exit devices
- Panik Stossgriff

NS



PRICE LIST 2017 ▶ 268

xla110



POMOLI | KNOBS | KNÖPFE



V-1056

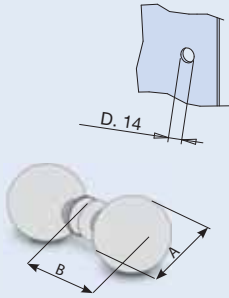
- Coppia pomoli palla Ø 60
- Pair of door knobs Ø 60
- Paar Türknöpfe Ø 60 mm

V-1056-2

- Coppia pomoli palla Ø 50
 - Pair of door knobs Ø 50
 - Paar Türknöpfe Ø 50
- CS - NS - CR - OL - CP

Ø 60 A = 60 / B = 78
Ø 50 A = 50 / B = 70

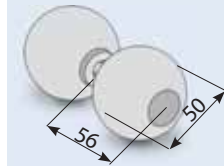
PRICE LIST 2017 ▶ 270



V-013

- Coppia pomoli plex Ø 50 mm.
- Pair of door knobs Ø 50 mm.
- Paar Türknöpfe Ø 50 mm.

CS - NS - CR - OL



PRICE LIST 2017 ▶ 270



V-019

- Coppia pomoli in vetro.
- Pair of door knobs in glass.
- Paar Türknöpfe aus Glas

NS + GLASS



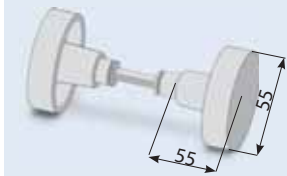
PRICE LIST 2017 ▶ 271



V-1105

- Coppia pomoli piatti Ø 55 mm
- Pair of doorknobs Ø 55 mm
- Paar Türknöpfe Ø 55 mm

CS - NS - CR - OL - CP



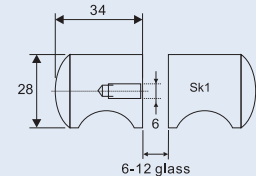
PRICE LIST 2017 ▶ 270



B-168

- Pomolo per porte in vetro alluminio
- Glass doors knob Aluminium
- Paar Türknöpfe Aluminium

CR - NS



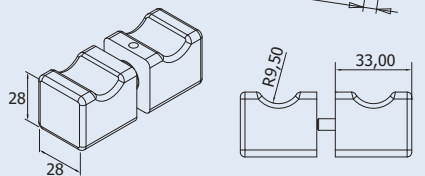
PRICE LIST 2017 ▶ 270



B-169

- Coppia pomoli 28 x 28 mm.
- Pair of doorknobs 28 x 28 mm.
- Paar Türknöpfe 28 x 28 mm.

CR



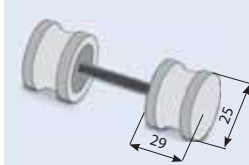
PRICE LIST 2017 ▶ 271



V-024 25

- Coppia pomoli Ø 25 mm.
- Pair of doorknobs Ø 25 mm
- Paar Türknöpfe Ø 25 mm.

CS - NS - CR - OL - CP



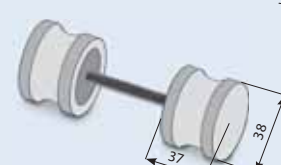
PRICE LIST 2017 ▶ 270



V-024 38

- Coppia pomoli Ø 38 mm.
- Pair of doorknobs Ø 38 mm
- Paar Türknöpfe Ø 38 mm.

CS - NS - CR - OL - CP




PRICE LIST 2017 ▶ 270



POR-153V

- Paio pomoli Ø 25 - H 32
- Pair knobs Ø 25 - H 32
- Paar Knöpfe Ø 25 - H 32

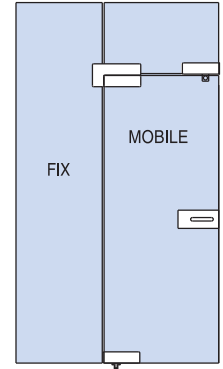
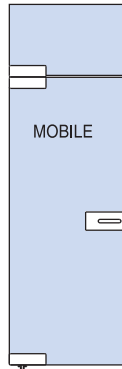
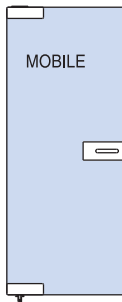
NS - CR



PRICE LIST 2017 ▶ 271



A	SISTEMI SCORREVOLI SLIDING DOOR SYSTEMS SCHIEBETÜRSYSTEME	6
B	BOX DOCCIA SHOWER BOX DUSCHKABINEN	111
C	PARETI MOBILI SLIDING WALLS SCHIEBEWÄNDE	189
D	PARETI DIVISORIE E STIPITI PARTITION WALLS AND FRAMES TRENNWÄNDE UND ALUMINIUMZARGEN	223
E	SERRATURE E CERNIERE LOCKS AND HINGES SCHLÖSSER UND BÄNDER	269
F	MANIGLIE MANIGLIONI POMOLI DOORHANDLES PULLHANDLES KNOBS TÜRGRIFFE STOSSGRIFFE KNÖPFE	299
G	PORTE ESTERNE PATCH FITTINGS GANZGLASANLAGEN	311
H	BALAUSTR E PENSILINE RAILING AND CANOPY SYSTEMS GANZGLASGELÄNDER UND VORDACH SYSTEME	341
I	DISTANZIALI, MORSETTI E ACCESSORI POINT FITTINGS, CLAMPS AND ACCESSORIES PUNKTHALTERUNGEN, KLEMMBEFESTIGUNGEN UND ZUBEHÖR	427



HYDRAULIC

LAM-H1006 ▶315
LAM-H1007 ▶315



HYDRAULIC

LAM-H1006 ▶315
LAM-H1007 ▶315



HYDRAULIC

LAM-H1006 ▶315
LAM-H1007 ▶315



X SERIE

XC-020 ▶330
XC-010 ▶330



X SERIE

XCS-020B ▶330
XC-020 ▶330
XC-010 ▶330



X SERIE

XC-040 ▶330
XC-020 ▶330
X-480B ▶331
XC-010 ▶330



X SERIE MINI

XD-020 ▶335
X-440 ▶335



X SERIE MINI

XDS-020B ▶335
XD-020 ▶335
XD-010 ▶335



MODULO QUADRO

MQ-6 ▶319
MQ-11 ▶318
MQ-14 ▶319
MQ-2T ▶318



MODULO QUADRO

MQ-1 ▶318
MQ-2T ▶318



MODULO QUADRO

MQ-13 ▶329
MQ-11 ▶318
MQ-2T ▶318



MODULO TONDO

M1-SET ▶326
M13 ▶325
M2-T ▶324



MODULO TONDO

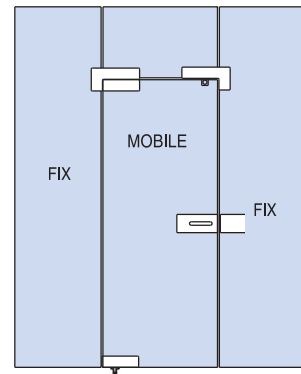
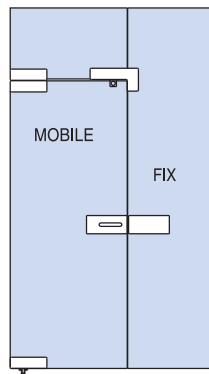
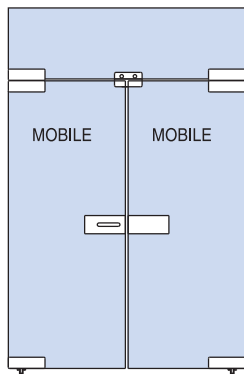
M1 ▶324
M2-T ▶324



MODULO TONDO

M11-L/R ▶325
M1 ▶324
M2-T ▶324





HYDRAULIC

LAM-H1006 ▶315
LAM-H1007 ▶315



HYDRAULIC

LAM-H1006 ▶315
LAM-H1007 ▶315



HYDRAULIC

LAM-H1006 ▶315
LAM-H1007 ▶315



X SERIE

XCS-020B ▶330
XC-020 ▶330
X-480B ▶331
XC-010 ▶330



X SERIE

XCS-020B ▶330
XC-020 ▶330
X-470B ▶331
XC-010 ▶330



X SERIE

XC-040 ▶330
XC-020 ▶330
X-470B ▶331
XC-010 ▶330



X SERIE MINI

XDS-020B ▶335
XD-020 ▶335
X-480B ▶331
XD-010 ▶335



MODULO QUADRO

MQ-13 ▶319
MQ-11 ▶318
MQ-17 ▶321
MQ-2T ▶318



MODULO QUADRO

MQ-6 ▶319
MQ-11 ▶318
MQ-4 ▶319
MQ-2T ▶318



MODULO QUADRO

MQ-13 ▶319
MQ-11 ▶318
MQ-17 ▶321
MQ-2T ▶318



MODULO TONDO

M11-L/R ▶325
M1 ▶324
M14 ▶325
M2-T ▶324



MODULO TONDO

M1-SET ▶326
M13 ▶325
M2-T ▶324



MODULO TONDO

M11-L/R ▶325
M1 ▶324
M13 ▶325
M2-T ▶324

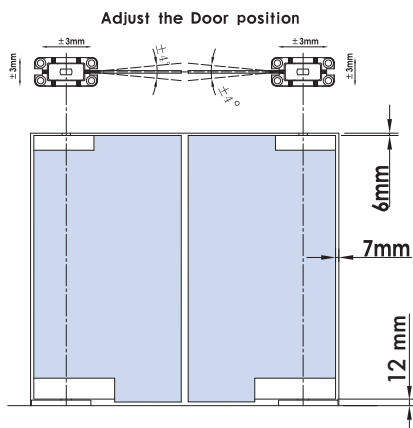


- ACCESSORI
- ACCESSORIES
- ZUBEHÖR

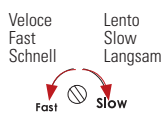
CHIUDIPIORTA A PAVIMENTO
DOOR CLOSER
BODENTURSCHLIESSER
▶339



CERNIERE INFERIORI OLEODINAMICHE HYDRAULIC BOTTOM HINGES HYDRAULISCHE UNTERE BÄNDER

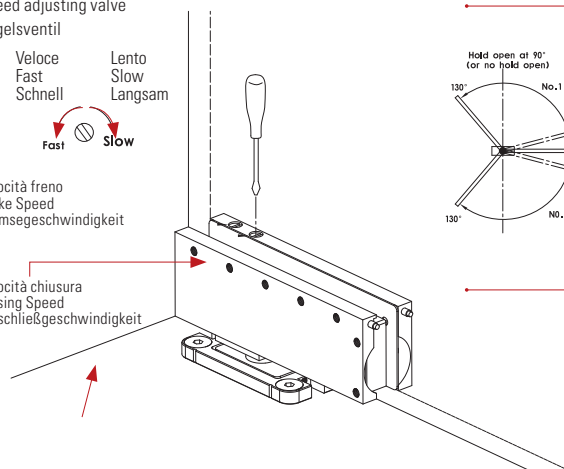


- Regolazione valvola velocità
- Speed adjusting valve
- Regelsventil



- No.2
- Velocità freno
 - Brake Speed
 - Bremsengeschwindigkeit

- No.1
- Velocità chiusura
 - Closing Speed
 - Türschließgeschwindigkeit



-
- Fermo aperto a 90° (o senza fermo)
 - Hold open at 90° (or no hold open)
 - Feststellung geöffnet 90° (oder ohne Feststellung)

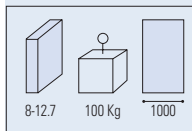
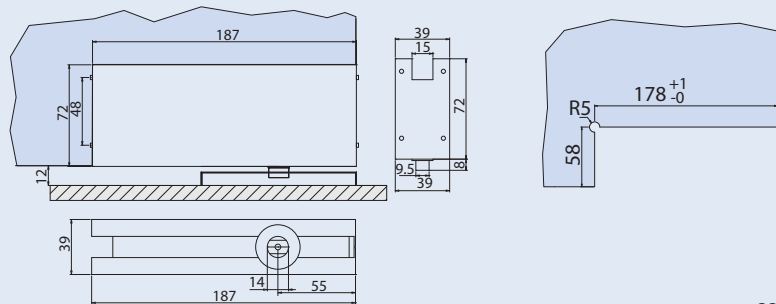
- Fermo aperto a 90° (o senza fermo)
- Hold open at 90° (or no hold open)
- Feststellung geöffnet 90° (oder ohne Feststellung)



LAM-H1006

- Cerniera inferiore oleodinamica con chiudiporta integrato, stop a 0° + 90° -90°.
- Hydraulic bottom hinge with integrated door closer stop at 0° + 90° -90°.
- Unteres Hydraulikband mit Einstellung der Türschließgeschwindigkeit Stop zu 0°, +90°, -90°.

IX



PRICE LIST 2017 ► 275

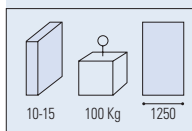
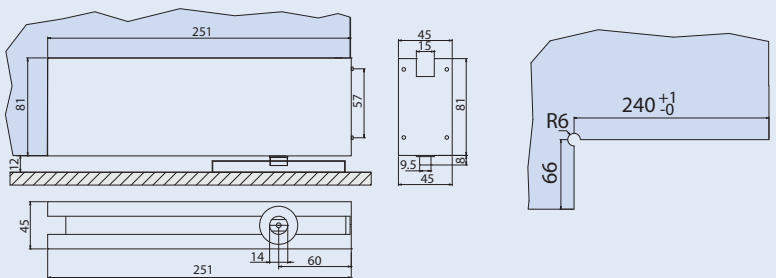
xme338



LAM-H1007

- Cerniera inferiore oleodinamica con chiudiporta integrato, stop a 0° + 90° -90°.
- Hydraulic bottom hinge with integrated door closer stop at 0° + 90° -90°.
- Unteres Hydraulikband mit Einstellung der Türschließgeschwindigkeit Stop zu 0°, +90°, -90°.

IX



PRICE LIST 2017 ► 275

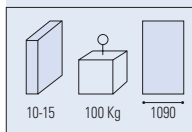
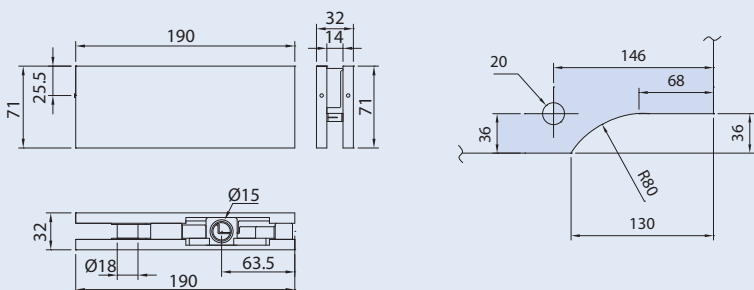
xme338



LAM-H1008

- Cerniera superiore registrabile con copertine di misure come LAM-H1006.
- Top patch adjustable with cover plate's size same as LAM-H1006.
- Oberer Eckbeschlag, Abdeckungen wie LAM-H1006 mit verstellbarem Lager.

IX



PRICE LIST 2017 ► 275

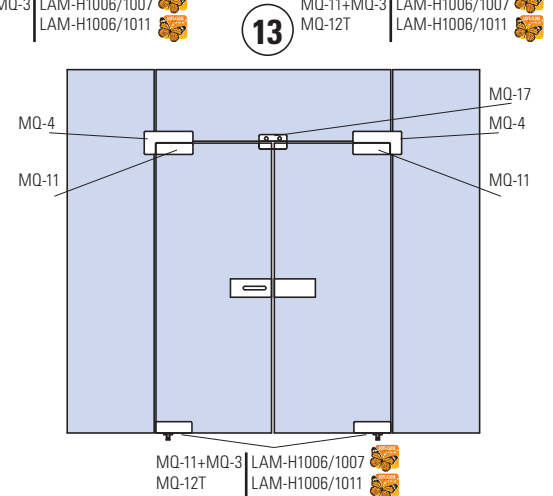
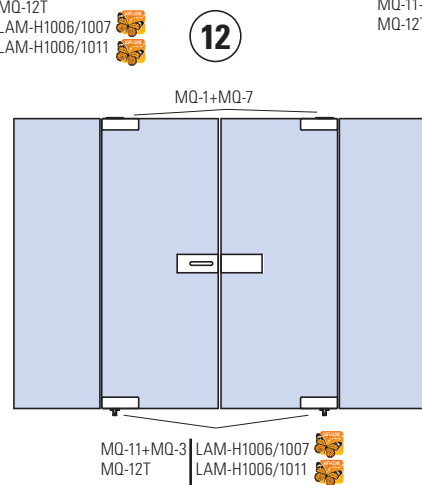

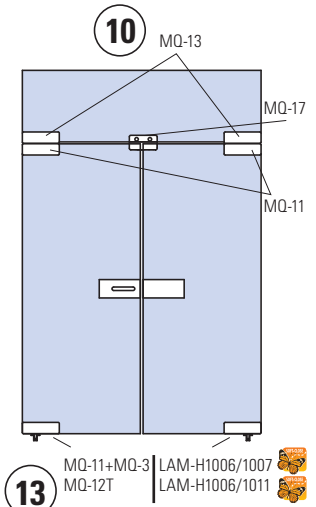
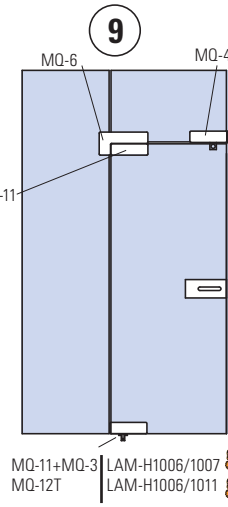
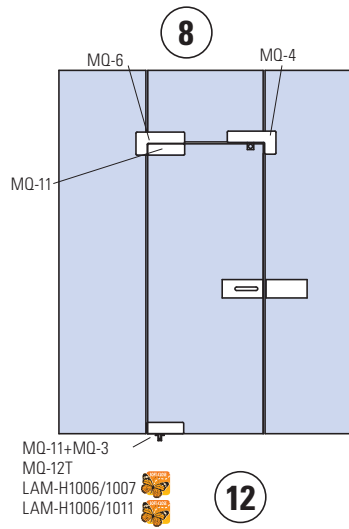
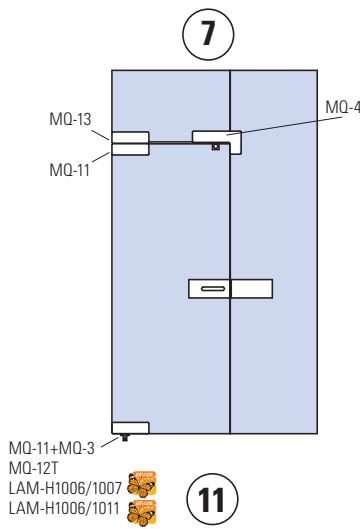
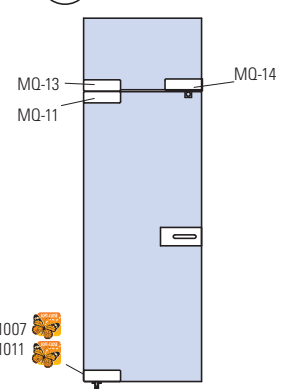
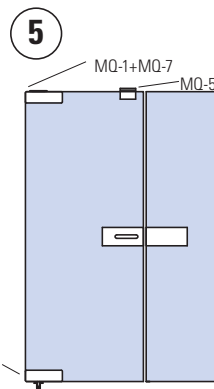
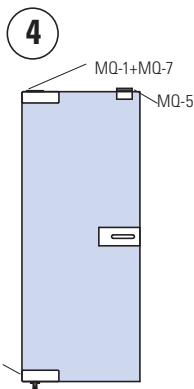
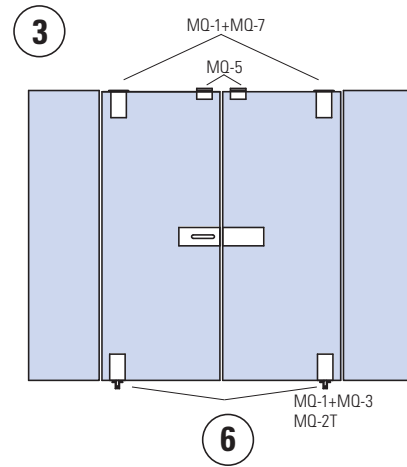
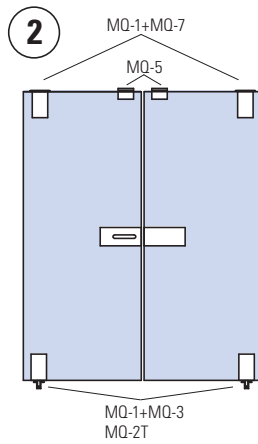
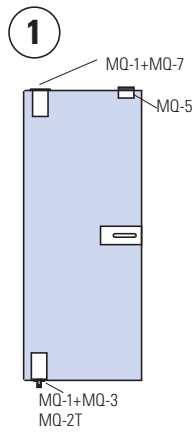
xme381

MODULO QUADRO

- GUIDA TECNICA PER LA SCELTA DEL VOSTRO SISTEMA
- TECHNICAL GUIDE FOR THE CHOICE OF YOUR SYSTEM
- AUSWAHL VON BÄNDER NACH VORHANDENEN KRITERIEN



TIPOLOGIA DI APPLICAZIONE | APPLICATION TYPOLOGIES | KOMPOSITIONSMÖGLICHKEITEN DES SYSTEM

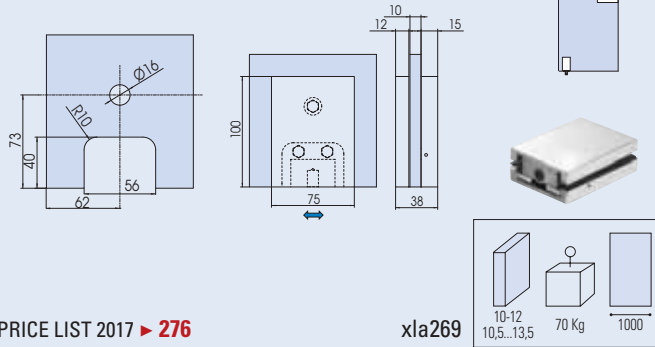




MQ-1

- Cerniera inferiore / superiore.
- Top / bottom patch.
- Oberes / Unteres Pendeltürband.

CR - NS



PRICE LIST 2017 ► 276

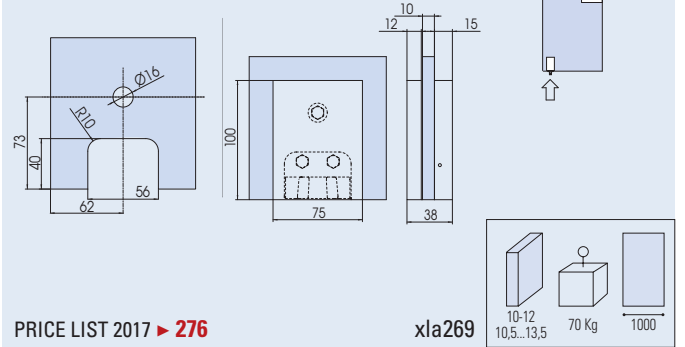
xla269



MQ-2-I

- Cerniera inferiore per pompa Italia.
- Bottom pivot hinge for square closer.
- Unteres Pendeltürband für Bodentürschließer mit Vierkant.

CR - NS



PRICE LIST 2017 ► 276

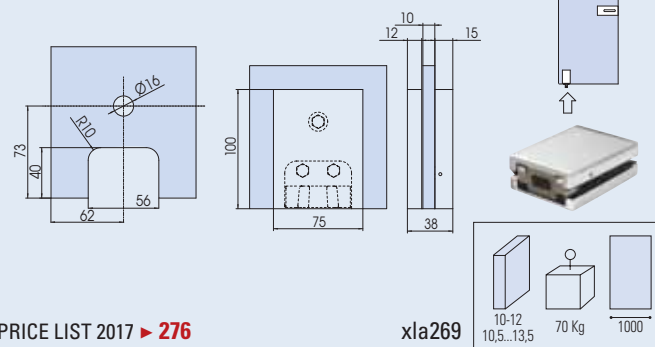
xla269



MQ-2-T

- Cerniera inferiore per pompa Tedesca.
- Bottom pivot hinge for german closer.
- Unteres Pendeltürband für Bodentürschließer mit flachkonischer Achse.

CR - NS



PRICE LIST 2017 ► 276

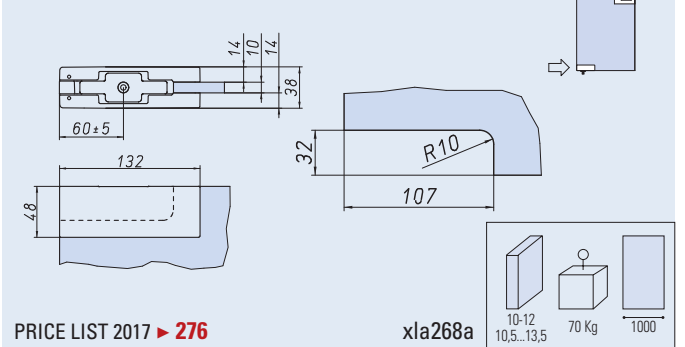
xla269



MQ-11

- Cerniera inferiore / superiore registrabile.
- Top/Bottom patch with regulation.
- Oberer/Unterer Eckbeschlag mit verstellbarem Lager.

CR - NS



PRICE LIST 2017 ► 276

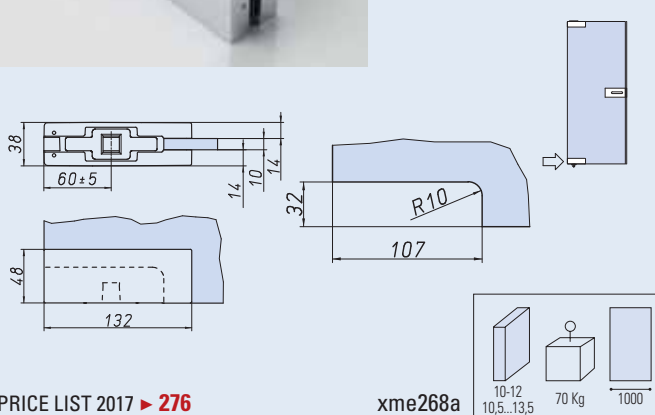
xla268a



MQ-12-I

- Cerniera inferiore per pompa Italia.
- Bottom pivot hinge for square closer.
- Unteres Pendeltürband für Bodentürschließer mit Vierkant.

CR - NS



PRICE LIST 2017 ► 276

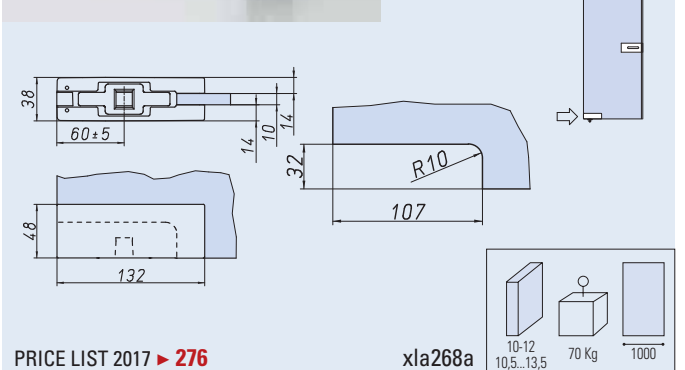
xme268a



MQ-12-T

- Cerniera inferiore per pompa Tedesca.
- Bottom pivot hinge for german closer.
- Unteres Pendeltürband für Bodentürschließer mit flachkonischer Achse.

CR - NS



PRICE LIST 2017 ► 276

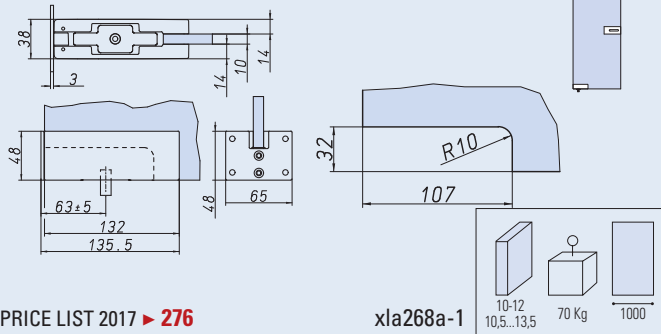
xla268a



MQ-13

- Cerniera con attacco sopra-luce/muro perno mm 10.
- Overpanel patch with pivot 10 mm and wall plate.
- Oberlichtbeschlag mit Zapfen 10 mm. und Befestigungslasche

CR - NS



PRICE LIST 2017 ▶ 276

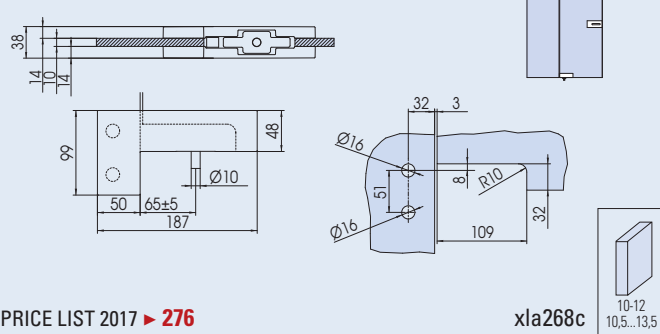
xla268a-1



MQ-6

- Cerniera con attacco sopra-luce vetro fisso perno mm 10.
- Patch for overpanel and side panel with pivot 10 mm.
- Winkeloberlichtbeschlag mit Zapfen mm 10.

CR - NS



PRICE LIST 2017 ▶ 276

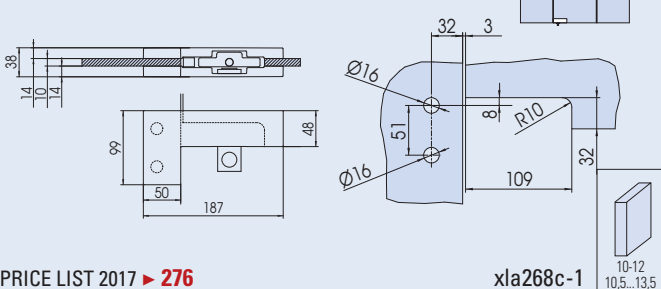
xla268c



MQ-4

- Cerniera con attacco sopra-luce vetro fisso con battuta.
- Patch for overpanel and side panel with stop.
- Winkeloberlichtbeschlag mit Anschlag.

CR - NS



PRICE LIST 2017 ▶ 276

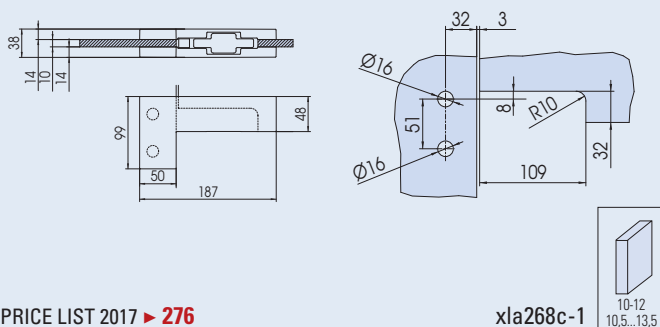
xla268c-1



MQ-8

- Cerniera con attacco sopra-luce vetro fisso con inserto cieco.
- Patch for overpanel and side panel with blind insert.
- Winkeloberlichtbeschlag mit Blindeinsatz.

CR - NS



PRICE LIST 2017 ▶ 276

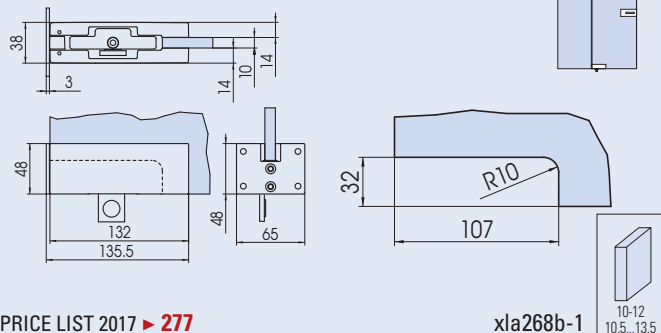
xla268c-1



MQ-14

- Cerniera sopra-luce/muro con battuta.
- Overpanel patch with stop and wall plate.
- Oberlichtbeschlag mit Anschlag und Befestigungslasche.

CR - NS



PRICE LIST 2017 ▶ 277

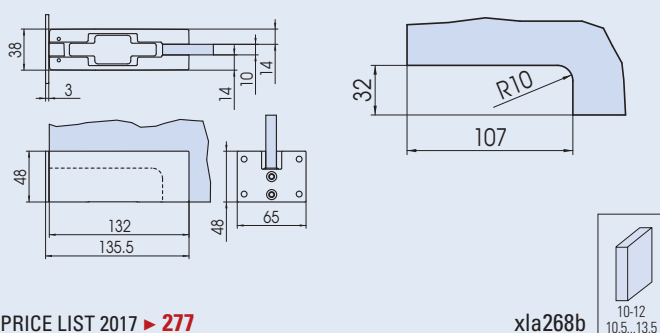
xla268b-1



MQ-16

- Cerniera regolabile con attacco a sopra-luce e fisso laterale.
- For overpanel and side panel.
- Winkeloberlichtbeschlag.

CR - NS



PRICE LIST 2017 ▶ 277

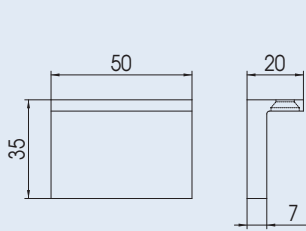
xla268b



MQ-5

- Battuta per porta singola.
- Single-stop with ceiling installation.
- Anschlag für Deckenbefestigung 1-flg.

CR - NS



PRICE LIST 2017 ► 277

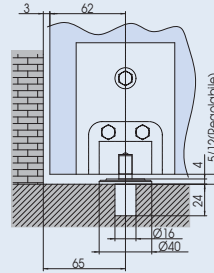
xla268d



MQ-3

- Pozzetto inferiore con perno regolabile per MQ-1.
- Floor installation bottom pivot ball-bearing for MQ-1.
- Anschlag für Bodenbuchse Kugelgelagert für MQ-1.

NS



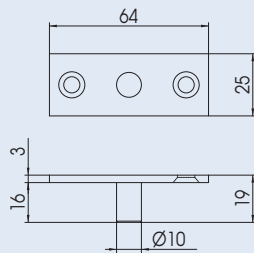
PRICE LIST 2017 ► 277

xla268d



MQ-7

- Perno superiore rettangolare.
- Rectangular top pin.
- Oberer zapfen eckig.



PRICE LIST 2017 ► 277

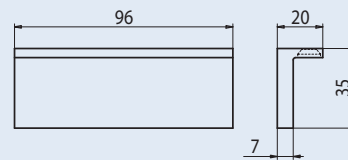
xla268d



MQ-10

- Battuta per porta doppia.
- Double stop with ceiling installation.
- Doppelteranschlag für Deckenbefestigung 2-flg.

CR - NS



PRICE LIST 2017 ► 277

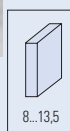
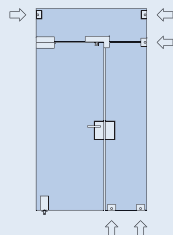
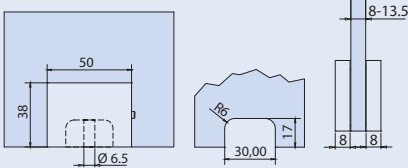
xla232



MQ-9

- Supporto vetro fisso.
- Wall connector.
- Wandhalter.

CR - NS



PRICE LIST 2017 ► 277

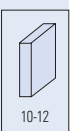
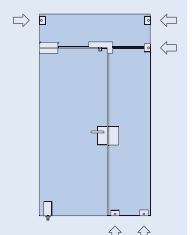
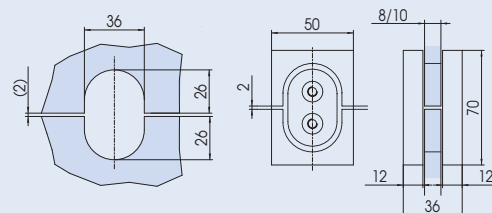
xme292-1



MQ-15

- Morsetto per aggancio due vetri.
- Connector.
- Verbindungsbeschlag.

CR - NS



PRICE LIST 2017 ► 277

xla268e

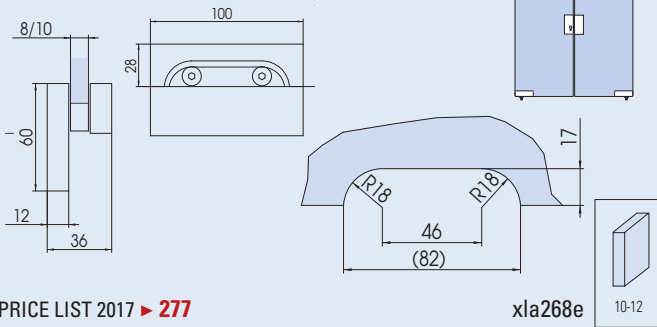
10-12



MQ-17

- Battuta per porta doppia con attacco a sopra-luce.
- Double stop fixed on overpanel.
- Doppelanschlag am Oberlicht.

CR - NS



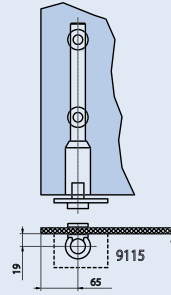
PRICE LIST 2017 ▶ 277



PG12

- Perno a pavimento. Pivoting con quadro tedesco.
- Floor pivot "Pivoting" with German profile spindle.
- Bodenbuchse Pivoting zum Einlassen in Mauerwerk mit flachkonischer Achse.


IX



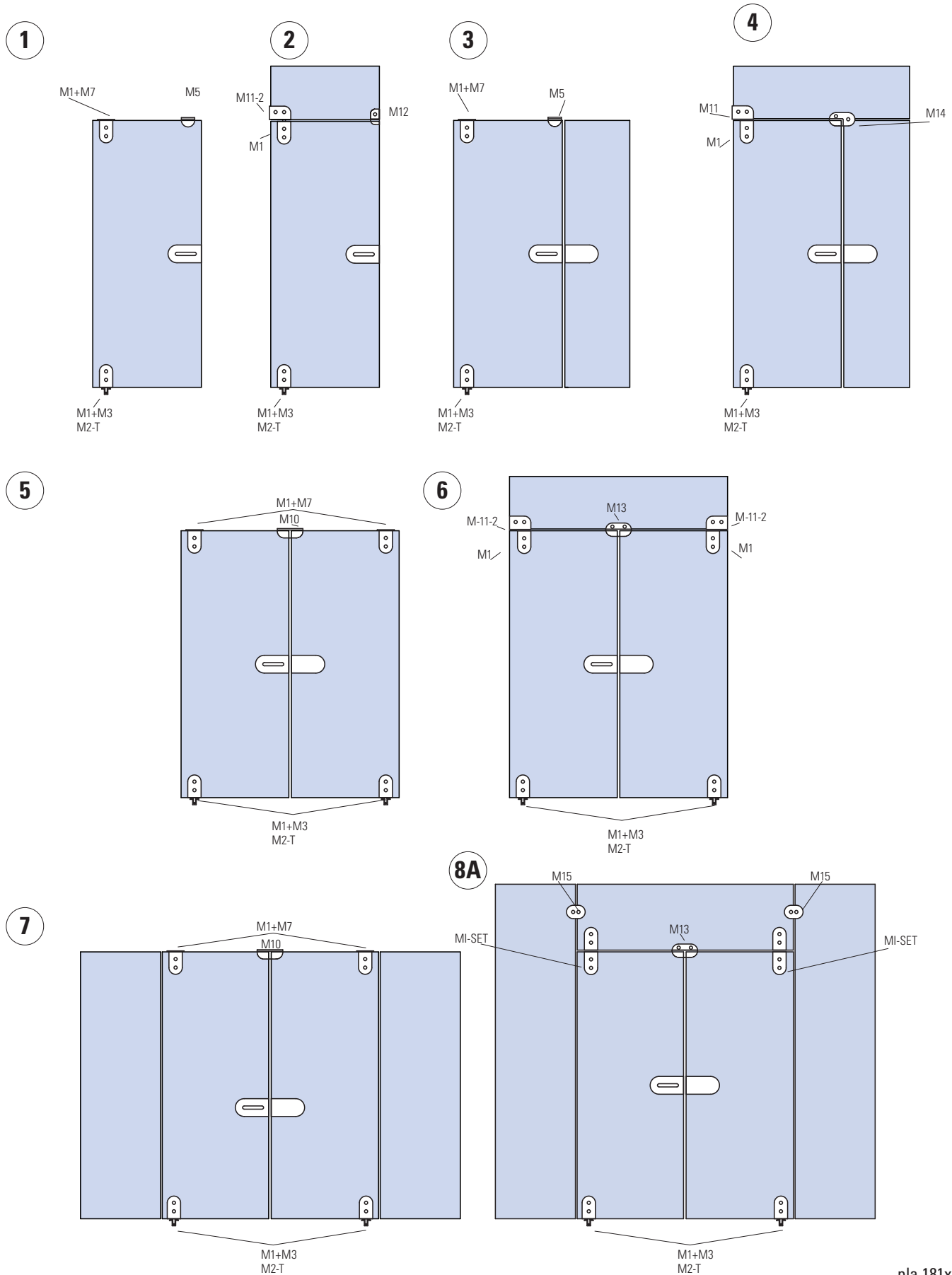
PRICE LIST 2017 ▶ 277

MODULO TONDO

- GUIDA TECNICA PER LA SCELTA DEL VOSTRO SISTEMA
- TECHNICAL GUIDE FOR THE CHOICE OF YOUR SYSTEM
- AUSWAHL VON BÄNDER NACH VORHANDENEN KRITERIEN



TIPOLOGIA DI APPLICAZIONE | APPLICATION TYPOLOGIES | KOMPOSITIONSMÖGLICHKEITEN DES SYSTEM

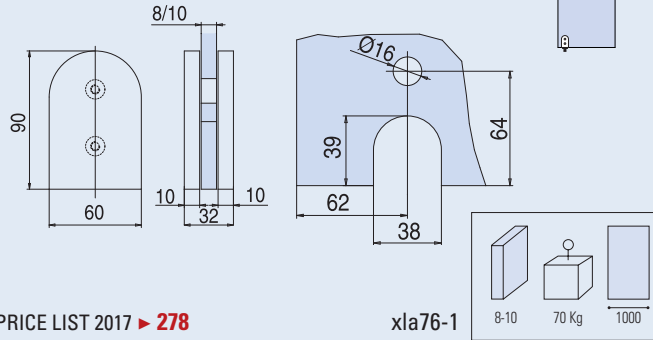




M1

- Cerniera inferiore / superiore.
- Top / bottom patch.
- Oberes / Unteres Pendeltürband.

NS



PRICE LIST 2017 ► 278

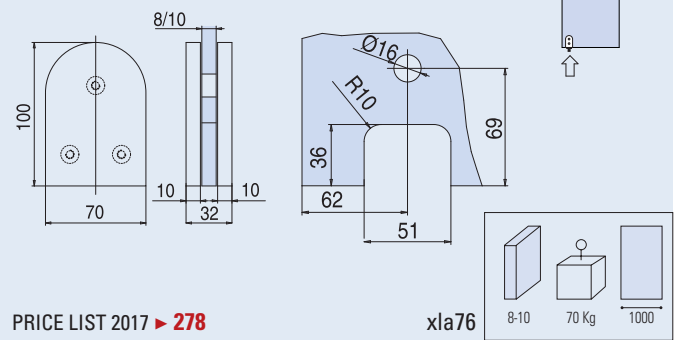
xla76-1



M2-I

- Cerniera inferiore per pompa Italia.
- Bottom pivot hinge for square closer.
- Unteres Pendeltürband für Bodentürschließer mit Vierkant.

NS



PRICE LIST 2017 ► 278

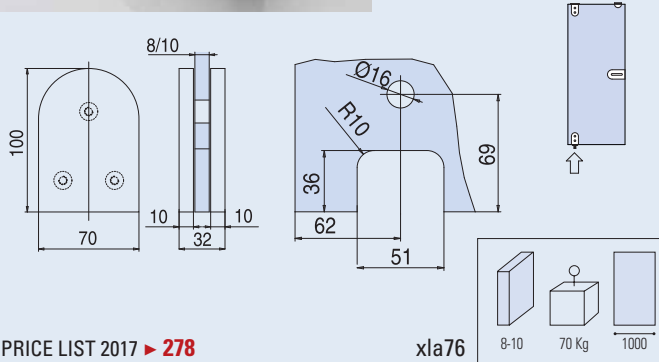
xla76



M2-T

- Cerniera inferiore per pompa Tedesca.
- Bottom pivot hinge for german closer.
- Unteres Pendeltürband für Bodentürschließer mit flachkonischer Achse.

NS



PRICE LIST 2017 ► 278

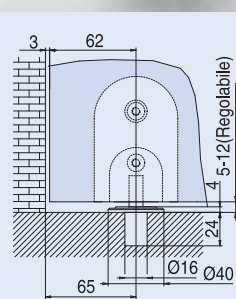
xla76



M3

- Pozzetto inferiore con perno regolabile.
- Floor installation bottom pivot ball bearing.
- Bodenbuchse kugelgelagert zum Einlassen in Mauerwerk.

NS



PRICE LIST 2017 ► 278

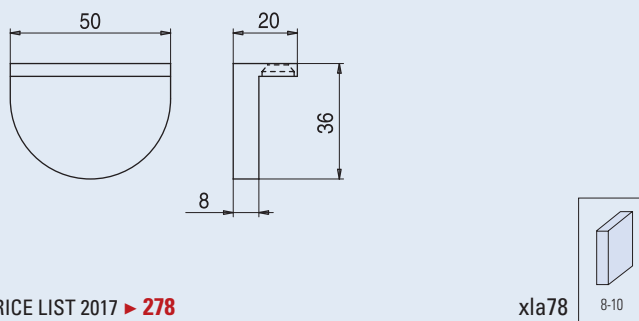
xla77



M5

- Battuta per porta singola.
- Single stop with ceiling installation.
- Anschlag für Deckenbefestigung 1-flg.

NS



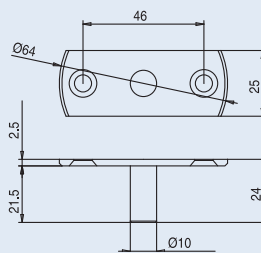
PRICE LIST 2017 ► 278

xla78



M7

- Perno superiore rettangolare.
- Rectangular top pin.
- Oberer Zapfen eckig.



PRICE LIST 2017 ► 278

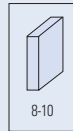
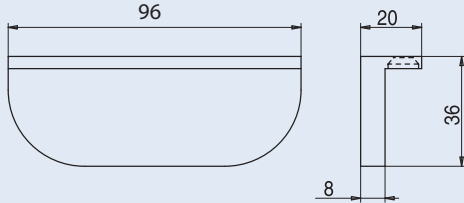
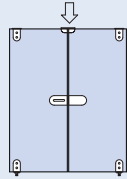
xla77



M-10

- Battuta per porta doppia.
- Double stop with ceiling installation.
- Anschlag für Deckenbefestigung 2-flg.

NS



xla78

8-10

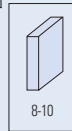
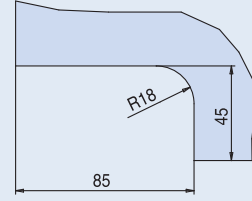
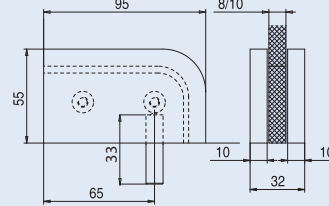
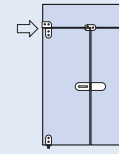
PRICE LIST 2017 ► 278



M11-R

- Cerniera per rotazione laterale con attacco a sopra luce destro.
- Double Link fitting for transom to wall right.
- Kupplung Oberlicht - Wand rechts.

NS



xla81-1

8-10

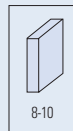
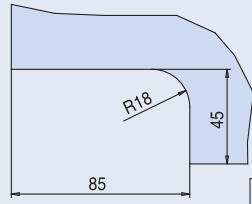
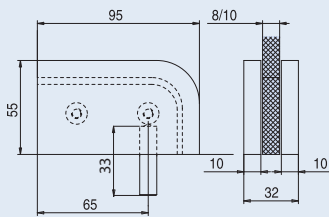
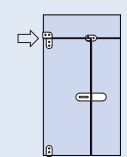
PRICE LIST 2017 ► 279



M11-L

- Cerniera per rotazione laterale con attacco a sopra luce sinistro.
- Link fitting for transom to wall left.
- Kupplung Oberlicht - Wand links.

NS



xla81-1

8-10

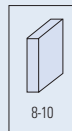
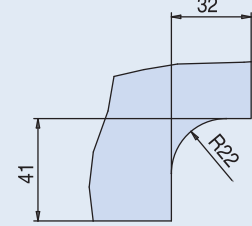
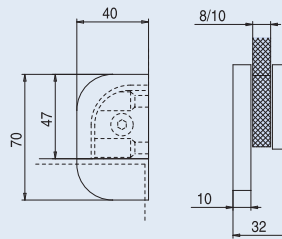
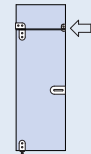
PRICE LIST 2017 ► 279



M12

- Battuta per porta singola con attacco a sopra luce.
- Stop fixed on overpanel left / right.
- Anschlag fest am Oberlicht links rechts.

NS



xla81-1

8-10

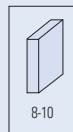
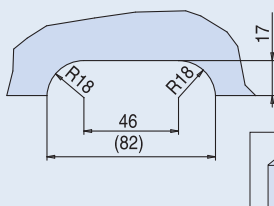
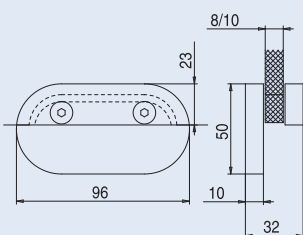
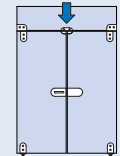
PRICE LIST 2017 ► 279



M13

- Battuta per porta doppia con attacco per sopra luce.
- Double stop fixed on overpanel.
- Doppelter Anschlag, fest am Oberlicht.

NS



xla80

8-10

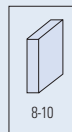
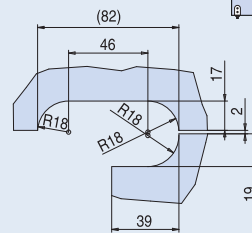
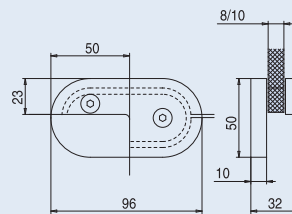
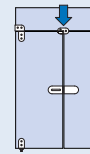
PRICE LIST 2017 ► 279



M14

- Battuta per porta singola con attacco a sopra luce e fisso laterale.
- Stop fixed on overpanel and side panel left / right.
- Anschlag fest am Oberlicht und Seitenteil links / rechts.

NS



xla80-1

8-10

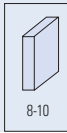
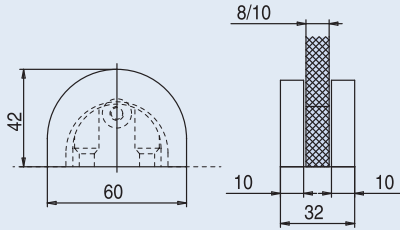
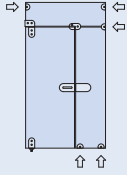
PRICE LIST 2017 ► 279



M9

- Supporto vetro fisso.
- Wall connector.
- Wandhalter.

NS



PRICE LIST 2017 ▶ 279

xla79

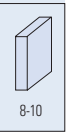
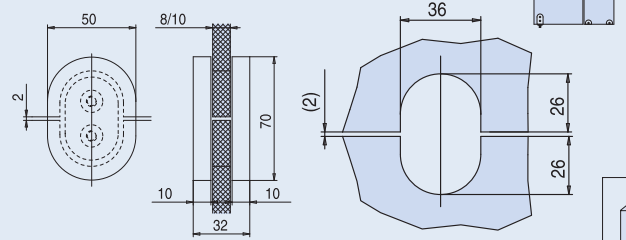
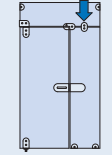
8-10



M15

- Morsetto per aggancio due vetri.
- Connector glass-glass.
- Verbindungsbeschlag Glas-Glas.

NS



PRICE LIST 2017 ▶ 279

xla79-1

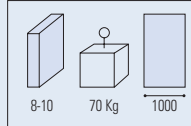
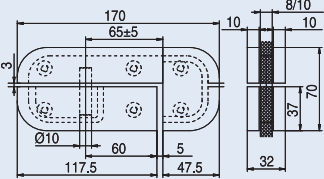
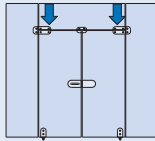
8-10



M16-L

- Cerniera regolabile con attacco a sopraluce e fisso laterale sinistra.
- For overpanel and side panel left.
- Winkeloberlichtbeschlag. Links.

NS



PRICE LIST 2017 ▶ 279

xla82

8-10

70 Kg

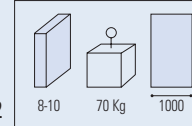
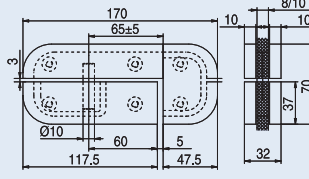
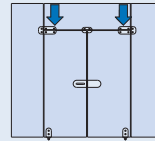
1000



M16-R

- Cerniera regolabile con attacco a sopraluce e fisso laterale destra.
- For overpanel and side panel right.
- Winkeloberlichtbeschlag. Rechts.

NS



PRICE LIST 2017 ▶ 279

xla82

8-10

70 Kg

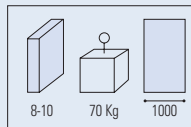
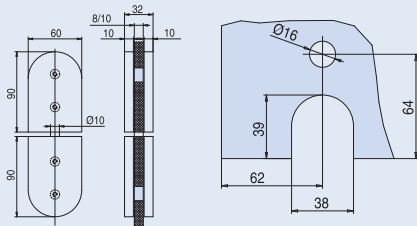
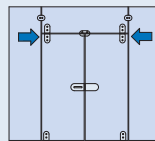
1000



M1-SET

- Set Cerniere superiore e sopraluce con perno.
- Overpanel/top pivot set.
- Set Oberes / Oberlicht Pendeltürbänder.

NS



PRICE LIST 2017 ▶ 279

xla82-1

8-10

70 Kg

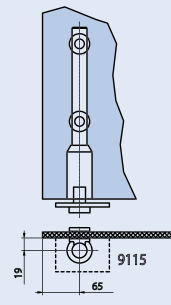
1000



PG12

- Perno a pavimento. Pivoting con quadro tedesco.
- Floor pivot "Pivoting" with German profile spindle.
- Bodenbuchse Pivoting zum Einlassen in Mauerwerk mit flachkonischer Achse.

IX




PRICE LIST 2017 ▶ 278

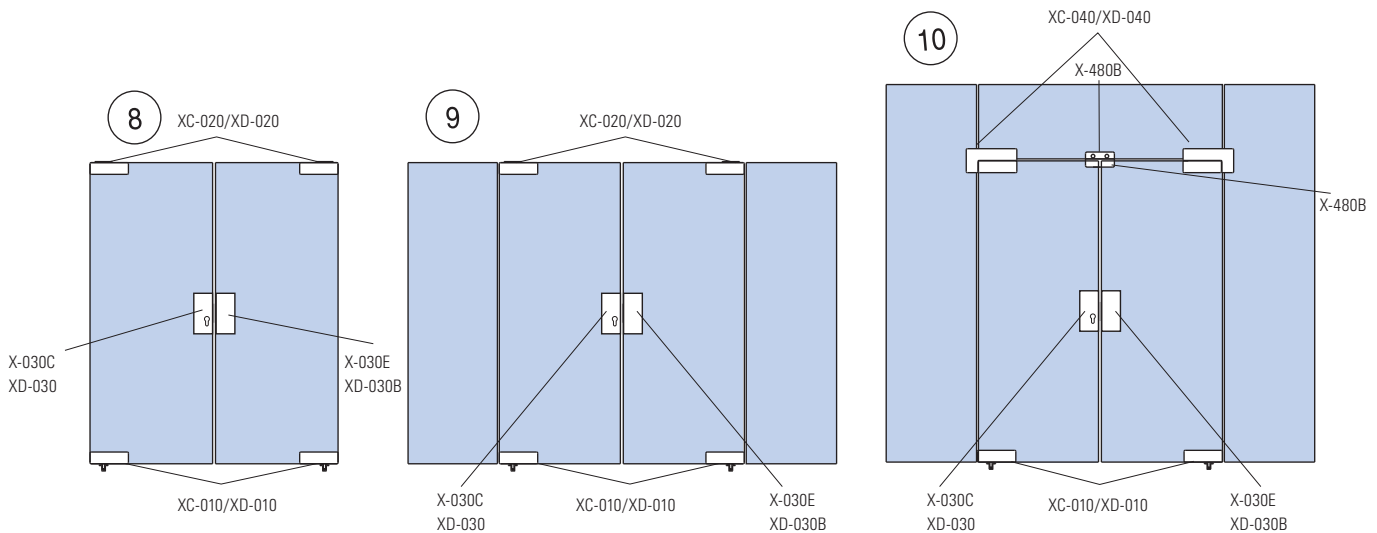
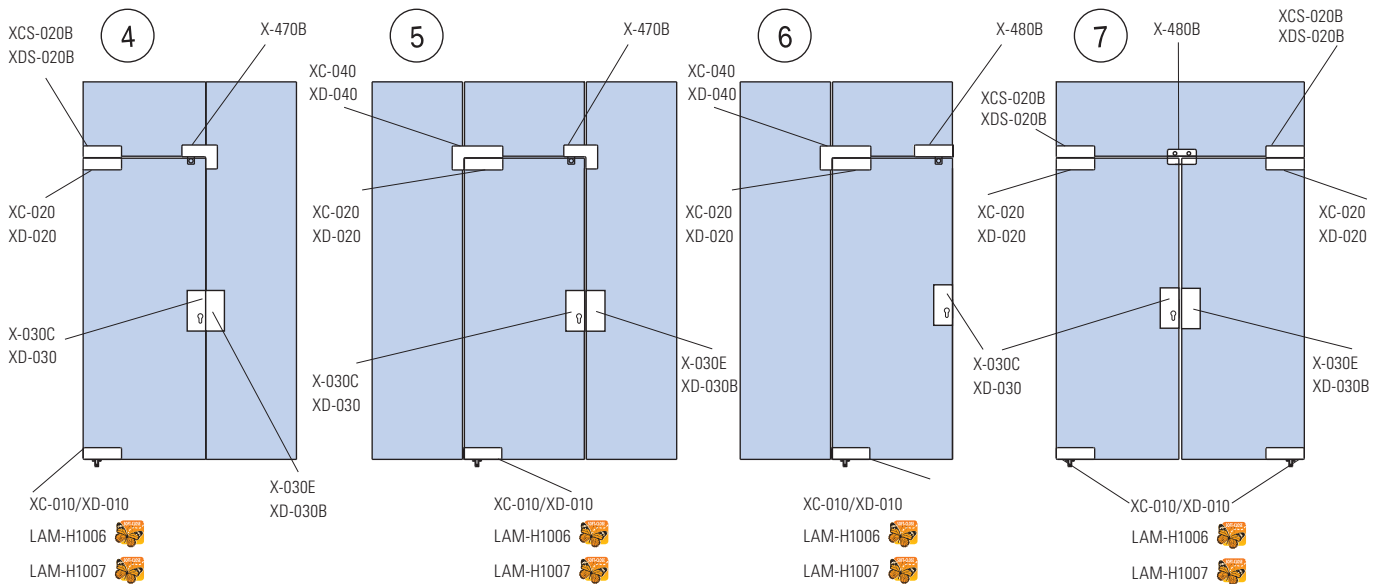
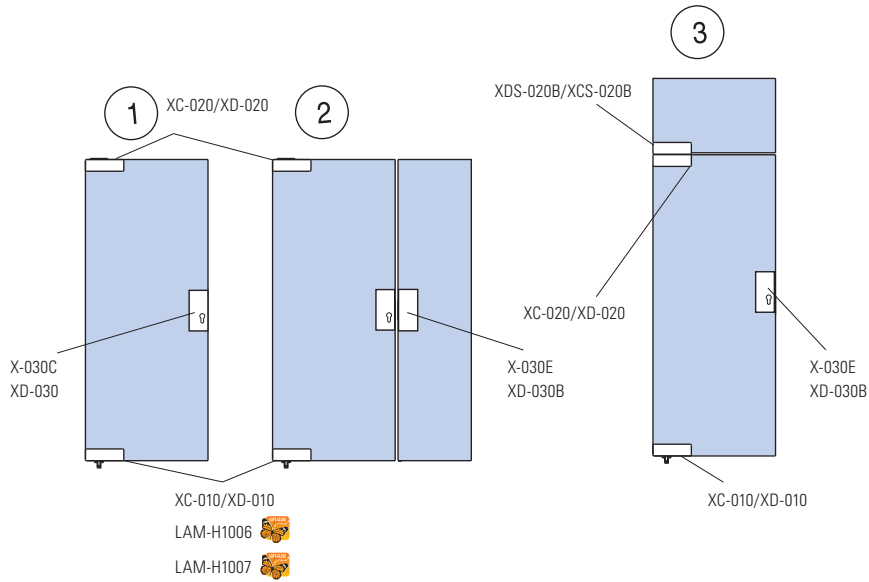


CERNIERE SERIE X | HINGES SERIE X | BÄNDER SERIE X

- GUIDA TECNICA PER LA SCELTA DEL VOSTRO SISTEMA
- TECHNICAL GUIDE FOR THE CHOICE OF YOUR SYSTEM
- AUSWAHL VON BÄNDER NACH VORHANDENEN KRITERIEN



TIPOLOGIA DI APPLICAZIONE | APPLICATION TYPOLOGIES | KOMPOSITIONSMÖGLICHKEITEN DES SYSTEM

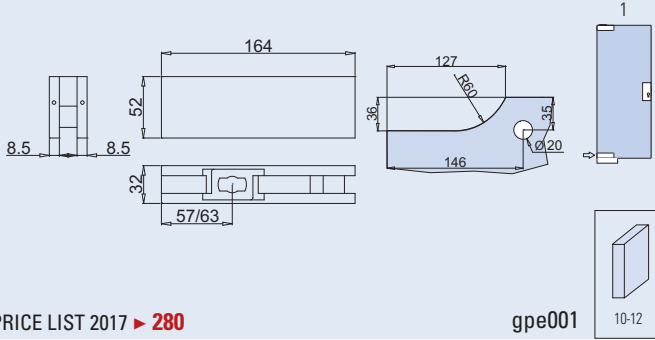




XC-010

- Cerniera inferiore per pompa Tedesca quadro ovale.
- Bottom pivot hinge for german door closer.
- Unteres Pendeltürband für Bodentürschließer mit flachkonischer Achse.

IX - IL



PRICE LIST 2017 ► 280

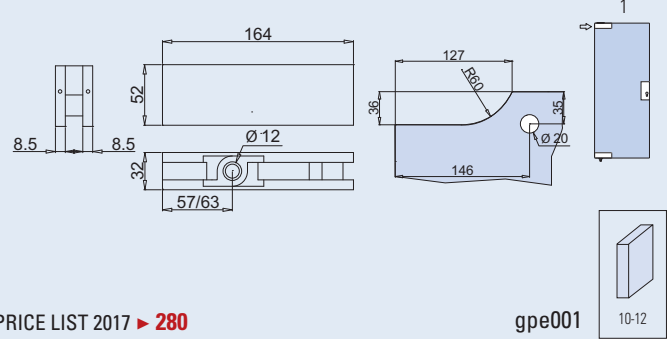
gpe001



XC-020

- Cerniera superiore registrabile.
- Top patch with regulation.
- Oberer Eckbeschlag mit verstellbarem Lager.

IX - IL



PRICE LIST 2017 ► 280

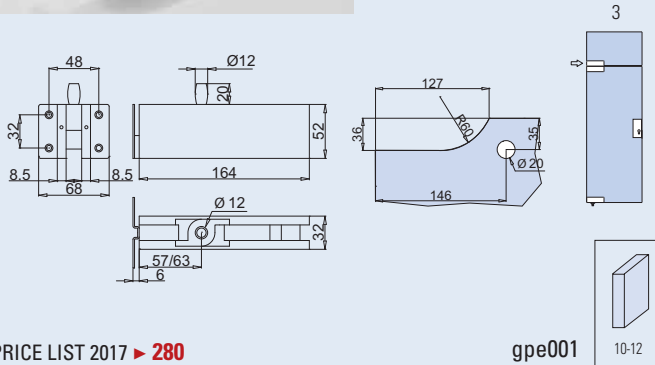
gpe001



XCS-020 B

- Cerniera con attacco sopraulce/muro perno mm 12.
- Overpanel patch with pivot 12 mm and wall plate.
- Oberlichtbeschlag mit Zapfen 12 mm und Befestigungslasche.

IX - IL



PRICE LIST 2017 ► 280

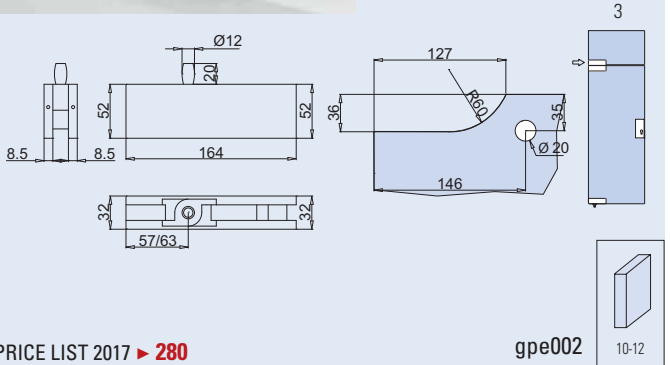
gpe001



XCS-020

- Cerniera con attacco sopraulce mm 12.
- Overpanel patch 12 mm with pivot.
- Oberlichtbeschlag 12 mm mit Zapfen.

IX - IL



PRICE LIST 2017 ► 280

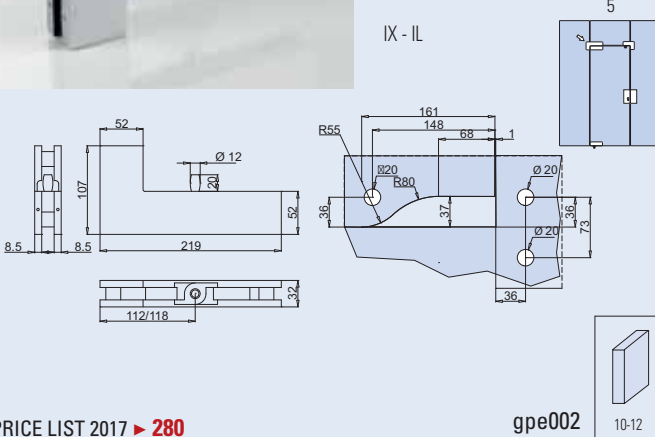
gpe002



XC-040

- Cerniera attacco sopraulce vetro fisso perno mm 12.
- Patch for overpanel and side panel with pivot 12 mm.
- Winkeloberlichtbeschlag mit Zapfen 12 mm.

IX - IL



PRICE LIST 2017 ► 280

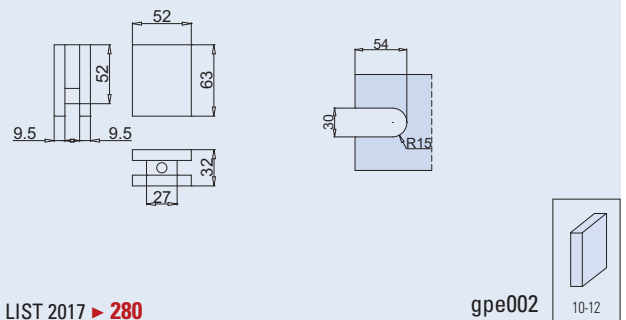
gpe002



X-060-B

- Morsetto singolo muro-vetro per vetrate fisse, 52x63 mm.
- Wall connector 52x63 mm
- Wandhalter 52x63 mm

IX - IL



PRICE LIST 2017 ► 280

gpe002



X-080

- Morsetto singolo muro-vetro per vetrate fisse, 70x53 mm.
- Wall connector 70x53 mm.
- Wandhalter 70x53 mm.

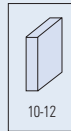
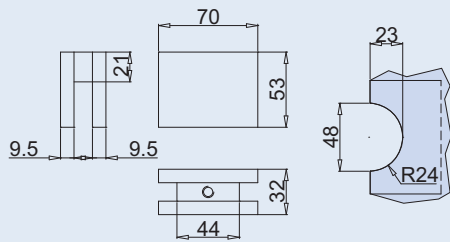
IX - IL



X-440

- Morsetto per aggancio 4 vetri.
- Connector 4 glasses.
- Verbindungsbeschlag 4 Gläser.

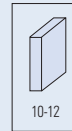
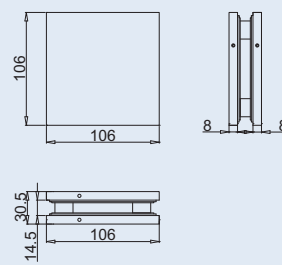
IX - IL



PRICE LIST 2017 ▶ 280

gpe003

10-12



PRICE LIST 2017 ▶ 280

gpe003

10-12



X-470 B

- Cerniera con attacco sopra-luce-vetro fisso con battuta.
- Patch for overpanel and side panel with stop.
- Winkeloberlichtbeschlag mit Anschlag.

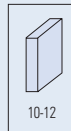
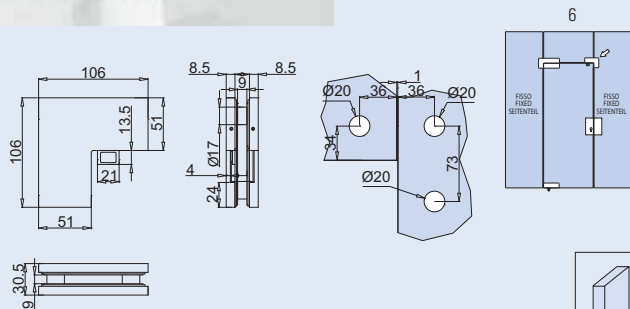
IX - IL



X-480 B

- Morsetto per aggancio 2 vetri sopraporta compreso di accessorio battuta.
- Connector 2 glasses with stop.
- Verbindungsbeschlag 2 Gläser mit Anschlag.

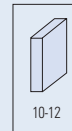
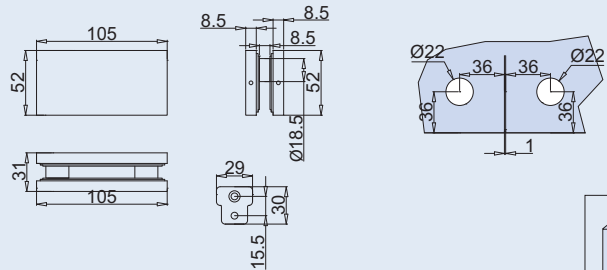
IX - IL



PRICE LIST 2017 ▶ 281

gpe003

10-12



PRICE LIST 2017 ▶ 281

gpe004

10-12



X-400

- Cerniera superiore doppia attacco sopra-luce registrabile, perno 15 mm.
- Double patch for overpanel with pivots 15 mm.
- DoppelObererlichtbeschlag mit Zapfen 15 mm.

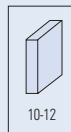
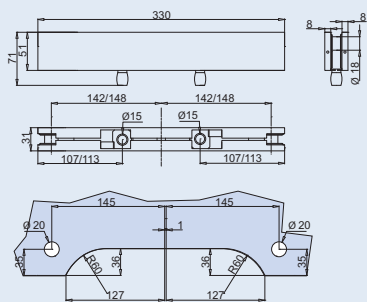
IX - IL



X-400 B

- Doppia contro serratura con attacco sopra-luce.
- Double overpanel strike patch fitting.
- DoppelObererlichtgegenkasten.

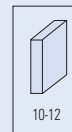
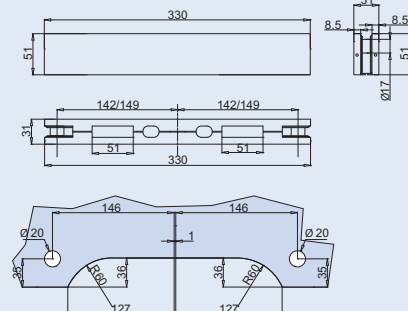
IX - IL



PRICE LIST 2017 ▶ 281

gpe004

10-12



PRICE LIST 2017 ▶ 281

gpe004

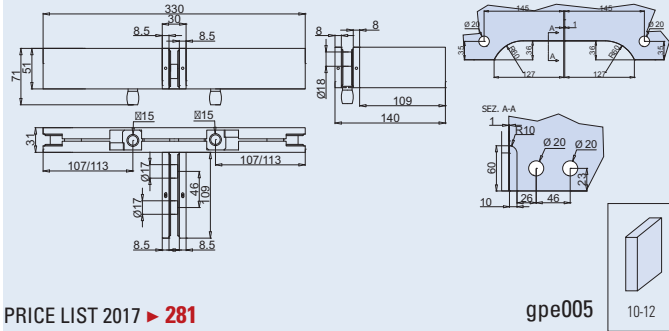
10-12



X-420

- Supporto per due porte in linea con elemento per fissare vetro fisso perno 15 mm.
- Double patch for overpanel side panel with pivots 15 mm and fin fitting inside.
- Doppelter Oberlichtbeschlag mit einseitiger Aussteifunglasche.

IX - IL



PRICE LIST 2017 ► 281

gpe005

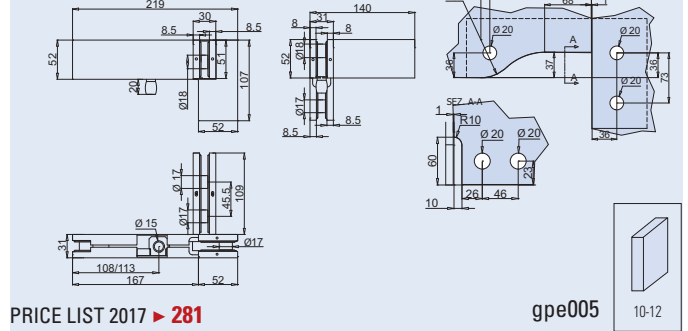
10-12



X-460

- Supporto destro per una porta perno 15 mm e vetro fisso.
- Right patch for overpanel, side panel with fin fitting inside.
- Oberlichtbeschlag rechts mit einseitiger Aussteifunglasche.

IX - IL



PRICE LIST 2017 ► 281

gpe005

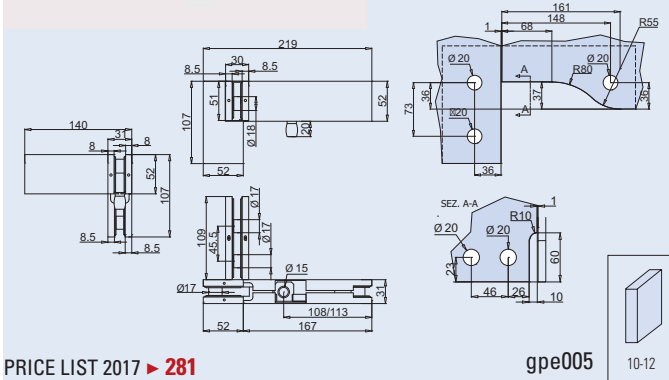
10-12



X-450

- Supporto sinistro per una porta perno 15 mm e vetro fisso.
- Left patch for overpanel, side panel with fin fitting inside.
- Oberlichtbeschlag links mit einseitiger Aussteifunglasche.

IX - IL



PRICE LIST 2017 ► 281

gpe005

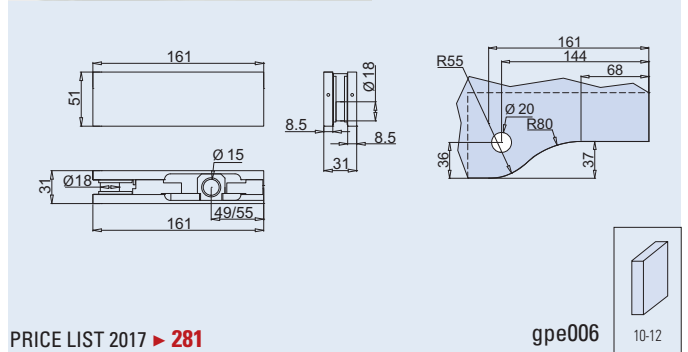
10-12



X-020

- Cerniera superiore registrabile da accoppiare con X-420, X-450, X-460.
- Top patch with regulation. Matching with X-420, X-450, X-460.
- Oberer Eckbeschlag mit verstellbarem Lager. Montierbar mit X-420, X-450, X-460.

IX - IL



PRICE LIST 2017 ► 281

gpe006

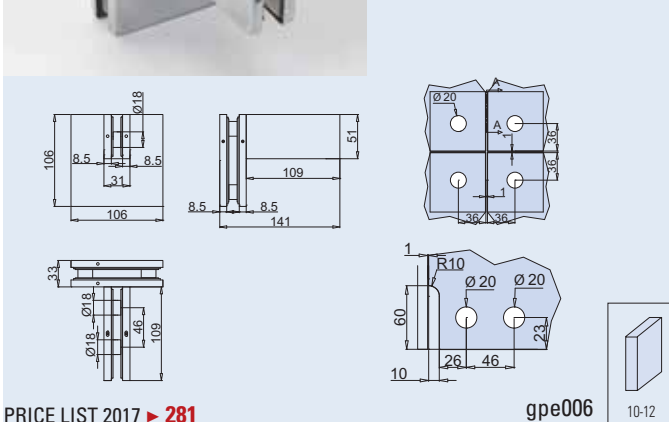
10-12



X-410

- Cerniera raccordo più vetri fissi.
- Connector with fin fitting.
- Verbindungsbeschlag mit einseitiger Aussteifunglasche.

IX - IL



PRICE LIST 2017 ► 281

gpe006

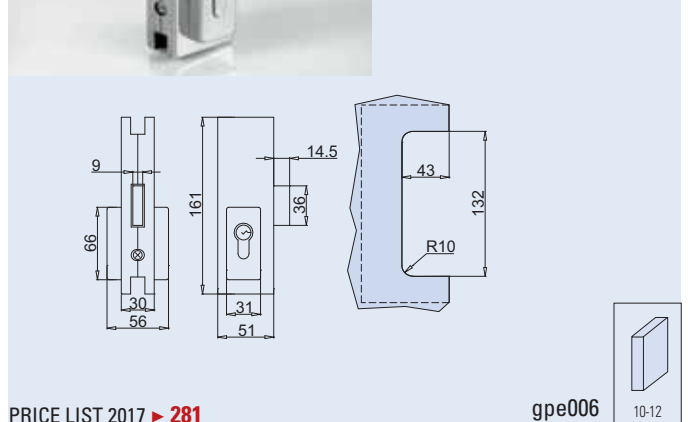
10-12



X-030 C

- Serratura con scrocco rettangolare.
- Lock.
- Schloss.

IX - IL



PRICE LIST 2017 ► 281

gpe006

10-12



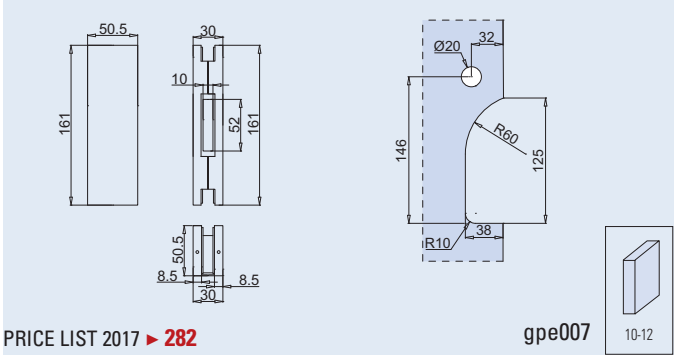
X-030 E
• Controserratura per X-030C.
• Strike box for x-030 C.
• Gegenkasten für X-030C.

IX - IL

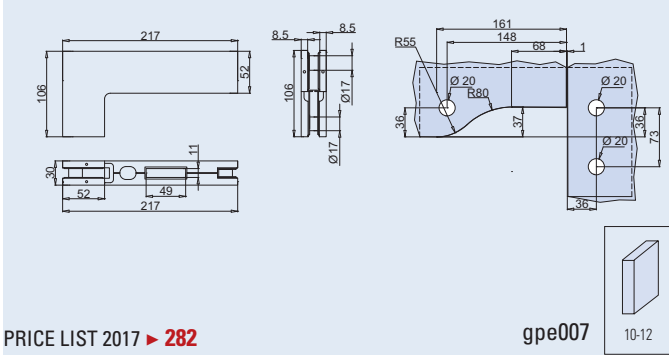
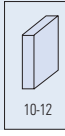


X-040 B
• Controserratura con attacco
sopraluce-vetro fisso per serratura ad
angolo X-030C.
• Corner overpanel strike box for corner
lock X-030C.
• Winkeloberlichtgegenkasten für
Eckschloss X-030C.

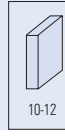
IX - IL



gpe007



gpe007



PRICE LIST 2017 ▶ 282

PRICE LIST 2017 ▶ 282



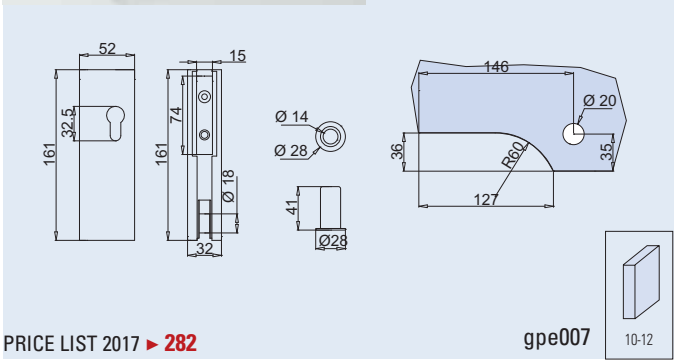
X-133
• Serratura con perno compreso di
pozzetto a pavimento.
• Corner lock with floor socket.
• Eckschloss mit Bodenbuchse.

IX - IL

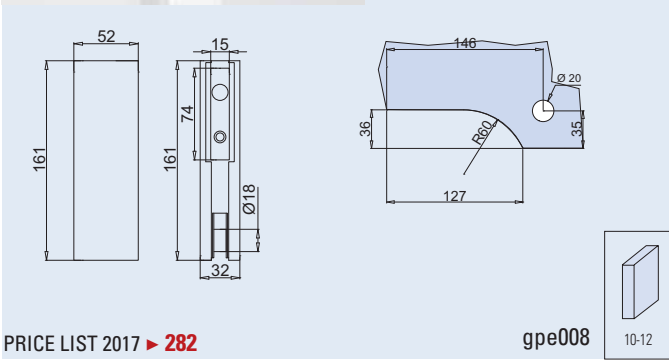
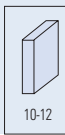


X-134
• Controserratura per X-133.
• Strike box for X-133.
• Gegenkasten für X-133.

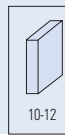
IX - IL



gpe007



gpe008



PRICE LIST 2017 ▶ 282

PRICE LIST 2017 ▶ 282



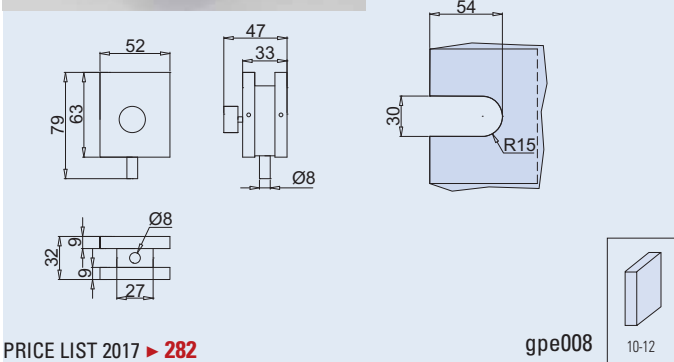
X-090
• Chiavistello.
• Locking Bolt.
• Feststellriegel.

IX - IL

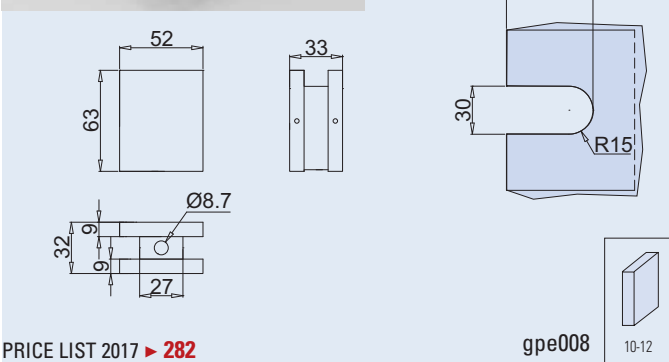
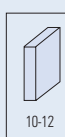


X-090 B
• Incontro a vetro per chiavistello X-090.
• Strike box for locking bolt X-090.
• Gegenkasten für Feststellriegel X-090.

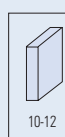
IX - IL



gpe008



gpe008



PRICE LIST 2017 ▶ 282

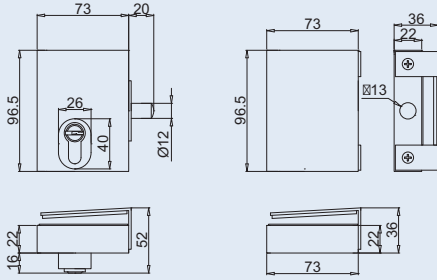
PRICE LIST 2017 ▶ 282



X-317

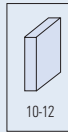
- Chiavistello compreso di incontro, senza fori nel vetro.
- Lock with rounded dead bolt and strike box without glass preparation.
- Mittelschloss mit Gegenkasten ohne Glasbearbeitung.

IX - IL



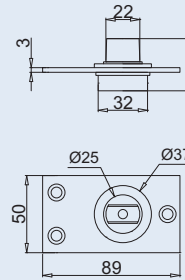
PRICE LIST 2017 ► 282

gpe009



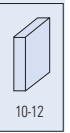
XT-83B

- Perno a pavimento con quadro tedesco ovale.
- Floor pivot with German profile spindle.
- Bodenbuchse mit flachkonischer Achse.



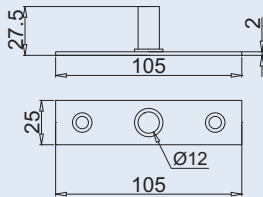
PRICE LIST 2017 ► 282

gpe009



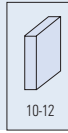
XP-020

- Perno superiore 12 mm.
- Top pin 12 mm.
- Oberer Zapfen 12 mm.



PRICE LIST 2017 ► 282

gpe009



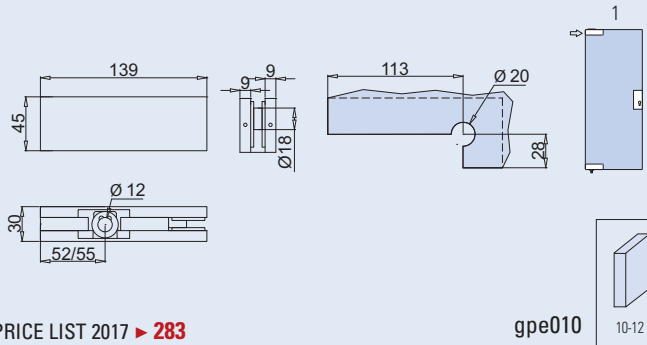
CERNIERE SERIE X MINI | HINGES SERIE X MINI | BANDER SERIE X MINI



XD-020

- Cerniera superiore registrabile.
- Top patch adjustable.
- Oberer Eckbeschlag mit verstellbarem Lager.

AN - IL



PRICE LIST 2017 ▶ 283

gpe010

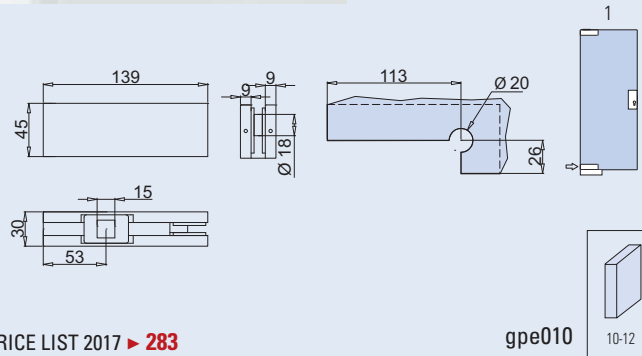
10-12



XD-440

- Cerniera inferiore per pompa Tedesca quadro ovale.
- Bottom pivot hinge for german door closer.
- Unteres Pendeltürband für Bodentürschließer mit flachkonischer Achse.

AN - IL



PRICE LIST 2017 ▶ 283

gpe010

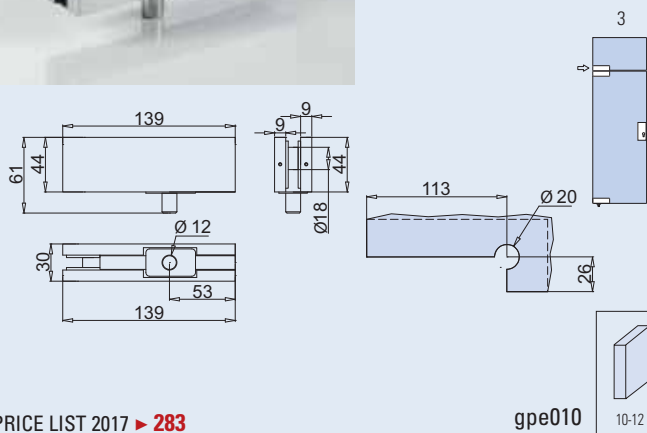
10-12



XDS-020

- Cerniera con attacco sopra luce, perno 12 mm.
- Overpanel patch with pivot 12 mm.
- Obererlichtbeschlag mit Zapfen 12 mm.

AN - IL



PRICE LIST 2017 ▶ 283

gpe010

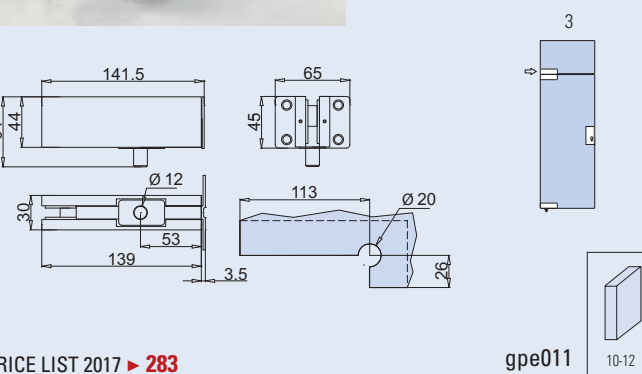
10-12



XDS-020B

- Cerniera con attacco sopra luce-muro, perno 12 mm.
- Overpanel patch with pivot 12mm and wallplate.
- Obererlichtbeschlag mit Zapfen 12mm und Befestigungslasche.

AN - IL



PRICE LIST 2017 ▶ 283

gpe011

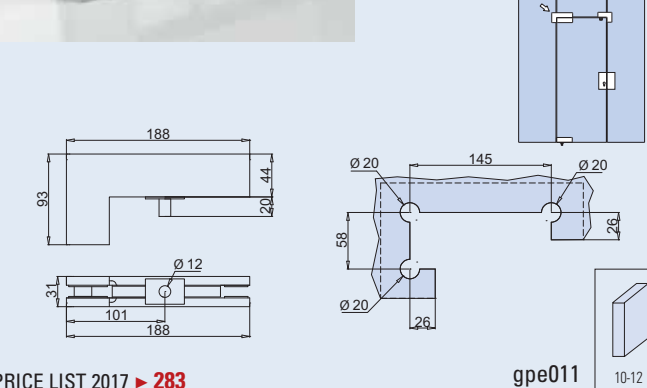
10-12



XD-040

- Cerniera attacco per sopra luce vetro fisso perno 12 mm.
- Patch for overpanel and side panel with pivot 12 mm.
- Winkelobererlichtbeschlag mit Zapfen 12 mm.

AN - IL



PRICE LIST 2017 ▶ 283

gpe011

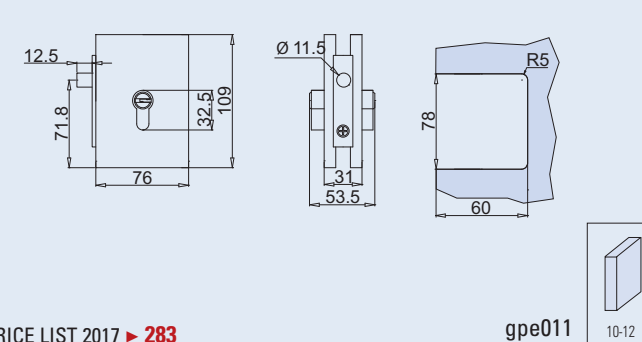
10-12



XD-030

- Serratura con chiavistello tondo.
- Rounded dead bolt.
- Mittelschloss.

AN - IL



PRICE LIST 2017 ▶ 283

gpe011

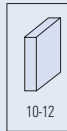
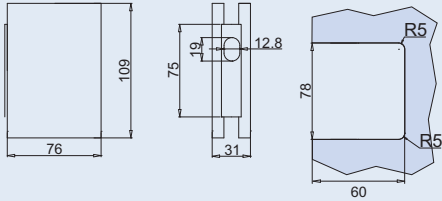
10-12



XD-030 B

- Controserratura per chiavistello tondo XD-030.
- Strike box for XD-030.
- Gegenkasten für Schloss XD-030.

AN - IL



PRICE LIST 2017 ► 283

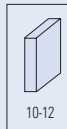
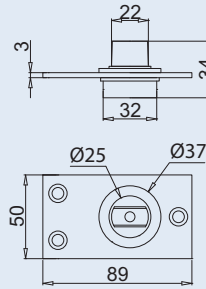
gpe012

10-12



XT-83 B

- Perno a pavimento con quadro tedesco ovale.
- Floor pivot with German profile spindle.
- Bodenbuchse mit flachkonischer Achse.



PRICE LIST 2017 ► 283

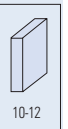
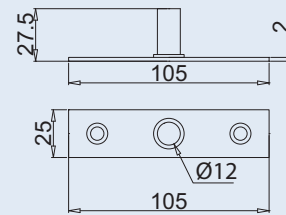
gpe012

10-12



XP-020


- Perno superiore 12 mm.
- Top pin 12 mm.
- Oberer Zapfen 12 mm.



PRICE LIST 2017 ► 283


gpe012

10-12



**CHIUDI PORTA A PAVIMENTO
DOOR CLOSER
BODENTURSCHLIESSER**







FV-S4003

- Chiudiporta a pavimento con perno intercambiabile. Completo di perno italiano, scatola a cementare zincata e piastra in acciaio inox satinato AISI 304. Fermo a 90° - FORZA EN: 3 - Scatola 240x80x49 - Larghezza. ANTA: mm. 900 - 1050.
- Floor spring with interchangeable pivot, Standard with italian square pivot, cover plate in satin stainless steel AISI 304. Hold open at 90° - Force 3 - Cement box 240 x 80 x 49 - Door width range: mm. 900 - 1050.
- Bodentürschließer mit austauschbaresteckachsen. Standard mit Italienischen Vierkant, einschließlich Zementkasten 240 x 80 x 49 und Deckplatte aus Edelstahl matt AISI 304 - Feststellung 90° - Türbreite mm 900 - 1050.

IX




PRICE LIST 2017 ► 284




FV-S5003

- Chiudiporta a pavimento con perno intercambiabile. Completo di perno italiano, scatola a cementare zincata e piastra in acciaio inox satinato AISI 304. Fermo a 90° - FORZA EN: 3 - Scatola 290x87x54 - Larghezza ANTA: mm. 900 - 1050.
- Floor spring with interchangeable pivot, Standard with italian square pivot, cover plate in satin stainless steel AISI 304. Hold open at 90° - Force 3. Cement box 290 x 87 x 54 - Door width range: mm. 900 - 1050.
- Bodentürschließer mit austauschbaresteckachsen. Standard mit Italienischen Vierkant, einschließlich Zementkasten 290 x 87 x 54 und Deckplatte aus Edelstahl matt AISI 304 - Feststellung 90° - Türbreite mm 900 - 1050.

IX



PRICE LIST 2017 ► 284



FV-S6003

- Chiudiporta a pavimento con perno intercambiabile. Completo di perno italiano, scatola a cementare zincata e piastra in acciaio inox satinato AISI 304. Fermo a 90° - FORZA EN: 3 - Scatola 273x122x65 - Larghezza. ANTA: mm. 900 - 1050
- Floor spring with interchangeable pivot, Standard with italian square pivot, cover plate in satin stainless steel AISI 304. Hold open at 90° - Force 3 Cement box 273x122x65 - Door width range: mm. 900 - 1050.
- Bodentürschließer mit austauschbaresteckachsen. Standard mit Italienischen Vierkant, einschließlich Zementkasten 273 x 122 x 65 und Deckplatte aus Edelstahl matt AISI 304 - Feststellung 90° - Türbreite mm 900 - 1050.

IX



PRICE LIST 2017 ► 284





A

SISTEMI SCORREVOLI
SLIDING DOOR SYSTEMS
SCHIEBETÜRSYSTEME

6

B

BOX DOCCIA
SHOWER BOX
DUSCHKABINEN

111

C

PARETI MOBILI
SLIDING WALLS
SCHIEBEWÄNDE

189

D

PARETI DIVISORIE E STIPITI
PARTITION WALLS AND FRAMES
TRENNWÄNDE UND ALUMINIUMZARGEN

223

E

SERRATURE E CERNIERE
LOCKS AND HINGES
SCHLÖSSER UND BÄNDER

269

F

MANIGLIE MANIGLIONI POMOLI
DOORHANDLES PULLHANDLES KNOBS
TÜRGRIFFE STOSSGRIFFE KNÖPFE

299

G

PORTE ESTERNE
PATCH FITTINGS
GANZGLASANLAGEN

311

H

BALAUSTRE E PENSILINE
RAILING AND CANOPY SYSTEMS
RAILING UND VORDACH SYSTEME

341

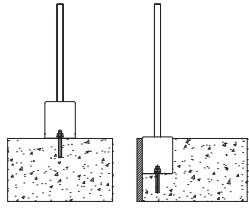
I

DISTANZIALI, MORSETTI E ACCESSORI
POINT FITTINGS, CLAMPS AND ACCESSORIES
PUNKTHALTERUNGEN, KLEMMBEFESTIGUNGEN
UND ZUBEHÖR

427

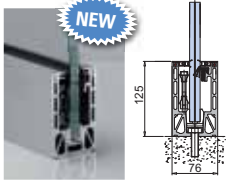
341

- PAVIMENTO
- FLOOR INSTALLATION
- BODENMONTAGE



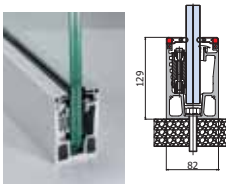
B-6000 LUXOR

▶352



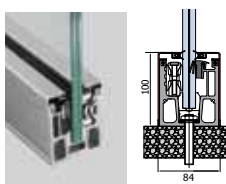
B-4000 MAXIMA

▶354



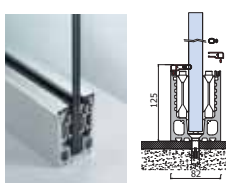
B-5000 MAXIMINA

▶356




B-2000 JPK DOPPIO

▶357




B-5500

▶358



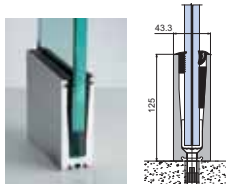
B-5600

▶358

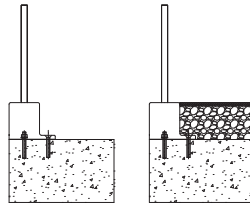


B-1100

▶358

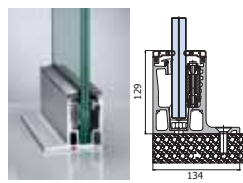


- PAVIMENTO LATERALE
- FLOOR INSTALLATION
- BODENMONTAGE



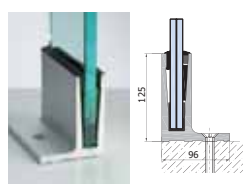
B-4300 MAXIMA

▶364

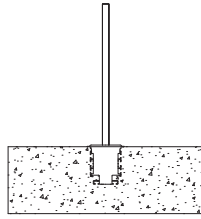


B-1103

▶365

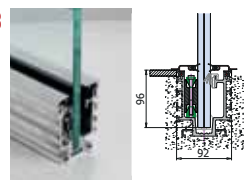


- INCASSATO
- RECESSED
- VERSENKT



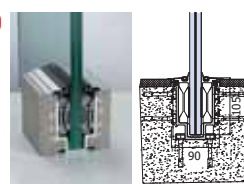
B-4050 MAXIMA

▶368



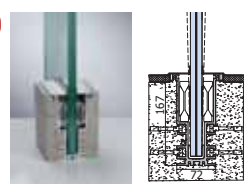
B-2050 JPK DOPPIO

▶369



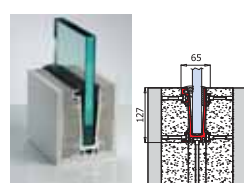
B-2060 JPK DOPPIO

▶370

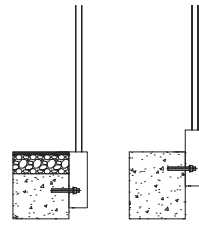


B-1050

▶371



- ESTERNO
- SIDE INSTALLATION
- SEITENMONTAGE




B-6200 LUXOR BALCONY

▶374



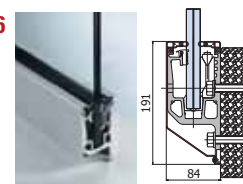
B-6250 LUXOR CLIMB

▶375

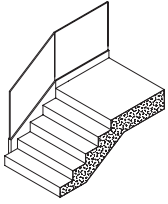


B-4200

▶376



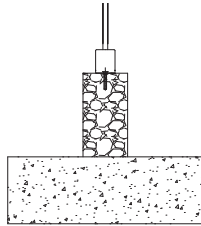
- SCALA
- STAIRS
- TREPPE



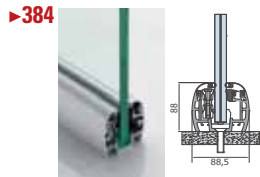
B-6220 LUXOR STAIRS



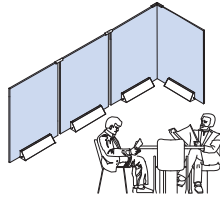
- MURETTO
- LOW WALL
- AUF ATTIKAMAUER



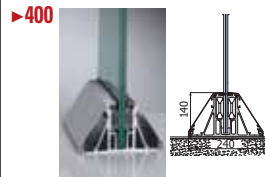
B-2500 MAXIMA



- PARAVENTO
- WINDSCREENS
- WINDSCHUTZSYSTEM



B-2800




- ACCESSORI
- ACCESSORIES
- ZUBEHÖR



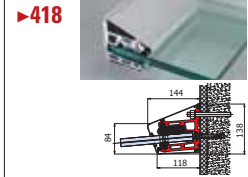
- CORRIMANO
- HANDRAIL
- HANDAUF



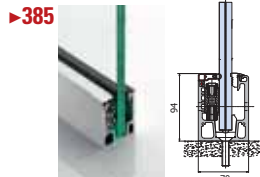
- PENSILINE
- CANOPIES
- VORDÄCHER



B-4040 MAXIMA



B-4500 MAXIMA

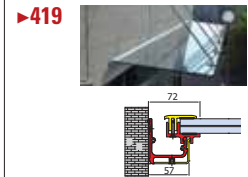


B-4103/B-4104

- PROFILI SCOLO ACQUA
- DRAINAGE PROFILES
- DRAINAGELEISTEN



PRESA PENSILINA

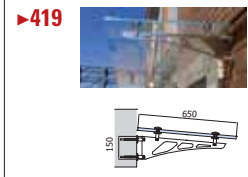


B-4111-CF8

- "OMBRELLINO"
- GASKET "UMBRELLA"
- DICHTUNG "REGENSCHIRM"




TEKNO



- TASSELLI FISHER
- ANCHORS
- ANKER



SKY / ECOSKY



JOLLY PACK

UNA SCELTA SICURA

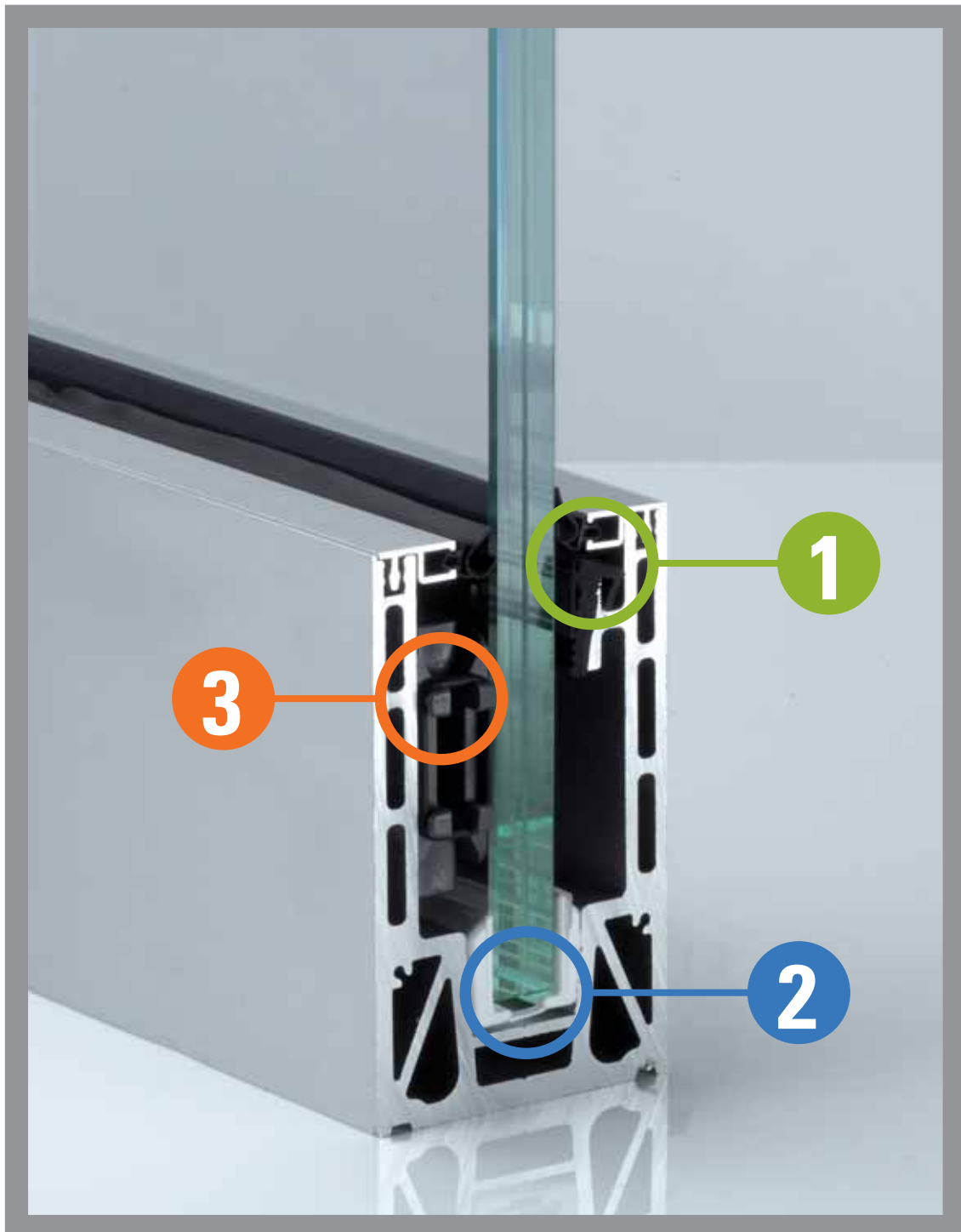
Un sistema brevettato che supera qualsiasi proposta sul mercato, riassunto in **6 punti**

A SAFE CHOICE

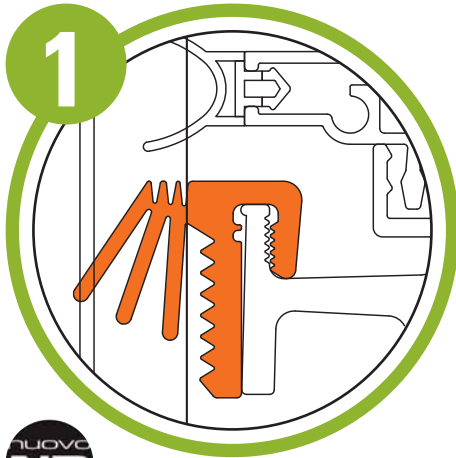
A patented system that outshines any proposal currently on the market, summarised in the following **6 points**

EINE ZUVERLÄSSIGE LÖSUNG

Ein patentiertes System das andere Lösungen bei weitem übertrifft. Zusammengefasst in **6 Punkte**







SICUREZZA E TENUTA - PETALI (Brevettato)

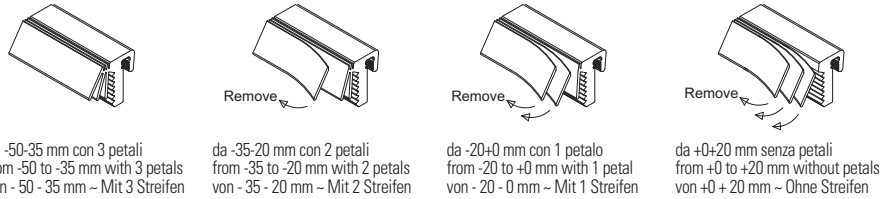
Guarnizione posta su tutta la lunghezza del profilo che, sotto spinta, distribuisce uniformemente la pressione e che permette minime e precise regolazione.
Guarnizione appoggio vetro L=3000 mm a 3 petali

SAFETY AND GRIP - PETALS (Patented)

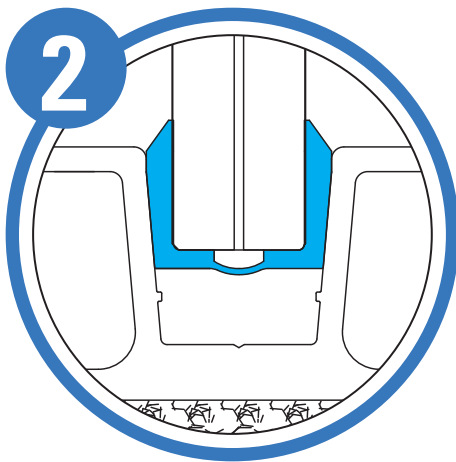
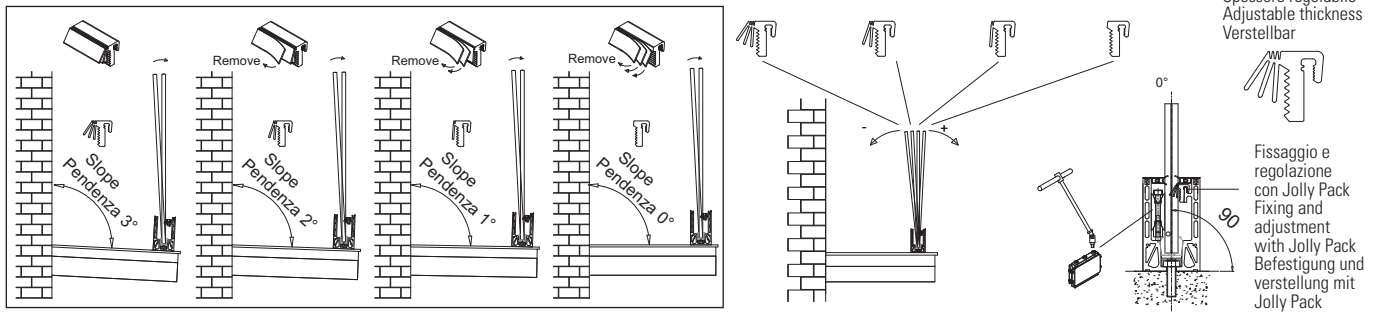
Gaskets along the entire length of the profile, under traction, evenly distribute the pressure and allow precise and minimum adjustments to be made.
Glass support L stripping = 3000 mm with 3 petals

SICHERHEITS UND BLOCKIERUNG-GUMMIBLÄTTER (Patentiert)

Durchgehende Profildichtung, präzise und gleichmäßige Verteilung der Spannkkräfte.
Dichtung oben für Glas L=3000 mm mit 3 Streifen



Esempi di applicazione | Application examples | Beispiele Anwendungen



SERRAGGIO DEL VETRO

Per un ottimo alloggiamento e fissaggio del vetro nella balaustra.
Compensa le difformità di stratifica (con qualsiasi tolleranza).

GLASS CLAMPING

For excellent housing and fixing of the glass into the balustrade.
Compensates for any differences in layers (with any tolerance).

KONISCHE AUFLAGE

Optimales Einsetzen und Sitz der Glasscheibe.



B-2004 SET

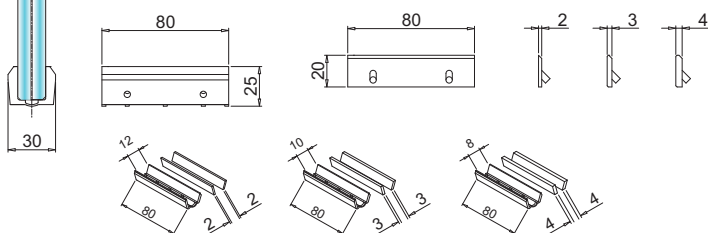
- Set 6 pz supporto vetro 8+8
- Set 6 pcs support for glass 8+8
- Set Auflage für Glas 8 + 8

B-2005 SET

- Set 6 pz supporto vetro 10+10
- Set 6 pcs support for glass 10+10
- Set Auflage für Glas 10 + 10

8+8
(pvb 1.52)

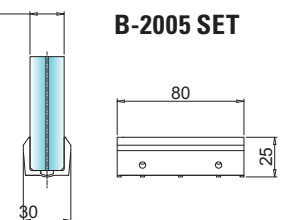
B-2004 SET

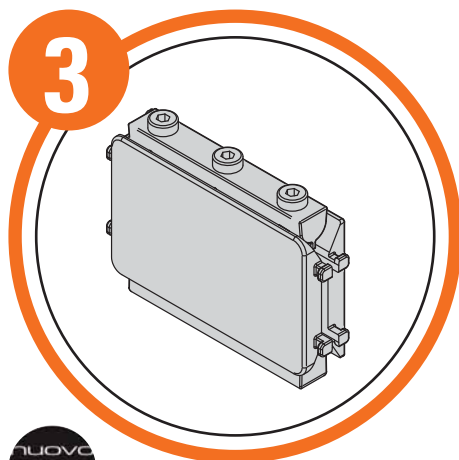


B-2004+B-4107-12 B-2004+B-4107-10 B-2004+B-4107-8

10+10
(pvb 1.52)

B-2005 SET





Patent
Pending

REGOLAZIONE MANTENENDO LA TENUTA

JOLLY PACK BREVETTATO

Jolly Pack è un sistema meccanico articolato, progettato per essere facilmente regolabile e quindi adattabile all'angolo di inclinazione delle due facce del pannello di vetro. L'aderenza del cuneo alla superficie del vetro è quindi sempre totale e perfetta, e dunque garantisce un bloccaggio assolutamente sicuro e di alto valore estetico.

ADJUSTABILITY WHILE MAINTAINING GRIP

PATENTED JOLLY PACK

Jolly Pack is an articulated mechanical system, designed to be easily adjustable and therefore adaptable to the tilt angle of the two sides of the glass panel. There is always a total and perfect adhesion of the wedge to the surface of the glass, thereby guaranteeing completely safe clamping and a high quality finish.

SCHNELLE EINRICHTUNG UND EINFACHE VERSTELLUNG

JOLLY PACK PATENTIERT

JOLLY PACK ist ein mechanisches und einfach zu regulierendes System, das sich jedem Neigungswinkel der beiden Glasoberflächen anpasst. Die Haftung des Keils an der Glasoberfläche ist daher perfekt und garantiert eine sichere und optisch äußerst ansprechende Blockierung.



Bloccaggio totale e flessibile

In genere gli elementi di fissaggio a cuneo dei tradizionali sistemi balaustra sono efficienti solo con i pannelli di vetro in posizione perfettamente verticale, che è difficilissima da ottenere. JOLLY PACK invece si adatta perfettamente sia alla superficie del profilo in alluminio, sia alla superficie del vetro, mantenendo inalterata la presa, qualunque sia l'inclinazione del pannello e sviluppando, a parità di dimensioni, una forza di serraggio decisamente superiore a ogni altro sistema.

Aggiustamenti micrometrici

Il disassamento dei pannelli di vetro è inevitabile, specie su installazioni di una certa lunghezza con un effetto antiestetico anche molto evidente. Con i sistemi JOLLY PACK il disassamento anche minimo può essere aggiustato, movimentando opportunamente i cunei del pacchetto meccanico.

Complete and flexible clamping

In general the wedge fastening elements of traditional glass railing systems are only efficient when the glass panels are in a perfectly vertical position, which is always very difficult to achieve. JOLLY PACK, however, fits perfectly both to the surface of the aluminium profile, and to the glass surface, while maintaining its grip, whatever the inclination of the panel. It also achieves, with the same dimensions, a clamping force that is significantly superior to all other systems.

Micrometric adjustments

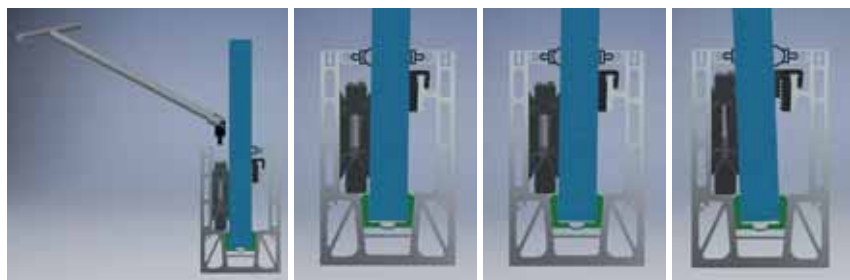
It is inevitable that the glass panels will be slightly misaligned, especially on longer installations, and this results in an unsightly and very obvious effect. With JOLLY PACK systems, even the smallest misalignment can be adjusted, by simply moving the wedges of the mechanical package.

Eine totale und flexible Blockierung.

Normalerweise sind die Keilbefestigungselemente der üblichen Geländersysteme nur bei perfekter vertikaler Positionierung der Glasscheiben wirksam, die sehr schwierig zu erreichen ist. JOLLY PACK hingegen passt sich perfekt der Oberfläche sowohl des Alu-Profiles als auch der Glasscheibe an und garantiert den Halt bei jeglicher Neigung der Glasscheibe, wobei die Kraftübertragung gegenüber anderen Systemen eindeutig besser ist.

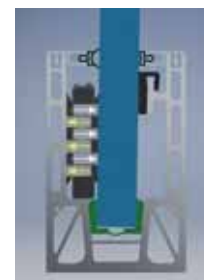
Millimetergenaue Regulierung


Die Achsenverschiebung der Glasscheiben wird vor allem bei Installationen mit einer gewissen Länge unvermeidbar, was zu einer oft sehr evidenten störenden Optik führt. Mit dem System JOLLY PACK kann jede auch minimale Achsenverschiebung über die Doppelkeile im Befestigungselement ausgeglichen werden.



→
Punto di forza sul vetro
Distribution of the strength on glass
Kraftübertragung gegen Glas

←
Punto di forza sul profilo
Distribution of the strength on profile
Kraftübertragung gegen Profil





1 2

Prova del pendolo sul sistema
profilo-vetro-corrimano
Jolly Pack Pendulum test
for profile-glass-handrail system
Pendelprüfung
des Profil-Glas-Handlauf-Systems Jolly Pack

LE CERTIFICAZIONI Tutto il mondo certifica le nostre balaustre

La qualità e l'affidabilità del sistema balaustre Jolly Pack ha ottenuto importanti riconoscimenti che consentono di offrire la massima sicurezza a chi installa questo prodotto. Dopo l'iniziale certificazione presso il Laboratorio Prove Materiali "Pietro Pisa" di Brescia, il prodotto ha ricevuto l'approvazione del prestigioso Istituto Giordano, riferimento autorevole in Italia per le prove sui prodotti e del Prüfzentrum für Bauelemente di Rosenheim in Germania, autorevole istituzione accreditata per la prova sui materiali da costruzione.

THE CERTIFICATIONS

The quality and reliability of the Jolly Pack glass railing system has achieved significant recognition, confirming the greatest level of safety with regards to the installation of this product. After the initial certification at the Pietro Pisa Materials Test Laboratory in Brescia, the product received approval from the Istituto Giordano, an authoritative benchmark in Italy for product testing, and from Prüfzentrum für Bauelemente in Rosenheim, Germany, a renowned institution accredited for tests on construction materials.

DIE ZERTIFIZIERUNGEN

Damit das Geländersystem Jolly Pack größtmögliche Sicherheit im Einsatz aufweist, wurden von renommierten Instituten einige Prüfungen durchgeführt:

- das Laboratorium für Materialprüfungen "Pietro Pisa" in Brescia
- das Institut Giordano - erste Adresse in Italien, wenn es um die Prüfung von Produkten geht.
- das Institut Prüfzentrum für Bauelemente in Rosenheim, Deutschland. Autorisiertes Institut für Tests an Konstruktionsmaterialien.

Test eseguiti al Pfb di Rosenheim in Germania
Tests made at Pfb in Rosenheim, Germany
Prüfung durch das Pfb in Rosenheim, Deutschland




UNIVERSITÀ DEGLI STUDI DI BRESCIA
DICATAM
DIPARTIMENTO DI INGEGNERIA CIVILE, ARCHITETTURA,
TERRITORIO, AMBIENTE E DI MATEMATICA
LABORATORIO PROVE MATERIALI «PIETRO PISA»



Vetro mm Glass mm Glas mm	Categorie secondo Norme Tecniche del Ministero Infrastrutture e Trasporti par. 3.1 - D.M. 29/2008 Categories according to Norme Tecniche del Ministero Infrastrutture e Trasporti par. 3.1 - D.M. 29/2008 Kategorie nach Norme Tecniche del Ministero Infrastrutture e Trasporti par. 3.1 - D.M. 29/2008	Carico orizzontale Horizontal strength Horizontale Nutzlast	Carico Dinamico Dynamic strength Dynamische Nutzlast
8+8+1,52 pvb	A, B, C1, E1, F, H1	1,0 kN	UNI 10807(*) NF - P01-013(**)
8+8+1,52 pvb	C2, D	2,0 kN	UNI 10807 - NF P01-013
10+10+1,52 pvb	C2, D	2,0 kN	UNI 10807 - NF P01-013
10+10+1,52 pvb	C3	3,0 kN	UNI 10807 - NF P01-013

(*) UNI 10807: impattore a sfere di vetro (50 kg, 300 mm) / Sack of glass balls (50 Kg, 300 mm) / Sack mit Glaskugeln (50 Kg, 300 mm)

(**) NF P01-013: impattore a sfere (50 Kg, 1200 mm) / Bag of glass balls (50 Kg, 1200 mm) / Sack mit Glaskugeln (50 Kg, 1200 mm)



Category secondo DIN EN 1991-1-1 NA Category according to DIN EN 1991-1-1 NA Kategorie nach DIN EN 1991-1-1 NA	Vetro VSG (2xESG) mm Glass VSG (2xESG) mm Glas VSG (2xESG) mm	Spinta orizzontale certificata Certified horizontal strength Bestätigte horizontale Nutzlast	Spinta orizzontale effettuata Carried out horizontal strength Ausgeführte horizontale Nutzlast
A, B1, H, T1, Z	8+8+1.52 pvb	0,5 kN/m	0,75 kN
B2, B3, C1-C4, D, T2, Z	10+10 1.52 pvb	1,0 kN/m	1,5 kN
C5, C6, T3	12+12 1.52 pvb	2,0 kN/m	3,0 kN

Category secondo DIN 18008-4 Category according to DIN 18008-4 Kategorie nach DIN 18008-4	Vetro VSG (2xESG) mm Glass VSG (2xESG) mm Glas VSG (2xESG) mm	Prova del pendolo secondo TRAV 6.2 Pendulum test according to TRAV 6.2 Pendelschlagprüfung nach TRAV 6.2	Prova di resistenza con rottura vetro Resistance test with glass break Festigkeitsprüfung bei gebrecher Schiebe
A, B1, H, T1, Z	8+8+1.52 pvb	ok	0.5 kN/m - ok
B2, B3, C1-C4, D, T2, Z	10+10 1.52 pvb	ok	1.0 kN/m - ok



VELOCITÀ DI POSA

La balaustra si monta senza l'utilizzo di ponteggi e impalcature esterne.
La regolazione e il fissaggio del vetro avvengono solo dal lato interno.

SPEED OF INSTALLATION

The glass railing is installed without using external scaffolding and structures.
Adjustment and fixing of the glass is carried out only from the inside.

REDUZIERTER MONTAGEZEIT

Der nur auf einer Seite montierte Jolly Pack Klemmhalter ermöglicht eine schnelle Installation,
die keine Vergleiche scheut. Sie können die Regulierung bequem von innen durchführen.

BALAUSTR E
METALGLAS?
METALGLAS GLASS RAILINGS?
GELÄNDER METALGLAS?

**FAVOLOSE!
FANTASTIC!
FABELHAFT!**



TEMPO DI POSA | INSTALLATION TIME | MONTAGEZEIT

1' e 30"

ogni 2 metri di vetro | for every 2 metres of glass | pro 2 Laufmeter



VETRO | GLASS | GLAS

10+10
(pvb 1.52)



COLLAUDATO | TESTED | GEPRÜFT

+ 300 KG



LA VASTITÀ DI GAMMA

23 profili per qualsiasi tipo di fissaggio

Quando la funzionalità incontra l'estetica. Ampia famiglia di balaustre dalle molteplici dimensioni ora ampliata con la nuova gamma Luxor dal profilo più snello ed elegante ma senza nulla togliere alla robustezza della struttura. Perfette per l'inserimento in qualunque ambiente valorizzandolo. La presenza delle velette incassate rendono il prodotto più raffinato ed elegante per qualsiasi tipo di soluzione.

"Ombrellino". Tutti i vetri delle balaustre sono collegati da un "Ombrellino" a molla anti infiltrazione vetro/vetro che va da un minimo di 20 mm fino ad un massimo di 30 mm.

BREADTH OF THE RANGE

When functionality meets aesthetics. A large range of glass railings in various sizes, now with the addition of the new Luxor line, for an option that is more slender and elegant without the need to compromise on the strength of the structure. Perfect for enhancing any environment.

The recessed sides give the product a more refined and elegant aspect, ideal for any kind of solution.

"Canopy". All our glass railings are connected by a spring-loaded, anti-seepage "Canopy" glass, ranging from a minimum of 20 mm up to a maximum of 30 mm.

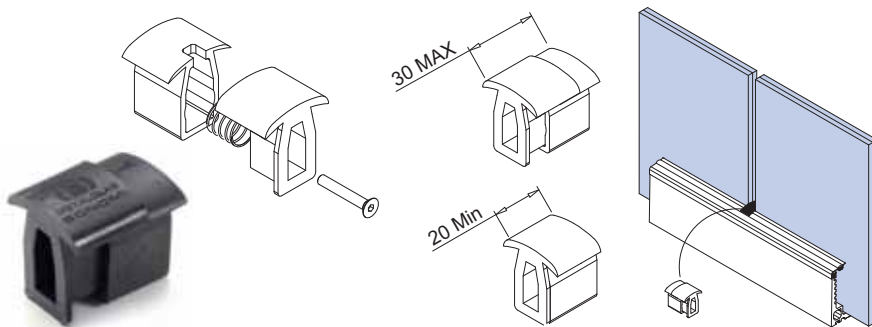
DIE GROSSE ANZAHL VON PROFILE

23 Profile für jede Befestigung.

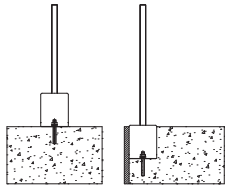
Verstellbare Dichtung **"Regenschirm"** gegen infiltration zwischen Glas und Glas für Spalt von 20mm bis 30mm.



Patent
Pending



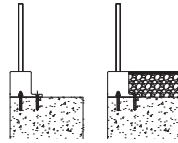
• PAVIMENTO
• FLOOR INSTALLATION
• BODENMONTAGE



• ALTRE VERSIONI
• ODER TYPES
• ANDERE TYPEN

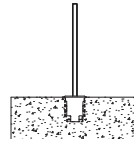
- PAVIMENTO LATERALE
- SIDE FIXING
- SEITENMONTAGE

▶ 362



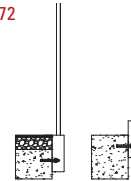
- INCASSATO
- RECESSED
- VERSENKT

▶ 366



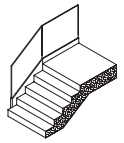
- ESTERNO
- SIDE INSTALLATION
- SEITENMONTAGE

▶ 372



- SCALA
- STAIRS
- TREPPE

▶ 378



B-6000 LUXOR

- Balastra semiregolabile. Optional supporti LED.
- Adjustable railing system. Optional LED supports.
- Verstellbares Railing System. Optional LED Auflage



B-6000-G LUXOR

- Profilo grezzo senza velette.
- Raw profile without.
- Roh Profil ohne Abdeckungen.



B-4000 MAXIMA

- Balastra semiregolabile. Optional supporti LED.
- Adjustable railing system. Optional LED supports.
- Verstellbares Railing System. Optional LED Auflage.



B-4000-G MAXIMA

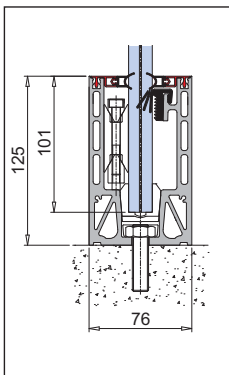
- Profilo grezzo senza velette.
- Raw profile without.
- Roh Profil ohne Abdeckungen.



B-5000 MAXIMINA

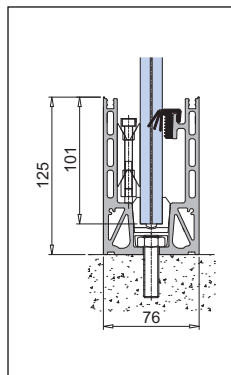
- Balastra regolabile con veletta laterale continua. Optional supporti LED.
- Adjustable glass railings with continuous cover profile. Optional LED supports.
- Verstellbares Railing System mit Abdeckung. Optional LED Auflage.

▶ 352



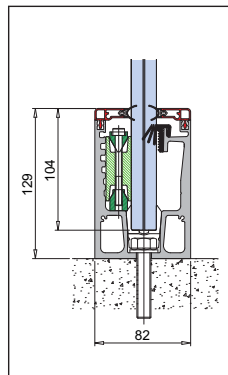
PRICE LIST 2017 ▶ 288

▶ 353



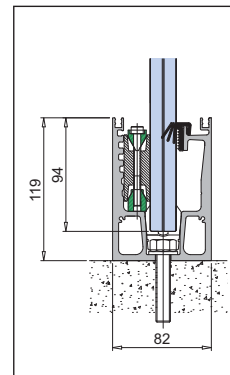
PRICE LIST 2017 ▶ 289

▶ 354



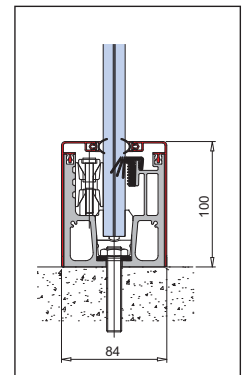
PRICE LIST 2017 ▶ 295

▶ 355



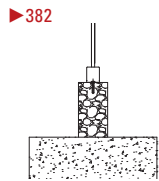
PRICE LIST 2017 ▶ 296

▶ 356

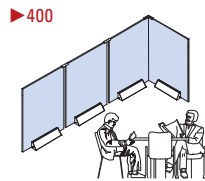


PRICE LIST 2017 ▶ 302

- MURETTO
- LOW WALL
- AUF ATTIKAMAUER




- PARAVENTO
- WINDSCREENS
- WINDSCHUTZSYSTEM



- ACCESSORI
- ACCESSORIES
- ZUBEHÖR



- PENSILINE
- CANOPIES
- VORDÄCHER



B-2000

- Balaustra regolabile.
- Adjustable railing system.
- Verstellbares Railing System.



B-5500 MAXIMA STADIUM JOLLY PACK SINGOLO

- Progettato per stadi e luoghi pubblici per assorbire una grande spinta che, dai primi test aziendali, supera i 500 Kg, con lievi deformazioni del profilo.
- The product has been designed for the stadium and public area. This balustrade can grant a big side force which according to internal test can go over 500 kg force without profile deformation.
- Das Produkt wurde für Stadien und öffentliche Räume entwickelt. Die Balustrade kann große Kräfte aufnehmen. Internationale Tests beweisen, dass Kräfte über 500 kg aufgenommen werden können, ohne das Profil zu deformieren.

▶ 358



B-5600 MAXIMA TRIPLO VETRO

- Progettato per stadi e luoghi pubblici per assorbire una grande spinta che, dai primi test aziendali, supera i 500 Kg, con lievi deformazioni del profilo.
- The product has been designed for the stadium and public area. This balustrade can grant a big side force which according to internal test can go over 500 kg force without profile deformation.
- Das Produkt wurde für Stadien und öffentliche Räume entwickelt. Die Balustrade kann große Kräfte aufnehmen. Internationale Tests beweisen, dass Kräfte über 500 kg aufgenommen werden können, ohne das Profil zu deformieren.


▶ 358



B-2100

- Balaustra inclinata, regolabile.
- Inclined anti-vertigo railing system, adjustable.
- Verstellbares Railing System im Winkel gegen Höhenangst.

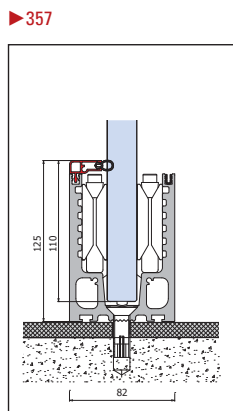
▶ 359



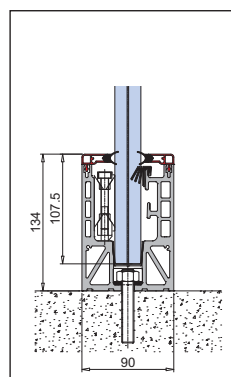
B-1100

- Balaustra con cunei.
- Railing fixing with Wedges.
- Railing Befestigung mit Keilen.

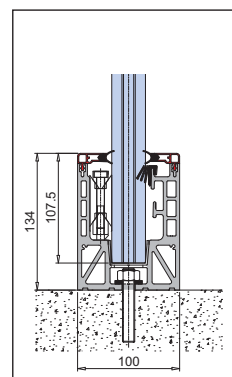
▶ 360



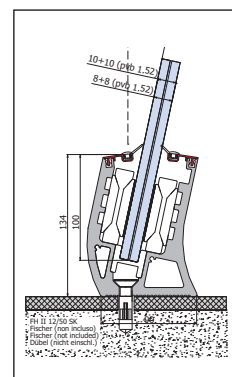
PRICE LIST 2017 ▶ 312



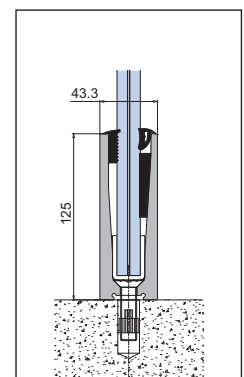
PRICE LIST 2017 ▶ 303



PRICE LIST 2017 ▶ 304



PRICE LIST 2017 ▶ 314





PRICE LIST 2017 ▶ 316

B-6000 LUXOR



- Balaustra semiregolabile.
Optional supporti LED.
- Adjustable railing system.
Optional LED supports.
- Verstellbares Ganzglasgelaender System.
Optional LED Auflage.

COMPONENTI | COMPONENTS | EINZELTEILE ▶ 386

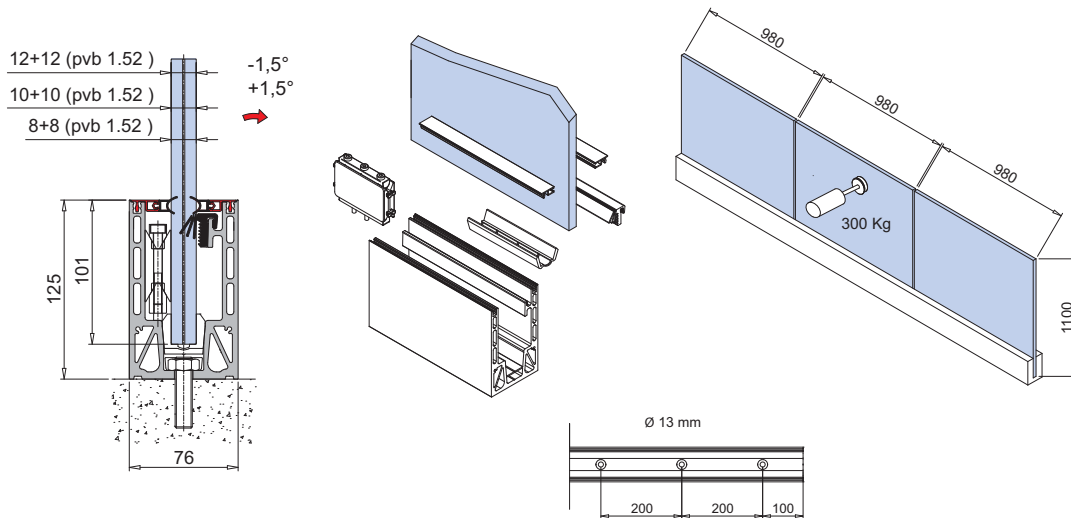


B-6000+B-6001-CF2

- Profilo balaustra + 2 Veelette
- Railing profile + 2 Cover profiles
- Profil für Gelaender mit Abdeckungen

B-SET LUX 8 | B-SET LUX 10 | B-SET LUX 12

- Set morsetti e guarnizioni
- Set clamps and gaskets
- Set Klemmen und Dichtungen



fb041p070

Set completo/mt L-3000 mm Complete set/mt L-3000 mm Komplett-Set L-3000 mm	FIN. OB.	Vetro Glass Glas	Morsetti/mt Clamps/mt Klemmen/lfm	Testato spinta Test side force Getestet Seitenkraft	Classe Class IT Klasse	Certificato Certificate Zertifikat
B-6000 SET 1,5 KN 8	AN	8+8 1,52 pvb	2	150 kg	1	1 kN/m = 100 kg/m
B-6000 SET 3 KN 10	AN	10+10 1,52 pvb	2	300 kg	2	2 kN/m = 200 kg/m
B-6000 SET 4,5 KN 12	AN	12+12 1,52 pvb	4	450 kg	3	3 kN/m = 300 kg/m

SET COMPOSTO DA SET BESTEHEND AUS SET CONSISTING OF	FIN. OB.	B-6000 SET 1,5 KN 8	B-6000 SET 3 KN 10	B-6000 SET 4,5 KN 12
B-6000 + B-6001-CF2	AN	1 St/pcs L = 3000 mm	1 St/pcs L = 3000 mm	1 St/pcs L = 3000 mm
B-SET-LUX-8	-	1	-	-
B-SET-LUX-10	-	-	1	-
B-SET-LUX-12	-	-	-	1

B-6000 G LUXOR




- Balaustra semiregolabile.
Optional supporti LED.
- Adjustable railing system.
Optional LED supports.
- Verstellbares Ganzglasgelandersystem.
Optional LED Auflage.

COMPONENTI | COMPONENTS | EINZELTEILE ▶ 386



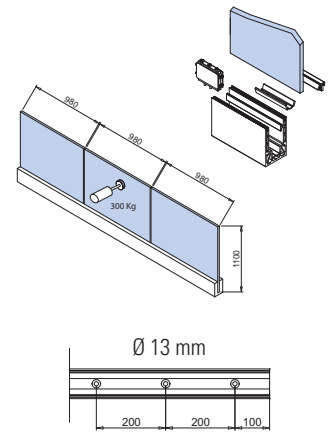
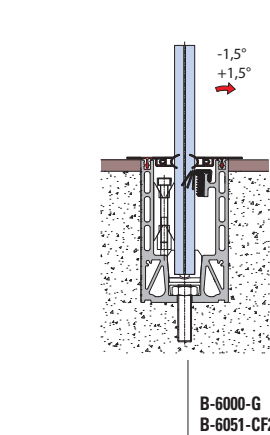
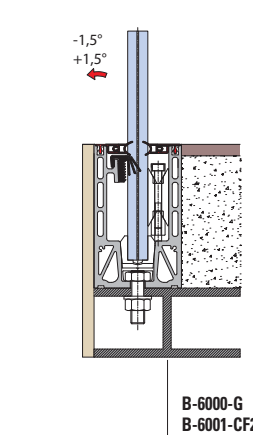
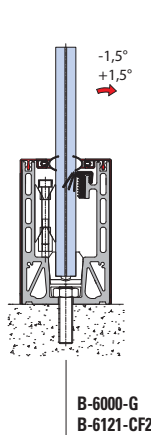
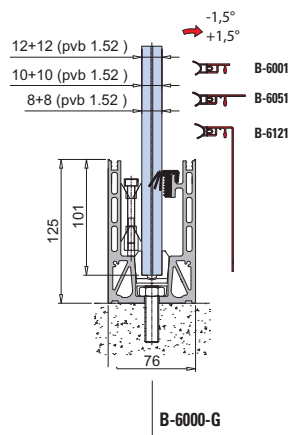
- B-6000-G**
- Profilo balaustra grezzo senza velette
 - Railing profile raw without cover profiles
 - Profil für Geländer roh ohne Abdeckungen



- B-6001-CF2 | B-6051-CF2 | B-6121-CF2**
- Velette
 - Cover profiles
 - Abdeckungen



- B-SET LUX 8 | B-SET LUX 10 | B-SET LUX 12**
- Set morsetti e guarnizioni
 - Set clamps and gaskets
 - Set Klemmen und Dichtungen



fb041p071

Set completo/mt L-3000 mm Complete set/mt L-3000 mm Komplett-Set L-3000 mm	FIN. OB.	Vetro Glass Glas	Morsetti/mt Clamps/mt Klemmen/ftm	Testato spinta Test side force Getestet Seitenkraft	Classe IT Class IT Klasse IT	Certificato Certificate Zertifikat
B-6000-G SET 1,5 KN 8	GR	8+8 1,52 pvb	2	150 kg	1	1 kN/m = 100 kg/m
B-6000-G SET 3 KN 10	GR	10+10 1,52 pvb	2	300 kg	2	2 kN/m = 200 kg/m
B-6000-G SET 4,5 KN 12	GR	12+12 1,52 pvb	4	450 kg	3	3 kN/m = 300 kg/m


SET COMPOSTO DA SET BESTEHEND AUS SET CONSISTING OF	FIN. OB.	B-6000-G SET 1,5 KN 8	B-6000-G SET 3 KN 10	B-6000-G SET 4,5 KN 12
B-6000-G	GR	1 St/pcs L = 3000 mm	1 St/pcs L = 3000 mm	1 St/pcs L = 3000 mm
B-SET-LUX-8	-	1	-	-
B-SET-LUX-10	-	-	1	-
B-SET-LUX-12	-	-	-	1
B-6001-CF2 optional velette / optional cover profiles / optional Abdeckungen	AN -IXE	(1)	(1)	(1)
B-6051-CF2 optional velette / optional cover profiles / optional Abdeckungen	AN -IXE	(1)	(1)	(1)
B-6121-CF2 optional velette / optional cover profiles / optional Abdeckungen	AN -IXE	(1)	(1)	(1)

B-4000 MAXIMA



- Balastra semiregolabile. Optional supporti LED.
- Adjustable railing system. Optional LED supports.
- Verstellbares Railing System. Optional LED Auflage.

COMPONENTI | COMPONENTS | EINZELTEILE ▶ 390

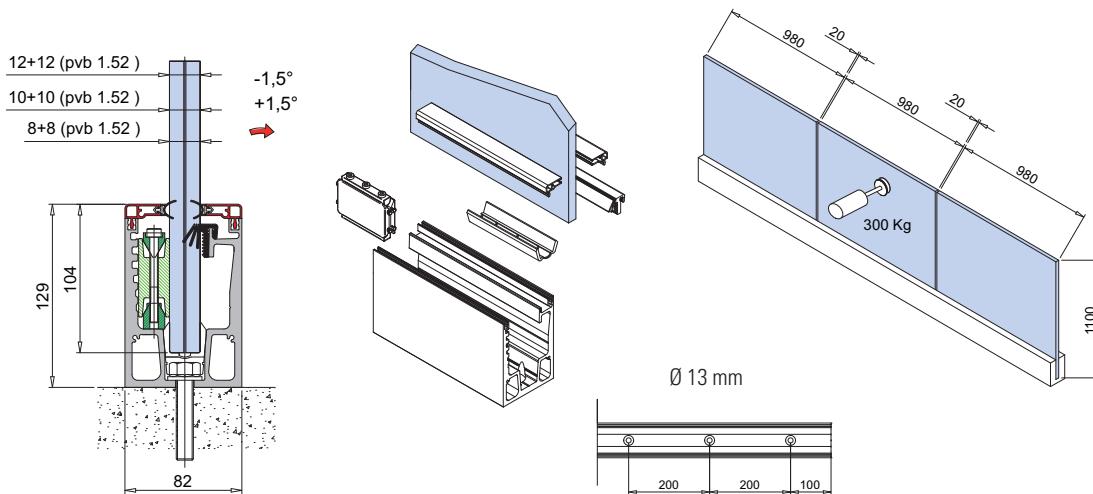


B-4000+B-2001-CF2

- Profilo balastra + 2 Veelette
- Railing profile + 2 Cover profiles
- Profil für Geländer mit Abdeckungen

B-SET MAX 8(x 8+8) | B-SET MAX 10(x 10+10) | B-SET MAX-ABP 12

- Set morsetti e guarnizioni
- Set clamps and gaskets
- Set Klemmen und Dichtungen



FB-041-P061

Set completo/mt L-3000 mm Complete set/mt L-3000 mm Komplett-Set L-3000 mm	FIN. OB.	Vetro Glass Glas	Morsetti/mt Clamps/mt Klemmen/lfm	Testato spinta Test side force Getestet Seitenkraft	Classe Class IT Klasse	Certificato Certificate Zertifikat
B-4000 SET 1,5 KN 8	AN	8+8 1,52 pvb	2	150 kg	1	1 kN/m = 100 kg/m
B-4000 SET 3 KN 10	AN	10+10 1,52 pvb	2	300 kg	2	2 kN/m = 200 kg/m
B-4000 SET 4,5 KN 12	AN	12+12 1,52 pvb	4	450 kg	3	3 kN/m = 300 kg/m

SET COMPOSTO DA SET BESTEHEND AUS SET CONSISTING OF	FIN. OB.	B-4000 SET 1,5 KN 8	B-4000 SET 3 KN 10	B-4000 SET 4,5 KN 12
B-4000 + B-2001-CF2	AN	1 pz/pcs L = 3000 mm	1 pz/pcs L = 3000 mm	1 pz/pcs L = 3000 mm
B-SET-MAX 8	-	1	-	-
B-SET-MAX 10	-	-	1	-
B-SET-MAX-AbP 12	-	-	-	1

B-4000-G MAXIMA



- Balaustra semiregolabile.
Optional supporti LED.
- Adjustable railing system.
Optional LED supports.
- Verstellbares Railing System.
Optional LED Auflage.

COMPONENTI | COMPONENTS | EINZELTEILE ▶ 390



B-4000-G

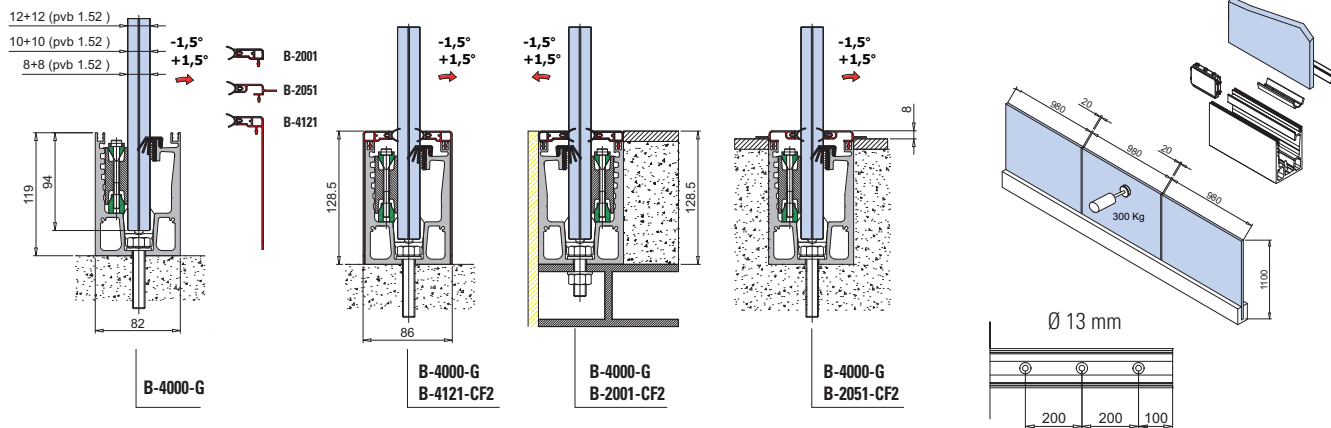
- Profilo balaustra grezzo senza velette
- Railing profile raw without cover profiles
- Profil für Geländer roh ohne Abdeckungen

B-2001-CF2 | B-2051-CF2 | B-4121-CF2

- Velette
- Cover profiles
- Abdeckungen

B-SET MAX8(x8+8) | B-SET MAX10(x 10+10) | B-SET MAX-ABP 12

- Set morsetti e guarnizioni
- Set clamps and gaskets
- Set Klemmen und Dichtungen



FB-041-P065

Set completo/mt L-3000 mm Complete set/mt L-3000 mm Komplett-Set L-3000 mm	FIN. OB.	Vetro Glass Glas	Morsetti/mt Clamps/mt Klemmen/lfm	Testato spinta Test side force Getestet Seitenkraft	Classe Class IT Klasse	Certificato Certificate Zertifikat
B-4000-G SET 1,5 KN 8	GR	8+8 1,52 pvb	2	150 kg	1	1 kN/m = 100 kg/m
B-4000-G SET 3 KN 10	GR	10+10 1,52 pvb	2	300 kg	2	2 kN/m = 200 kg/m
B-4000-G SET 4,5 KN 12	GR	12+12 1,52 pvb	4	450 kg	3	3 kN/m = 300 kg/m


SET COMPOSTO DA SET BESTEHEND AUS SET CONSISTING OF	FIN. OB.	B-4000-G SET 1,5 KN 8	B-4000-G SET 3 KN 10	B-4000-G SET 4,5 KN 12
B-4000-G	GR	1 pz/pcs L = 3000 mm	1 pz/pcs L = 3000 mm	1 pz/pcs L = 3000 mm
B-SET-MAX 8	-	1	-	-
B-SET-MAX 10	-	-	1	-
B-SET-MAX-AbP 12	-	-	-	1
B-2001-CF2 optional velette / optional cover profiles / optional Abdeckungen	AN	(1)	(1)	(1)
B-2051-CF2 optional velette / optional cover profiles / optional Abdeckungen	AN	(1)	(1)	(1)
B-4121-CF2 optional velette / optional cover profiles / optional Abdeckungen	AN-IXE	(1)	(1)	(1)

B-5000 MAXIMINA



- Balaustra regolabile con veletta laterale continua. Optional supporti LED.
- Adjustable glass railings with continuous cover profile. Optional LED supports.
- Verstellbares Railing System mit Abdeckung. Optional LED Auflage.

COMPONENTI | COMPONENTS | EINZELTEILE ▶ 390



B-5000-G

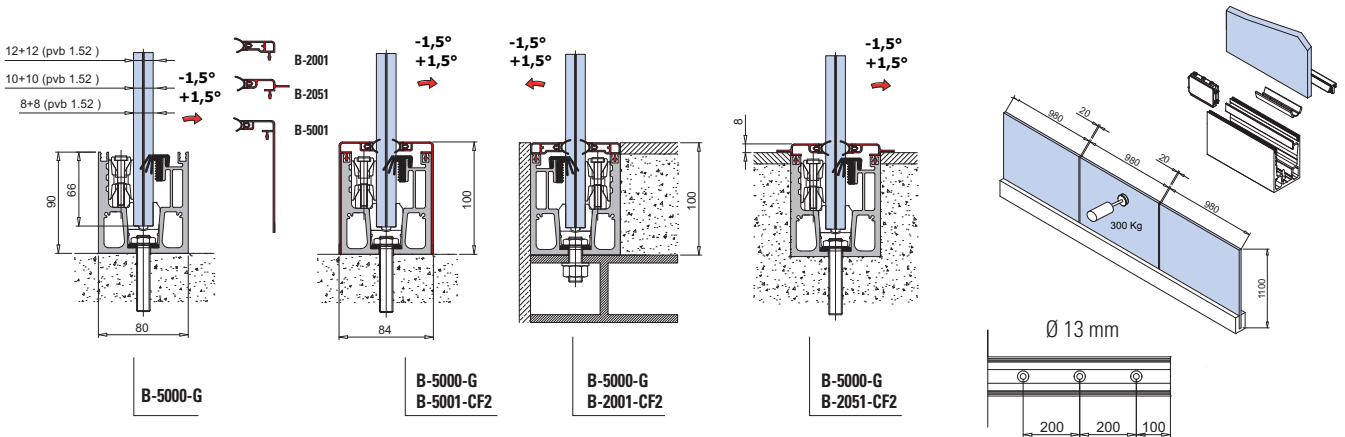
- Profilo balastra grezzo senza velette
- Railing profile raw without cover profiles
- Profil für Geländer roh ohne Abdeckungen

B-2001-CF2 | B-2051-CF2 | B-5001-CF2

- Velette
- Cover profiles
- Abdeckungen

B-SET-5000-8 (x 8+8) | B-SET-5000-10 (x 10+10)

- Set morsetti e guarnizioni
- Set clamps and gaskets
- Set Klemmen und Dichtungen



FB-041-P066

Set completo/mt L-3000 mm Complete set/mt L-3000 mm Komplett-Set L-3000 mm	FIN. OB.	Vetro Glass Glas	Morsetti/mt Clamps/mt Klemmen/lfm	Testato spinta Test side force Getestet Seitenkraft	Classe Class IT Klasse	Certificato Certificate Zertifikat
*B-5000-G SET KN 8	GR	8+8 1,52 pvb	2	150 kg	1	1 kN/m = 100 kg/m
*B-5000-G SET KN 10	GR	10+10 1,52 pvb	2	200 kg	1	1 kN/m = 100 kg/m
B-5010 SET KN 8	AN-IXE	8+8 1,52 pvb	2	150 kg	1	1 kN/m = 100 kg/m
B-5010 SET KN 10	AN-IXE	10+10 1,52 pvb	2	200 kg	1	1 kN/m = 100 kg/m

* Senza velette | Without cover profiles | Ohne Abdeckungen


SET COMPOSTO DA SET BESTEHEND AUS SET CONSISTING OF	FIN. OB.	B-5000-G SET KN 8	B-5000-G SET KN 10	B-5010 SET KN 8	B-5010 SET KN 10
B-5000-G	GR	1 pz/pcs L = 3000 mm	1 pz/pcs L = 3000 mm	1 pz/pcs L = 3000 mm	1 pz/pcs L = 3000 mm
B-SET-5000-8	-	1	-	1	-
B-SET-5000-10	-	-	1	-	1
B-5001-CF2	AN-IXE	-	-	1	1
B-2001-CF2 optional velette / optional cover profiles / optional Abdeckungen	AN	(1)	(1)	-	-
B-2051-CF2 optional velette / optional cover profiles / optional Abdeckungen	AN	(1)	(1)	-	-

B-2000



- Balaustra regolabile con jollypack doppio.
- Adjustable railing system with double jollypack.
- Verstellbares Railing System mit jollypack beidseitig.

COMPONENTI | COMPONENTS | EINZELTEILE ▶ 395

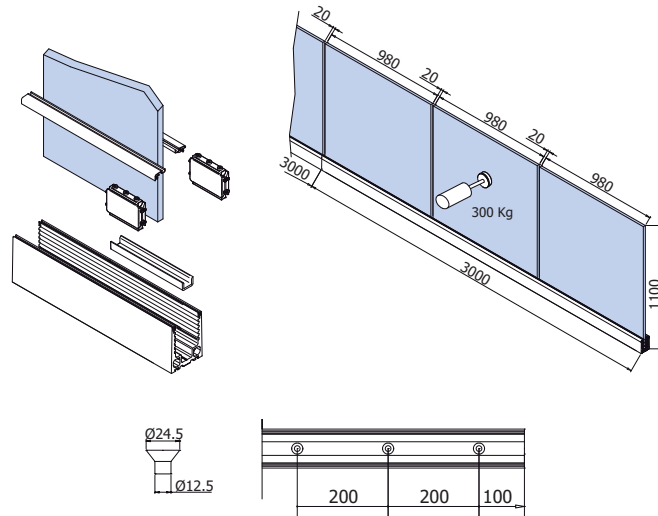
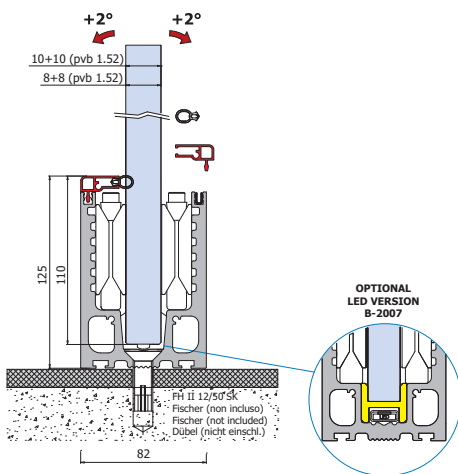


B-2000+B-2001-CF2

- Profilo balaustra + 2 Vette
- Railing profile + 2 Cover profiles
- Profil für Geländer mit Abdeckungen

B-SET JOLLY8(x8+8)|B-SET JOLLY10(x10+10)|B-SET JOLLY12(x12+12)

- Set morsetti e guarnizioni
- Set clamps and gaskets
- Set Klemmen und Dichtungen



xme286 i

Set completo/mt L-3000 mm Complete set/mt L-3000 mm Komplett-Set L-3000 mm	FIN. OB.	Vetro Glass Glas	Morsetti/mt Clamps/mt Klemmen/lfm	Testato spinta Test side force Getestet Seitenkraft	Classe Class IT Klasse	Certificato Certificate Zertifikat
B-2000 SET 1,5 KN 8	AN	8+8 1,52 pvb	4	150 kg	1	1 kN/m = 100 kg/m
B-2000 SET 3 KN 10	AN	10+10 1,52 pvb	4	300 kg	2	2 kN/m = 200 kg/m
B-2000 SET 4,5 KN 12	AN	12+12 1,52 pvb	10	450 kg	3	3 kN/m = 300 kg/m

SET COMPOSTO DA SET BESTEHEND AUS SET CONSISTING OF	FIN. OB.	B-2000 SET 1,5 KN 8	B-2000 SET 3 KN 10	B-2000 SET 4,5 KN 12
B-2000 + B-2001-CF2	AN	1 St/pcs L = 3000 mm	1 St/pcs L = 3000 mm	1 St/pcs L = 3000 mm
B-SET-JOLLY-8	-	1	-	-
B-SET-JOLLY-10	-	-	1	-
B-SET-JOLLY-12	-	-	-	1

B-5500 MAXIMA STADIUM - B-5600 MAXIMA STADIUM TRIPLO VETRO



- Progettato per stadi e luoghi pubblici per assorbire una grande spinta che, dai primi test aziendali, supera i 500 Kg, con lievi deformazioni del profilo.
- The product has been designed for the stadium and public area. This balustrade can grant a big side force which according to internal test can go over 500 kg force without profile deformation.
- Das Produkt wurde für Stadien und öffentliche Räume entwickelt. Die Balustrade kann große Kräfte aufnehmen. Internationale Tests beweisen, dass Kräfte über 500 kg aufgenommen werden können, ohne das Profil zu deformieren.

COMPONENTI | COMPONENTS | EINZELTEILE ▶ 390



B-2001-CF2 B-5500



B-2001-CF2 B-5600



B-2008

CLIPS

B-4101-8
B-4101-10
B-4101-12

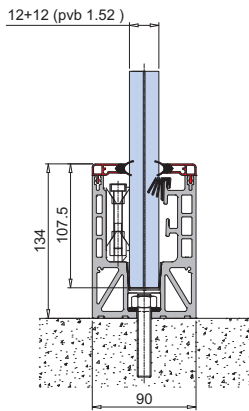
B-5500+B-2001-CF2

- Profilo balaustra + 2 Vele
- Railing profile + 2 Cover profiles
- Profil für Geländer mit Abdeckungen

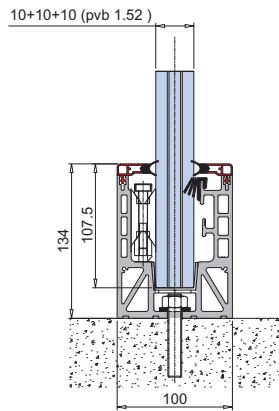
B-5600+B-2001-CF2

- Set morsetti e guarnizioni
- Set clamps and gaskets
- Set Klemmen und Dichtungen

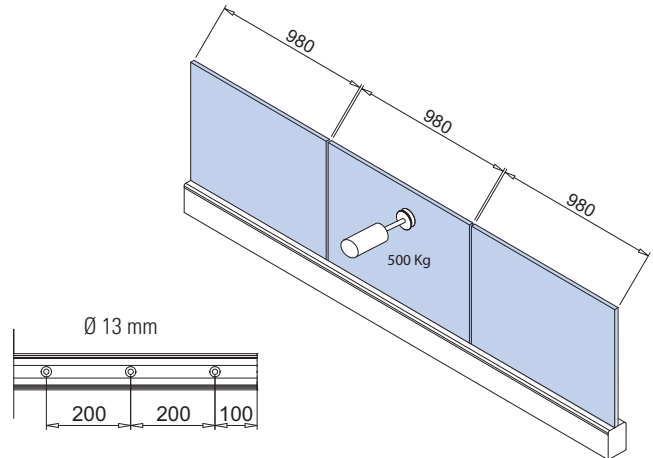
- Set morsetti e guarnizioni
- Set clamps and gaskets
- Set Klemmen und Dichtungen



B-5500



B-5600



B-2100



- Balaustra inclinata, regolabile.
- Inclined anti-vertigo railing system, adjustable.
- Verstellbares Railing System im Winkel gegen Höhenangst.

COMPONENTI | COMPONENTS | EINZELTEILE

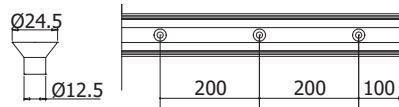
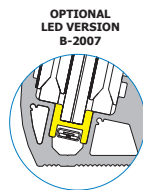
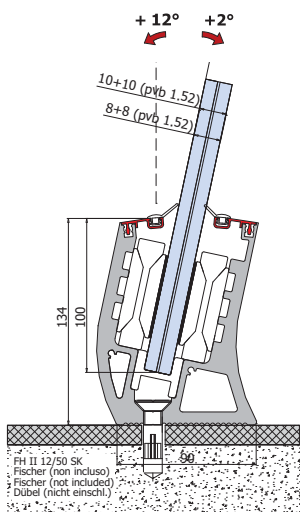


B-2100+B-2101-CF2

- Profilo balaustra + 2 Vette
- Railing profile + 2 Cover profiles
- Profil für Geländer mit Abdeckungen

B-SET JOLLY 8 (x 8+8) | B-SET JOLLY 10 (x 10+10) | B-SET JOLLY 12 (x 12+12)

- Set morsetti e guarnizioni
- Set clamps and gaskets
- Set Klemmen und Dichtungen



xme286 U

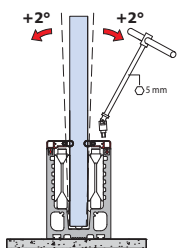
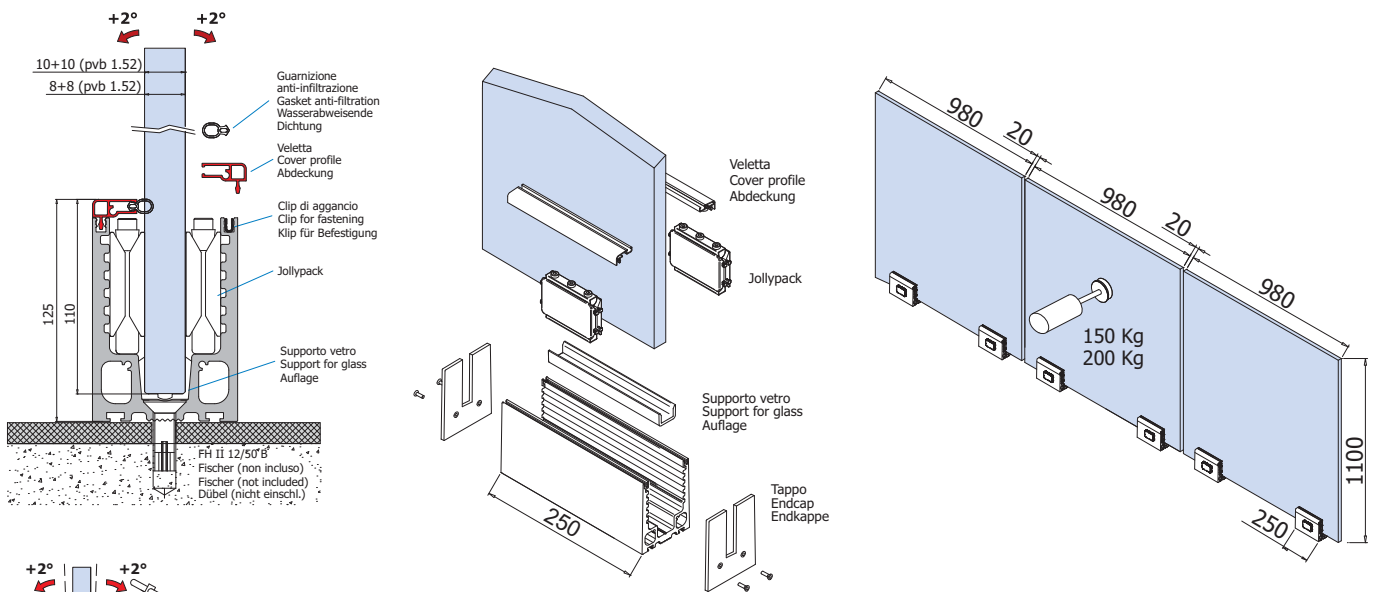
Set completo/mt L-3000 mm Complete set/mt L-3000 mm Komplett-Set L-3000 mm	FIN. OB.	Vetro Glass Glas	Morsetti/mt Clamps/mt Klemmen/l/m	Testato spinta Test side force Getestet Seitenkraft	Classe Class IT Klasse	Certificato Certificate Zertifikat
B-2100 SET 1,5 KN 8	AN	8+8 pvb	4	150 kg	1	1 kN/m = 100 kg/m
B-2100 SET 3 KN 10	AN	10+10 pvb	6	300 kg	2	2 kN/m = 200 kg/m
B-2100 SET 4,5 KN 12	AN	12+12 pvb	8	450 kg	3	3 kN/m = 300 kg/m

SET COMPOSTO DA SET BESTEHEND AUS SET CONSISTING OF	FIN. OB.	B-2000 SET 1,5 KN 8	B-2000 SET 3 KN 10	B-2000 SET 4,5 KN 12
B-2100 + B-2101-CF2	AN	1 St/pcs L = 3000 mm	1 St/pcs L = 3000 mm	1 St/pcs L = 3000 mm
B-SET-JOLLY-8	-	1	-	-
B-SET-JOLLY-10	-	-	1	-
B-SET-JOLLY-12	-	-	-	1

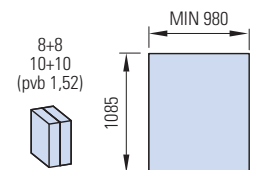
B-2020




- Balastra regolabile con moduli da 250 mm.
- Modular adjustable glass railings 250 mm.
- Verstellbares Railing System in teilen 250 mm.



Set completo/mt L-3000 mm Complete set/mt L-3000 mm Komplett-Set L-3000 mm	FIN. OB.	Vetro Glass Glas	Morsetti/mt Clamps/mt Klemmen/lfm	Testato spinta Test side force Getestet Seitenkraft	Classe Class IT Klasse	Certificato Certificate Zertifikat
B-2020 1,5 KN 8	AN	8+8 1,52 pvb	4	150 kg	1	1 kN/m = 100 kg/m
B-2020 2 KN 10	AN	10+10 1,52 pvb	4	200 kg	1	1 kN/m = 100 kg/m



xme286W



B-1100



- Balastra con cunei.
- Railing fixing with Wedges.
- Railing Befestigung mit Keilen.

COMPONENTI | COMPONENTS | EINZELTEILE

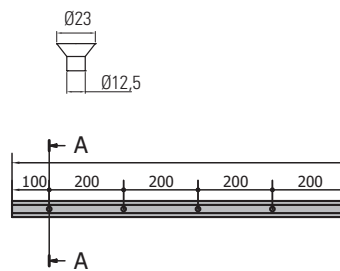
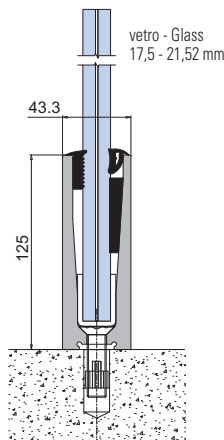


B-1100

- Profilo balastra grezzo senza vellete
- Railing profile raw without cover profiles
- Profil für Geländer roh ohne Abdeckungen

B-1102 (x 8+8) / B-1103 (x 10+10)

- Set cunei e guarnizioni
- Set Wedges and gaskets
- Set Keilen und Dichtungen



xfb032

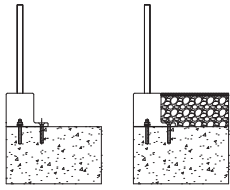
Set completo/mt L-3000 mm Complete set/mt L-3000 mm Komplett-Set L-3000 mm	FIN. OB.	Vetro Glass Glas	Testato spinta Test side force Getestet Seitenkraft	Classe IT Class IT Klasse IT	Certificato Certificate Zertifikat
B-1101 SET 1,5 KN 8	AN	8+8	150 kg	1	*1 kN/m = 100 kg/m
B-1100 SET 2 KN 10	AN	10+10	300 kg	2	2 kN/m = 200 kg/m

* non certificato - not certificated - nicht Zertifiziert

SET COMPOSTO DA SET BESTEHEND AUS SET CONSISTING OF	FIN. OB.	B-1100 SET 1,5 KN 8	B-1100 SET 2 KN 10
B-1100	AN	1 St/pcs L = 3000 mm	1 St/pcs L = 3000 mm
B-1102	-	1	-
B-1103	-	-	1

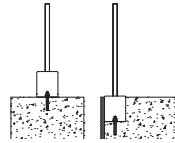


- PAVIMENTO LATERALE
- FLOOR INSTALLATION
- BODENMONTAGE



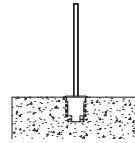
- ALTRE VERSIONI
- ODER TYPES
- ANDERE TYPEN
- PAVIMENTO
- FLOOR INSTALLATION
- BODENMONTAGE

▶ 352



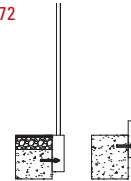
- INCASSATO
- RECESSED
- VERSENKT

▶ 366



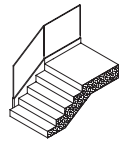
- ESTERNO
- SIDE INSTALLATION
- SEITENMONTAGE

▶ 372



- SCALA
- STAIRS
- TREPPE

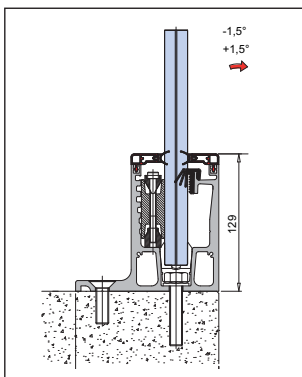
▶ 378



B-4300 MAXIMA

- Balastra con aletta per fissaggio spostato, regolabile. Optional supporti LED.
- Adjustable railing system, with side fixing. Optional LED supports.
- Verstellbares Railing System mit seitlicher Befestigung. Optional LED Auflage.

▶ 364



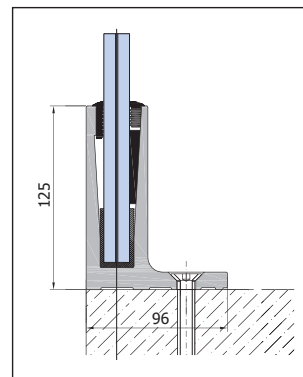
PRICE LIST 2017 ▶ 299



B-1101

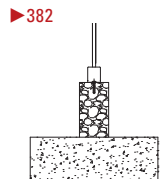
- Balaestre con cunei. Fissaggio a pavimento con aletta spostata.
- Floor installation with Wedges.
- Railing Befestigung mit Keilen.

▶ 365

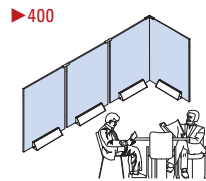


PRICE LIST 2017 ▶ 316

- MURETTO
- LOW WALL
- AUF ATTIKAMAUER




- PARAVENTO
- WINDSCREENS
- WINDSCHUTZSYSTEM



- ACCESSORI
- ACCESSORIES
- ZUBEHÖR



- PENSILINE
- CANOPIES
- VORDÄCHER



B-4300 MAXIMA



- Balaustra con aletta per fissaggio spostato, regolabile. Optional supporti LED.
- Adjustable railing system, with side fixing. Optional LED supports.
- Verstellbares Railing System mit seitlicher Befestigung. Optional LED Auflage.

COMPONENTI | COMPONENTS | EINZELTEILE ▶ 390

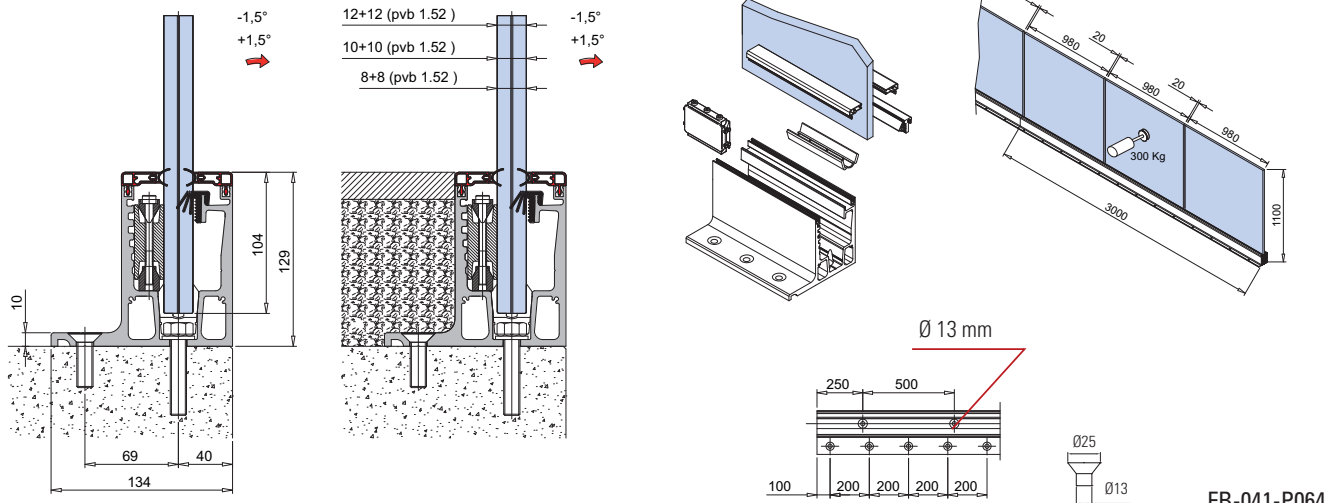


B-4300 | B-2001-CF2

- Profilo balaustra + 2 Veelette
- Railing profile + 2 Cover profiles
- Profil für Geländer mit Abdeckungen

B-SET MAX8(x8+8)|B-SET MAX10(x10+10)|B-SET MAX12

- Set morsetti e guarnizioni
- Set clamps and gaskets
- Set Klemmen und Dichtungen



FB-041-P064

Set completo/mt L-3000 mm Complete set/mt L-3000 mm Komplett-Set L-3000 mm	FIN. OB.	Vetro Glass Glas	Morsetti/mt Clamps/mt Klemmen/lfm	Testato spinta Test side force Getestet Seitenkraft	Classe Class IT Klasse	Certificato Certificate Zertifikat
B-4300 SET 1,5 KN 8	AN	8+8 1,52 pvb	2	150 kg	1	1 kN/m = 100 kg/m
B-4300 SET 3 KN 10	AN	10+10 1,52 pvb	2	300 kg	2	2 kN/m = 200 kg/m
B-4300 SET 4,5 KN 12	AN	12+12 1,52 pvb	4	450 kg	3	3 kN/m = 300 kg/m

SET COMPOSTO DA SET BESTEHEND AUS SET CONSISTING OF	FIN. OB.	B-4300 SET 1,5 KN 8	B-4300 SET 3 KN 10	B-4300 SET 4,5 KN 12
B-4300 + B-2001-CF2	AN	1 pz/pcs L = 3000 mm	1 pz/pcs L = 3000 mm	1 pz/pcs L = 3000 mm
B-SET-MAX-8	-	1	-	-
B-SET-MAX-10	-	-	1	-
B-SET-MAX-12	-	-	-	1

B-1101



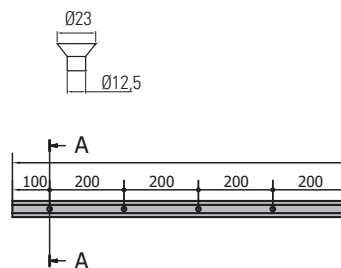
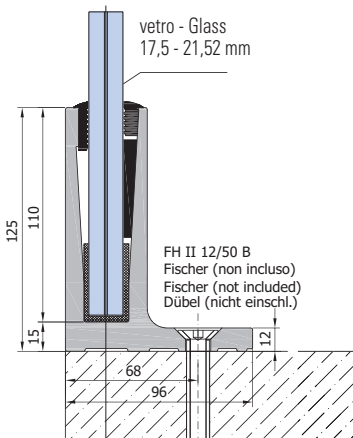
- Fissaggio a pavimento con aletta spostata.
- Floor installation with side fixing.
- Bodenmontage mit seitlicher Befestigung.

COMPONENTI | COMPONENTS | EINZELTEILE



- B-1101**
- Profilo balastra
 - Railing profile
 - Profil für Geländer

- B-1102 (x 8+8) / B-1103 (x 10+10)**
- Set cunei e guarnizioni
 - Set Wedges and gaskets
 - Set Keilen und Dichtungen



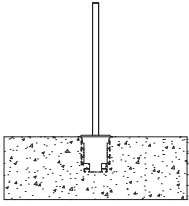
xfb032

Set completo/mt L-3000 mm Complete set/mt L-3000 mm Komplett-Set L-3000 mm	FIN. OB.	Vetro Glass Glas	Testato spinta Test side force Getestet Seitenkraft	Classe Class IT Klasse	Certificato Certificate Zertifikat
B-1100 SET 1,5KN 8	AN	8+8 1,52 pvb	150 kg	*1	1 kN/m = 100 kg/m
B-1100 SET 2KN 10	AN	10+10 1,52 pvb	300 kg	2	2 kN/m = 200 kg/m

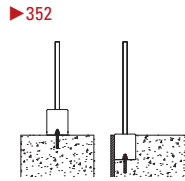
* non certificato - not certificated - nicht Zertifiziert

SET COMPOSTO DA SET BESTEHEND AUS SET CONSISTING OF	FIN. OB.	B-1101 SET 1,5 KN 8	B-1101 SET 3 KN 10
B-1101	AN	1 St/pcs L = 3000 mm	1 St/pcs L = 3000 mm
B-1102	-	1	-
B-1103	-	-	1

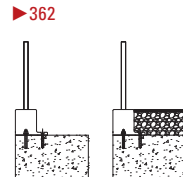
- **INCASSATO**
- **RECESSED**
- **VERSENKT**



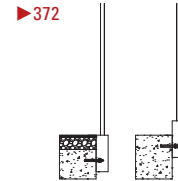
- **ALTRE VERSIONI**
- **ODER TYPES**
- **ANDERE TYPEN**
- **PAVIMENTO**
- **FLOOR INSTALLATION**
- **BODENMONTAGE**



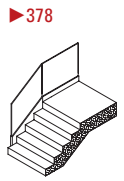
- **PAVIMENTO LATERALE**
- **FLOOR INSTALLATION**
- **BODENMONTAGE**



- **ESTERNO**
- **SIDE INSTALLATION**
- **SEITENMONTAGE**



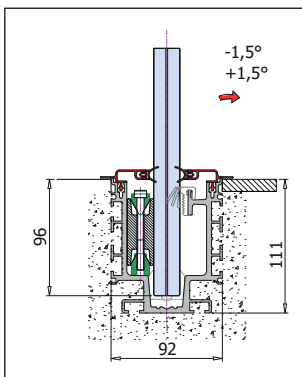
- **SCALA**
- **STAIRS**
- **TREPPE**



B-4050 MAXIMA

- Balastra incassata nel pavimento, regolabile. Optional supporti LED.
- Adjustable railing system, recessed in the floor. Optional LED supports.
- Verstellbares Railing System im Boden versenkt. Optional LED Auflage.

▶ 368



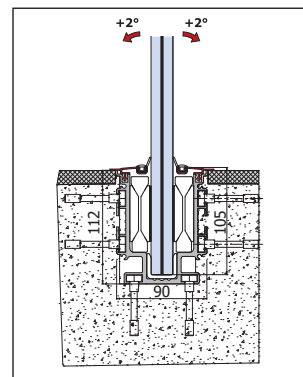
PRICE LIST 2017 ▶ 297



B-2050 JOLLY PACK

- Balastra incassata nel pavimento, regolabile con doppio jollypack.
- Adjustable railing system, with double jollypack, recessed in the floor.
- Verstellbares Railing System mit jollypack beidseitig, im Boden versenkt.

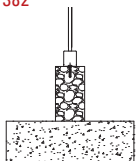
▶ 369



PRICE LIST 2017 ▶ 313

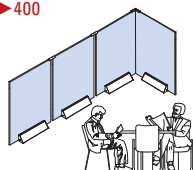
- MURETTO
- LOW WALL
- AUF ATTIKAMAUER

▶ 382



- PARAVENTO
- WINDSCREENS
- WINDSCHUTZSYSTEM

▶ 400



- ACCESSORI
- ACCESSORIES
- ZUBEHÖR

▶ 406



- PENSILINE
- CANOPIES
- VORDÄCHER

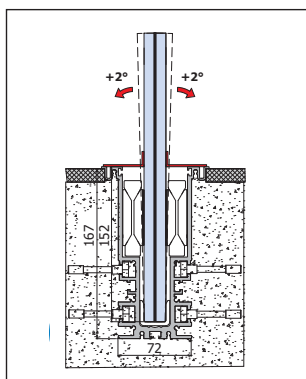
▶ 416



B-2060 JOLLY PACK

- Balaustra incassata nel pavimento, regolabile con doppio jollypack.
- Adjustable railing system, with double jollypack, recessed in the floor.
- Verstellbares Railing System mit jollypack beidseitig, im Boden versenkt.

▶ 370



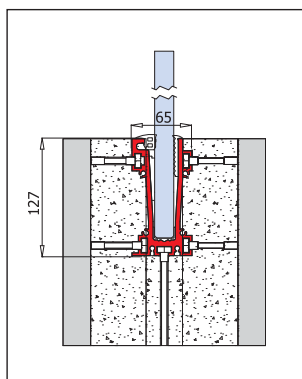
PRICE LIST 2017 ▶ 313



B-1050

- Balaustra incassata nel pavimento, con cunei.
- Railing system, recessed in the floor with Wedges.
- Railing System im Boden versenkt, mit Keilen.

▶ 371




PRICE LIST 2017 ▶ 315

B-4050 MAXIMA



- Balaustrea incassata nel pavimento, regolabile. Optional supporti LED.
- Adjustable railing system, recessed in the floor. Optional LED supports.
- Verstellbares Railing System im Boden versenkt. Optional LED Auflage.

COMPONENTI | COMPONENTS | EINZELTEILE ▶ 390

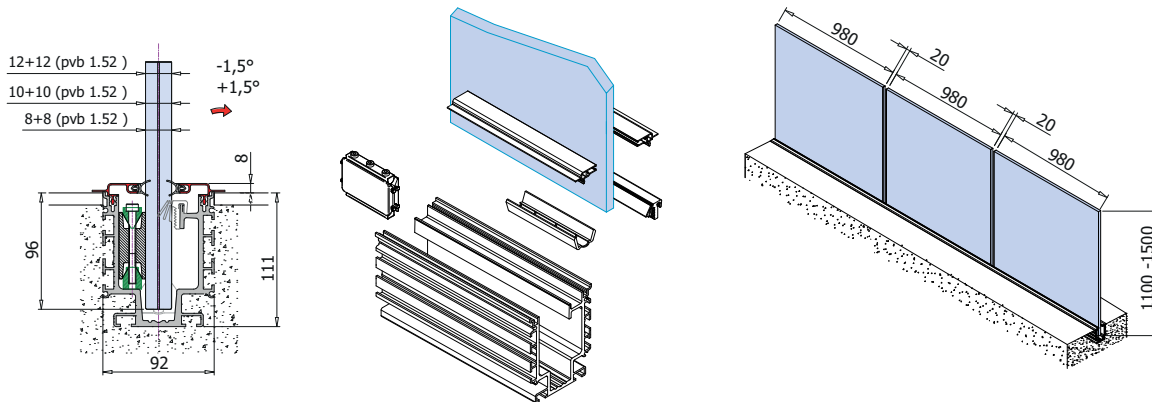


B-4050 | B-2051-CF2

- Profilo balaustrea + 2 Veelette
- Railing profile + 2 Cover profiles
- Profil für Geländer mit Abdeckungen

B-SET MAX 8(x 8+8) | B-SET MAX 10(x 10+10) | B-SET MAX 12

- Set morsetti e guarnizioni
- Set clamps and gaskets
- Set Klemmen und Dichtungen



FB-041-P062

Set completo/mt L-3000 mm Complete set/mt L-3000 mm Komplett-Set L-3000 mm	FIN. OB.	Vetro Glass Glas	Morsetti/mt Clamps/mt Klemmen/lfm	Testato spinta Test side force Getestet Seitenkraft	Classe Class IT Klasse	Certificato Certificate Zertifikat
B-4050 SET 1,5 KN 8	AN	8+8 1,52 pvb	2	150 kg	1	1 kN/m = 100 kg/m
B-4050 SET 3 KN 10	AN	10+10 1,52 pvb	2	300 kg	2	2 kN/m = 200 kg/m
B-4050 SET 4,5 KN 12	AN	12+12 1,52 pvb	4	450 kg	3	3 kN/m = 300 kg/m


SET COMPOSTO DA SET BESTEHEND AUS SET CONSISTING OF	FIN. OB.	B-4050 SET 1,5 KN 8	B-4050 SET 3 KN 10	B-4050 SET 4,5 KN 12
B-4050 + B-2051-CF2	AN	1 pz/pcs L = 3000 mm	1 pz/pcs L = 3000 mm	1 pz/pcs L = 3000 mm
B-SET-MAX 8	-	1	-	-
B-SET-MAX 10	-	-	1	-
B-SET-MAX 12	-	-	-	1

B-2050 JOLLY PACK



- Balaustra incassata nel pavimento, regolabile con doppio jollypack.
- Adjustable railing system, with double jollypack, recessed in the floor.
- Verstellbares Railing System mit jollypack beidseitig, im Boden versenkt.

COMPONENTI | COMPONENTS | EINZELTEILE ▶ 395

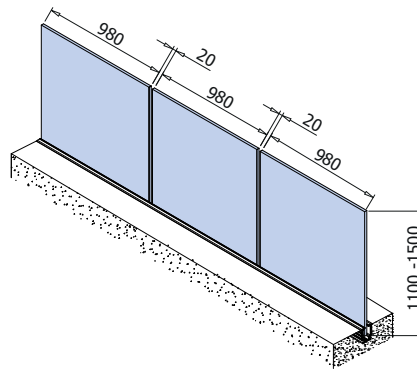
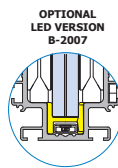
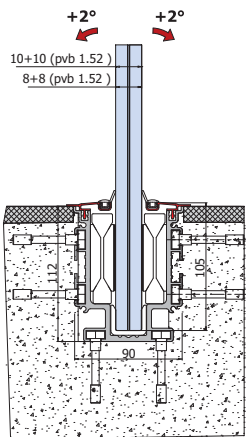


B-2050+B-2051-CF2

- Profilo balaustra + 2 Vette
- Railing profile + 2 Cover profiles
- Profil für Geländer mit Abdeckungen

B-SET JOLLY8(x8+8)|B-SET JOLLY10(x10+10)|B-SET JOLLY10/3(x10+10)

- Set morsetti e guarnizioni
- Set clamps and gaskets
- Set Klemmen und Dichtungen



xruxme286 M

Set completo/mt L-3000 mm Complete set/mt L-3000 mm Komplett-Set L-3000 mm	FIN. OB.	Vetro Glass Glas	Morsetti/mt Clamps/mt Klemmen/lfm	Testato spinta Test side force Getestet Seitenkraft	Classe IT Class IT Klasse IT	Certificato Certificate Zertifikat
B-2050 SET 1,5 KN 8	AN	8+8 1,52 pvb	4	150 kg	1	1 kN/m = 100 kg/m
B-2050 SET 3 KN 10	AN	10+10 1,52 pvb	4	300 kg	2	2 kN/m = 200 kg/m
B-2050 SET 3 KN 10	AN	10+10 1,52 pvb	6	450 kg	3	3 kN/m = 300 kg/m


SET COMPOSTO DA SET BESTEHEND AUS SET CONSISTING OF	FIN. OB.	B-2050 SET 1,5 KN 8	B-2050 SET 2 KN 10	B-2050 SET 3 KN 10
B-2050 + B-2051-CF2	AN	1 St/pcs L = 3000 mm	1 St/pcs L = 3000 mm	1 St/pcs L = 3000 mm
B-SET-JOLLY-8	-	1	-	-
B-SET-JOLLY-10	-	-	1	-
B-SET-JOLLY-10/3	-	-	-	1

B-2060 JOLLY PACK




- Balaustra incassata nel pavimento, regolabile con doppio jollypack.
- Adjustable railing system, with double jollypack, recessed in the floor.
- Verstellbares Railing System mit jollypack beidseitig, im Boden versenkt.

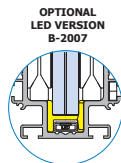
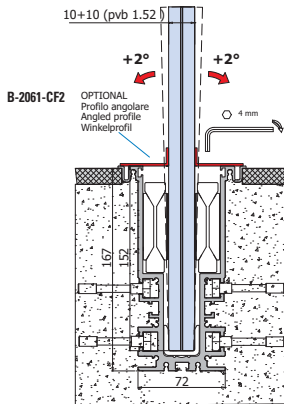
COMPONENTI | COMPONENTS | EINZELTEILE ▶ 395



- B-2060+B-2061-CF2**
- Profilo balastra + 2 Veelette
 - Railing profile + 2 Cover profiles
 - Profil für Geländer mit Abdeckungen



- B-SET JOLLY 10 (x 10+10) | B-SET JOLLY 10/3 (x 10+10)**
- Set morsetti e guarnizioni
 - Set clamps and gaskets
 - Set Klemmen und Dichtungen



xruxme286 M

Set completo/mt L-3000 mm Complete set/mt L-3000 mm Komplett-Set L-3000 mm	FIN. OB.	Vetro Glass Glas	Morsetti/mt Clamps/mt Klemmen/lfm	Testato spinta Test side force Getestet Seitenkraft	Classe IT Class IT Klasse IT	Certificato Certificate Zertifikat
*B-2060 SET 2KN 10	GR	10+10 1,52 pvb	4	300 kg	2	2kN/m=200 kg/m
*B-2060 SET 3KN 10	GR	10+10 1,52 pvb	6	450 kg	3	3kN/m=300 kg/m

* Senza veelette | Without cover profiles | Ohne Abdeckungen


SET COMPOSTO DA SET BESTEHEND AUS SET CONSISTING OF	FIN. OB.	B-2060 SET 2 KN 10	B-2060 SET 3 KN 10
B-2060	GR	1 pz/pcs L = 3000 mm	1 pz/pcs L = 3000 mm
B-SET-JOLLY 10	-	1	-
B-SET-JOLLY 10/3	-	-	1
B-2061-CF2 optional veelette / optional cover profiles / optional Abdeckungen	AN	(1)	(1)

B-1050



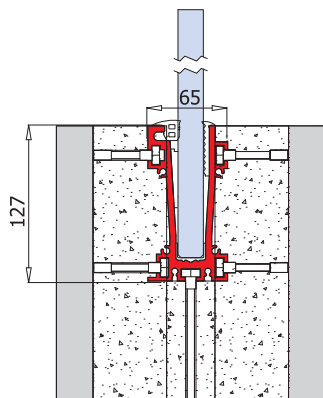
- Incassata nel pavimento.
- Recessed in the floor.
- Im Boden versenkt.

COMPONENTI | COMPONENTS | EINZELTEILE



- B-1050**
- Profilo balastra
 - Railing profile
 - Profil für Geländer

- B-1102 (x 8+8) / B-1103 (x 10+10)**
- Set cunei e guarnizioni
 - Set Wedges and gaskets
 - Set Keilen und Dichtungen



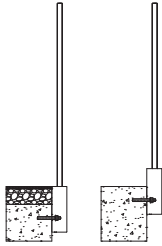
xme105

Set completo/mt L-3000 mm Complete set/mt L-3000 mm Komplett-Set L-3000 mm	FIN. OB.	Vetro Glass Glas	Testato spinta Test side force Getestet Seitenkraft	Classe IT Class IT Klasse IT	Certificato Certificate Zertifikat
B-1050 SET 1,5KN 8	GR	8 + 8 1.52 pvb	150 kg	1	*1kN/m=100 kg/m
B-1050 SET 2KN 10	GR	10+10 1.52 pvb	300 kg	2	2kN/m=200 kg/m

* non certificato - not certificated - nicht Zertifiziert

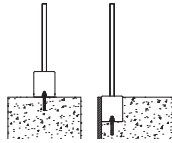
SET COMPOSTO DA SET BESTEHEND AUS SET CONSISTING OF	FIN. OB.	B-1050 SET 1,5 KN 8	B-1050 SET 2 KN 10
B-1050	GR	1 St/pcs L = 3000 mm	1 St/pcs L = 3000 mm
B-1102	-	1	-
B-1103	-	-	1

• **ESTERNO**
• **SIDE INSTALLATION**
• **SEITENMONTAGE**



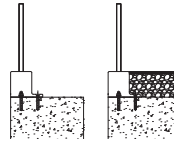
- **ALTRE VERSIONI**
- **ODER TYPES**
- **ANDERE TYPEN**
- **PAVIMENTO**
- **FLOOR INSTALLATION**
- **BODENMONTAGE**

▶ 352



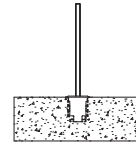
- **PAVIMENTO LATERALE**
- **FLOOR INSTALLATION**
- **BODENMONTAGE**

▶ 362



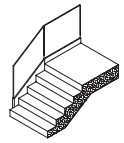
- **INCASSATO**
- **RECESSED**
- **VERSENKT**

▶ 366



- **SCALA**
- **STAIRS**
- **TREPPE**

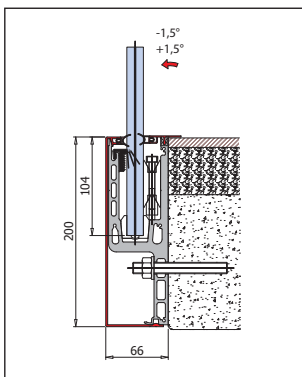
▶ 378



B-6200 LUXOR

- Balastra a montaggio laterale regolabile.
- Adjustable railing system, side installation.
- Verstellbares Ganzglasgeländer System Seitenmontage.

▶ 374



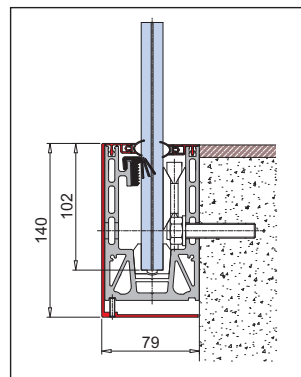
PRICE LIST 2017 ▶ 291



B-6250 LUXOR

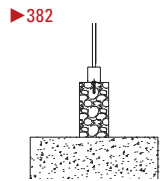
- Balastra a montaggio laterale regolabile.
- Adjustable railing system, side installation.
- Verstellbares Ganzglasgeländer System Seitenmontage.

▶ 375

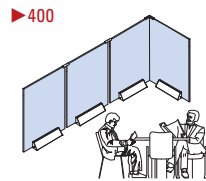


PRICE LIST 2017 ▶ 290

- MURETTO
- LOW WALL
- AUF ATTIKAMAUER




- PARAVENTO
- WINDSCREENS
- WINDSCHUTZSYSTEM



- ACCESSORI
- ACCESSORIES
- ZUBEHÖR



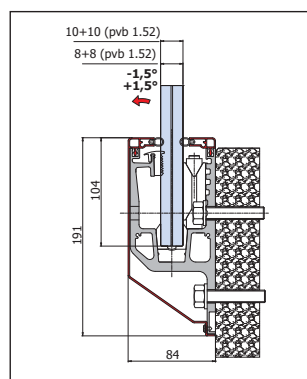
- PENSILINE
- CANOPIES
- VORDÄCHER



B-4200 MAXIMA

- Balaustra a montaggio laterale regolabile.
- Adjustable railing system, side installation.
- Verstellbares Ganzglasgeländer System Seitenmontage.

▶ 376





PRICE LIST 2017 ▶ 298

B-6200 LUXOR BALCONY



- Balastra a montaggio laterale regolabile.
- Adjustable railing system, side installation.
- Verstellbares Ganzglasgeländer System Seitenmontage.

COMPONENTI | COMPONENTS | EINZELTEILE ▶ 386

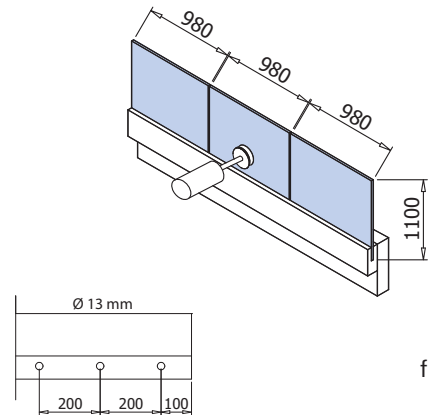
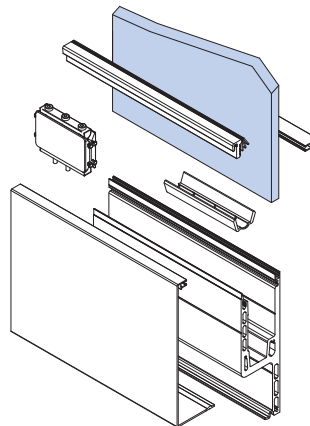
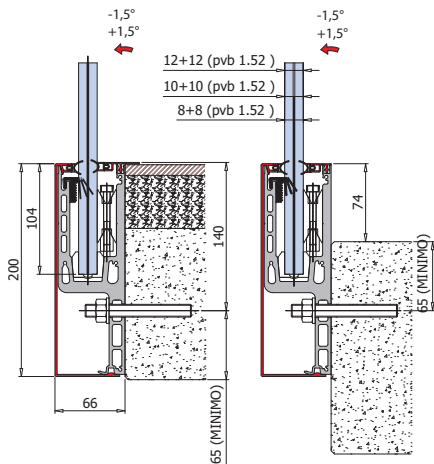


B-6200-G+B-6201-CF2

- Profilo balastra + 2 Veelette
- Railing profile + 2 Cover profiles
- Profil für Geländer mit Abdeckungen

B-SET LUX 8 | B-SET LUX 10 | B-SET LUX-12

- Set morsetti e guarnizioni
- Set clamps and gaskets
- Set Klemmen und Dichtungen



fb041p073

Set completo/mt L-3000 mm Complete set/mt L-3000 mm Komplett-Set L-3000 mm	FIN. OB.	Vetro Glass Glas	Morsetti/mt Clamps/mt Klemmen/lfm	Testato spinta Test side force Getestet Seitenkraft	Classe Class IT Klasse	Certificato Certificate Zertifikat
B-6200 SET 1,5 KN 8	AN-IXE	8+8 1,52 pvb	2	150 kg	1	1 kN/m = 100 kg/m
B-6200 SET 3 KN 10	AN-IXE	10+10 1,52 pvb	2	300 kg	2	2 kN/m = 200 kg/m
B-6200 SET 4,5 KN 12	AN-IXE	12+12 1,52 pvb	4	450 kg	3	3 kN/m = 300 kg/m
B-6200-G SET 1,5 KN 8	GR	8+8 1,52 pvb	2	150 kg	1	1 kN/m = 100 kg/m
B-6200-G SET 3 KN 10	GR	10+10 1,52 pvb	2	300 kg	2	2 kN/m = 200 kg/m


SET COMPOSTO DA SET BESTEHEND AUS SET CONSISTING OF	FIN. OB.	B-6200 SET 1,5 KN 8	B-6200 SET 3 KN 10	B-6200 SET 4,5 KN 12	B-6200-G SET 1,5 KN 8	B-6200-G SET 3 KN 10
B-6200-G	GR	1 St/pcs L = 3000 mm	1 St/pcs L = 3000 mm	1 St/pcs L = 3000 mm	1 St/pcs L = 3000 mm	1 St/pcs L = 3000 mm
B-SET-LUX-8	-	1	-	-	1	-
B-SET-LUX-10	-	-	1	-	-	1
B-SET-LUX-12	-	-	-	1	-	-
B-6201-CF2	AN-IXE	1	1	1	-	-

B-6250 LUXOR CLIMB



- Balaustra a montaggio laterale regolabile.
- Adjustable railing system, side installation.
- Verstellbares Ganzglasgelandersystem Seitenmontage.

COMPONENTI | COMPONENTS | EINZELTEILE ▶ 386

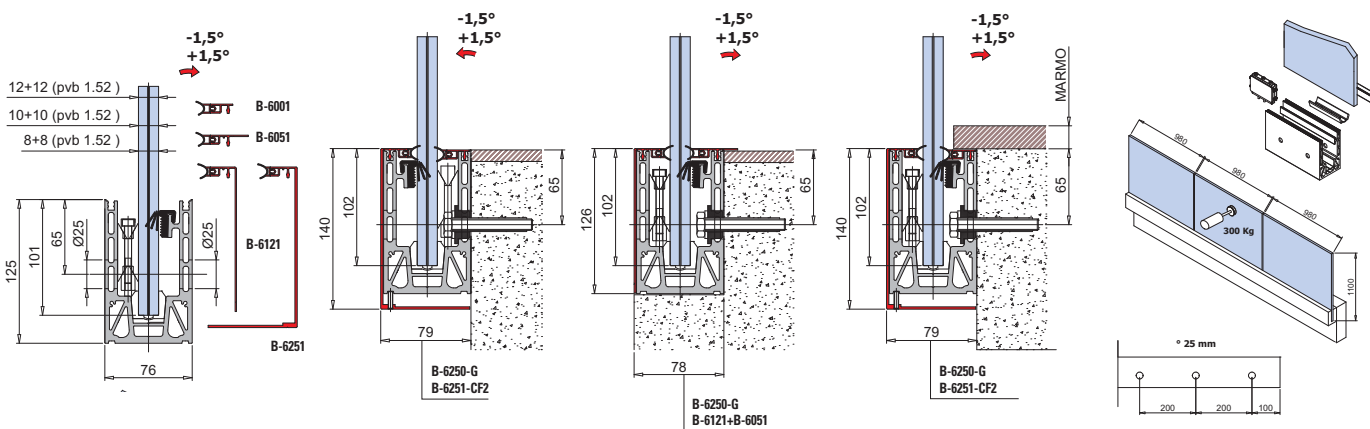


B-6200-G+B-6251-CF2

- Profilo balaustra + 2 Vette
- Railing profile + 2 Cover profiles
- Profil für Geländer mit Abdeckungen

B-SET LUX 8 | B-SET LUX 10 | B-SET LUX 12

- Set morsetti e guarnizioni
- Set clamps and gaskets
- Set Klemmen und Dichtungen



fb041p072

Set completo/mt L-3000 mm Complete set/mt L-3000 mm Komplett-Set L-3000 mm	FIN. OB.	Vetro Glass Glas	Morsetti/mt Clamps/mt Klemmen/lfm	Testato spinta Test side force Getestet Seitenkraft	Classe Class IT Klasse	Certificato Certificate Zertifikat
B-6250 SET 1,5 KN 8	AN-IXE	8+8 1,52 pvb	2	150 kg	1	1 kN/m = 100 kg/m
B-6250 SET 3 KN 10	AN-IXE	10+10 1,52 pvb	2	300 kg	2	2 kN/m = 200 kg/m
B-6250 SET 4,5 KN 12	AN-IXE	12+12 1,52 pvb	4	450 kg	3	3 kN/m = 300 kg/m
B-6250-G-SET 1,5 KN 8	GR	8+8 +1,52 pvb	2	150 kg	1	1 kN/m = 100 kg/m
B-6250-G-SET 3 KN 10	GR	10+10+1,52 pvb	2	300 kg	2	2 kN/m = 200 kg/m



SET COMPOSTO DA SET BESTEHEND AUS SET CONSISTING OF	FIN. OB.	B-6250 SET 1,5 KN 8	B-6250 SET KN 10	B-6250 SET KN 12	B-6250-G SET 1,5 KN 8	B-6250-G SET 3 KN 10
B-6250-G	GR	1 St/pcs L = 3000 mm	1 St/pcs L = 3000 mm	1 St/pcs L = 3000 mm	1 St/pcs L = 3000 mm	1 St/pcs L = 3000 mm
B-6251-CF2	AN-IXE	1	1	1	-	-
B-SET-LUX-8	-	1	-	-	1	-
B-SET-LUX-10	-	-	1	-	-	1
B-SET-LUX-12	-	-	-	1	-	-
B-6051-CF2 optional vettle / optional cover profiles / optional Abdeckungen	AN-IXE	(1)	(1)	(1)	(1)	(1)
B-6121-CF2 optional vettle / optional cover profiles / optional Abdeckungen	AN-IXE	(1)	(1)	(1)	(1)	(1)

B-4200 MAXIMA



- Balaustra a montaggio laterale, regolabile. Optional supporti LED.
- Adjustable railing system, side installation. Optional LED supports.
- Verstellbares Railing System Wandmontage. Optional LED Auflage.

COMPONENTI | COMPONENTS | EINZELTEILE ▶ 390

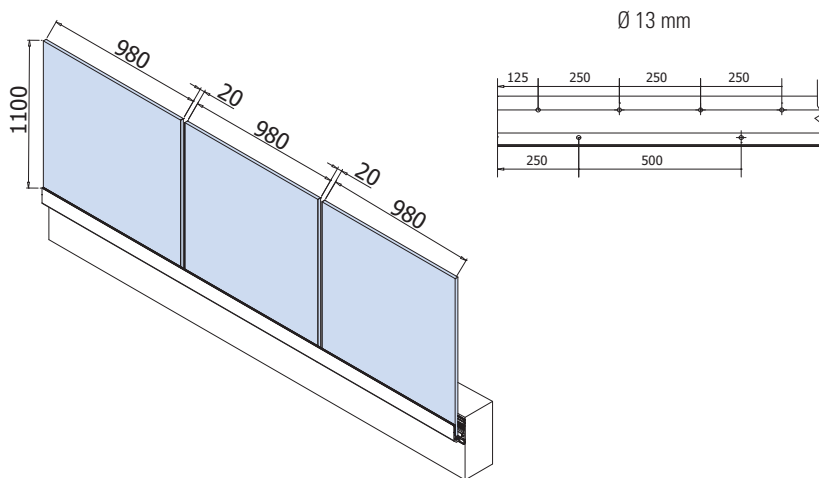
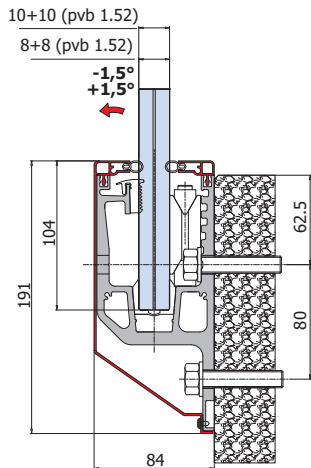


B-4200 | B-4201-CF2

- Profilo balaustra + 2 Velelle
- Railing profile + 2 Cover profiles
- Profil für Geländer mit Abdeckungen

B-SET MAX 8(x 8+8) | B-SET MAX 10(x 10+10) | B-SET MAX 12(x 12+12)

- Set morsetti e guarnizioni
- Set clamps and gaskets
- Set Klemmen und Dichtungen



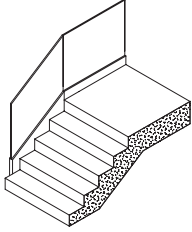
xme286 G

Set completo/mt L-3000 mm Complete set/mt L-3000 mm Komplett-Set L-3000 mm	FIN. OB.	Vetro Glass Glas	Morsetti/mt Clamps/mt Klemmen/lfm	Testato spinta Test side force Getestet Seitenkraft	Classe Class IT Klasse	Certificato Certificate Zertifikat
B-4200 SET 1,5 KN 8	AN-IXE	8+8 1,52 pvb	2	150 kg	1	1 kN/m = 100 kg/m
B-4200 SET 3 KN 10	AN-IXE	10+10 1,52 pvb	2	300 kg	2	2 kN/m = 200 kg/m
B-4200 SET 4,5 KN 12	AN-IXE	12+12 1,52 pvb	4	450 kg	3	3 kN/m = 300 kg/m

SET COMPOSTO DA SET BESTEHEND AUS SET CONSISTING OF	FIN. OB.	B-4200 SET 1,5 KN 8	B-4200 SET 3 KN 10	B-4200 SET 4,5 KN 12
B-4200 + B-4201-CF2	AN-IXE	1 pz/pcs L = 3000 mm	1 pz/pcs L = 3000 mm	1 pz/pcs L = 3000 mm
B-SET-MAX 8	-	1	-	-
B-SET-MAX 10	-	-	1	-
B-SET-MAX 12	-	-	-	1

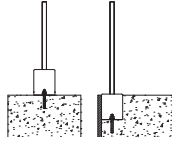


- SCALA
- STAIRS
- TREPPE



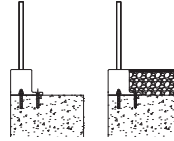
- ALTRE VERSIONI
- ODER TYPES
- ANDERE TYPEN
- PAVIMENTO
- FLOOR INSTALLATION
- BODENMONTAGE

▶ 352



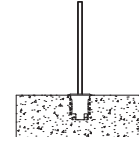
- PAVIMENTO LATERALE
- FLOOR INSTALLATION
- BODENMONTAGE

▶ 362



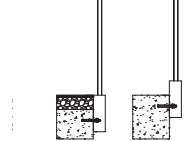
- INCASSATO
- RECESSED
- VERSENKT

▶ 366



- ESTERNO
- SIDE INSTALLATION
- SEITENMONTAGE

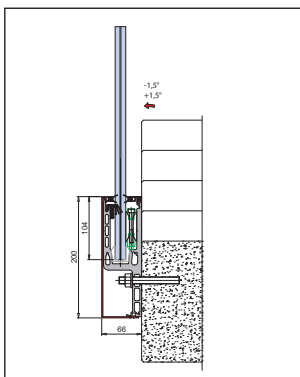
▶ 372



B-6220 LUXOR

- Balastra a montaggio laterale regolabile per scale.
- Adjustable railing system, side installation for stairs.
- Verstellbares Ganzglasgeländer System Seitenmontage für Treppe.

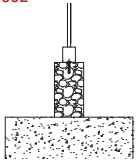
▶ 380



PRICE LIST 2017 ▶ 292

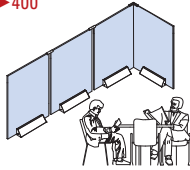
- MURETTO
- LOW WALL
- AUF ATTIKAMAUER

▶ 382



- PARAVENTO
- WINDSCREENS
- WINDSCHUTZSYSTEM

▶ 400




- ACCESSORI
- ACCESSORIES
- ZUBEHÖR

▶ 406



- PENSILINE
- CANOPIES
- VORDÄCHER

▶ 416





B-6220 LUXOR STAIRS



- Balastr a montaggio laterale regolabile per scale
- Adjustable railing system side installation for stairs.
- Verstellbares Ganzglasgeländer System für Treppe Seitenmontage.

COMPONENTI | COMPONENTS | EINZELTEILE ▶ 386

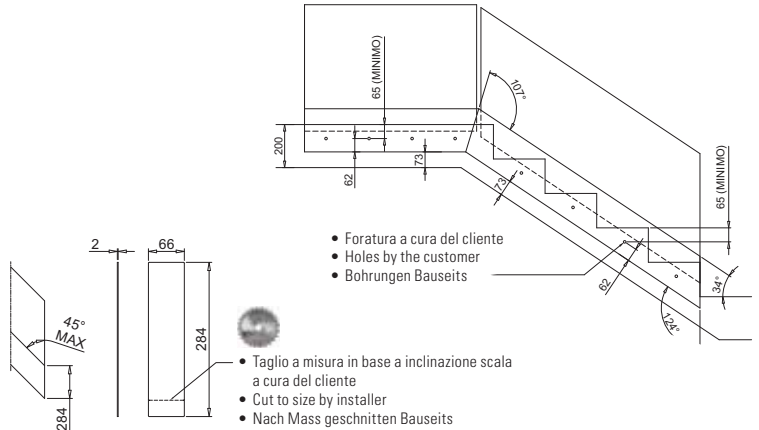
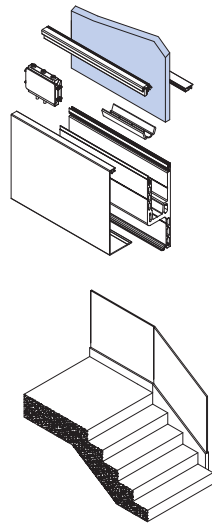
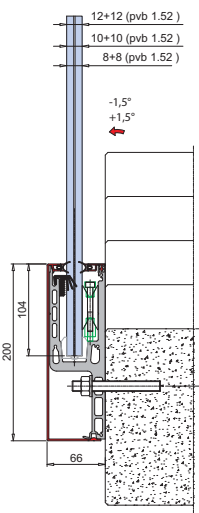


B-6220+B-6201-CF2

- Profilo balastr a + 2 Veelette
- Railing profile + 2 Cover profiles
- Profil für Geländer mit Abdeckungen

B-SET LUX 8 | B-SET LUX 10 | B-SET LUX-12

- Set morsetti e guarnizioni
- Set clamps and gaskets
- Set Klemmen und Dichtungen



B-6226

- Tappo
- Endcap
- Endkappe

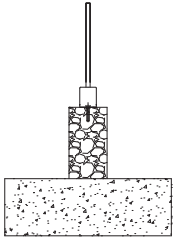
fb041p074

Set completo/mt L-3000 mm Complete set/mt L-3000 mm Komplett-Set L-3000 mm	FIN. OB.	Vetro Glass Glas	Morsetti/mt Clamps/mt Klemmen/lfm	Testato spinta Test side force Getestet Seitenkraft	Classe Class IT Klasse	Certificato Certificate Zertifikat
B-6220 SET 1,5 KN 8	AN / IXE	8+8 1,52 pvb	2	150 kg	1	1 kN/m = 100 kg/m
B-6220 SET 3 KN 10	AN / IXE	10+10 1,52 pvb	2	300 kg	2	2 kN/m = 200 kg/m
B-6220 SET 4,5 KN 12	AN / IXE	12+12 1,52 pvb	4	450 kg	3	3 kN/m = 300 kg/m

SET COMPOSTO DA SET BESTEHEND AUS SET CONSISTING OF	FIN. OB.	B-6220 SET 1,5 KN 8	B-6220 SET 3 KN 10	B-6220 SET 4,5 KN 12
B-6220	AN	1 St/pcs L = 3000 mm	1 St/pcs L = 3000 mm	1 St/pcs L = 3000 mm
B-SET-LUX-8	-	1	-	-
B-SET-LUX-10	-	-	1	-
B-SET-LUX-12	-	-	-	1
B-6201-CF2	AN-IXE	1	1	1

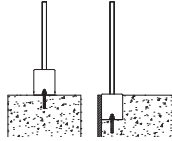


- MURETTO
- LOW WALL
- AUF ATTIKAMAUER



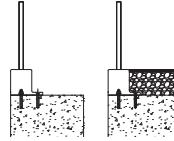
- ALTRE VERSIONI
- ODER TYPES
- ANDERE TYPEN
- PAVIMENTO
- FLOOR INSTALLATION
- BODENMONTAGE

▶ 352



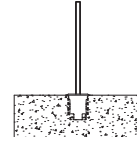
- PAVIMENTO LATERALE
- FLOOR INSTALLATION
- BODENMONTAGE

▶ 362



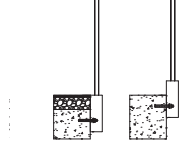
- INCASSATO
- RECESSED
- VERSENKT

▶ 366



- ESTERNO
- SIDE INSTALLATION
- SEITENMONTAGE

▶ 372



B-2500 MAXIMA MURETTO

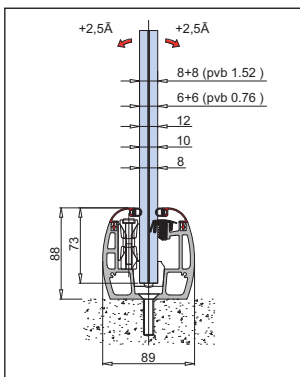
- Balastra regolabile per muretto.
- Adjustable railing system for installation on the top of the wall.
- Verstellbares Railing-System für Montage auf Attikamauer mit durchgehendem Profil.



B-4500 MAXIMA MURETTO

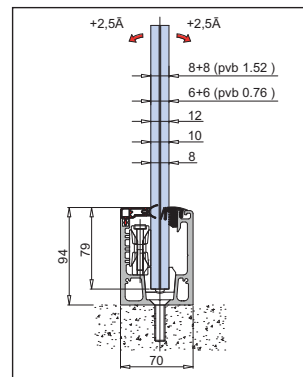
- Balastra regolabile per muretto.
- Adjustable railing system for installation on the top of the wall.
- Verstellbares Railing-System für Montage auf Attikamauer mit durchgehendem Profil.

▶ 384



PRICE LIST 2017 ▶ 300

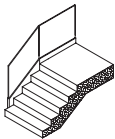
▶ 385



PRICE LIST 2017 ▶ 301

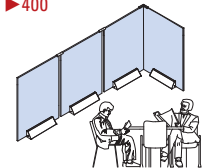
- SCALA
- STAIRS
- TREPPE

▶ 378



- PARAVENTO
- WINDSCREENS
- WINDSCHUTZSYSTEM

▶ 400



- ACCESSORI
- ACCESSORIES
- ZUBEHÖR

▶ 406



- PENSILINE
- CANOPIES
- VORDÄCHER

▶ 416



B-2500 MAXIMA MURETTO | LOW WALL | AUF ATTIKAMAUER



- Balaustra regolabile per muretto.
- Adjustable railing system for installation on the top of the wall.
- Verstellbares Railing-System für Montage auf Attikamauer mit durchgehendem Profil.

COMPONENTI | COMPONENTS | EINZELTEILE ▶ 390

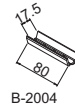
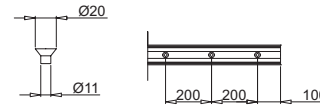
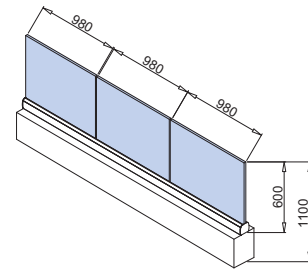
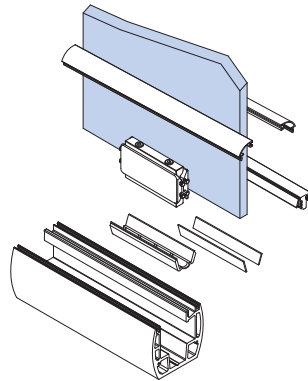
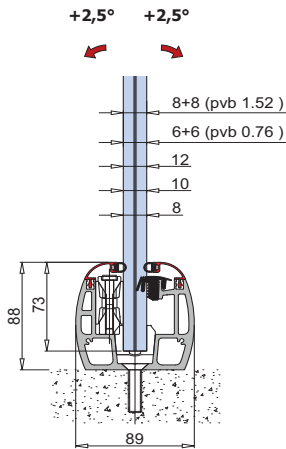


B-2500 | B-2501-CF2

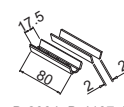
- Profilo balaustra + 2 Vele
- Railing profile + 2 Cover profiles
- Profil für Geländer mit Abdeckungen

B-SET-2500-6 | B-SET-2500-9

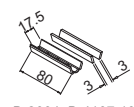
- Set morsetti e guarnizioni
- Set clamps and gaskets
- Set Klemmen und Dichtungen



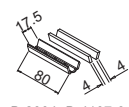
B-2004



B-2004+B-4107-12



B-2004+B-4107-10



B-2004+B-4107-8

- + Spessori
- + Spacers
- + Ausgleichscheibe

FB041P067

Set completo/mt L-3000 mm Complete set/mt L-3000 mm Komplett-Set L-3000 mm	FIN. OB.	Vetro Glass Glas	Morsetti/mt Clamps/mt Klemmen/lfm
B-2500 SET 3	AN	8+8 1,52 pvb	3
B-2500 SET 2	AN	8+8 1,52 pvb	2

SET COMPOSTO DA SET BESTEHEND AUS SET CONSISTING OF	FIN. OB.	B-2500 SET 3	B-2500 SET 2
B-2500 + B-2501-CF2	AN	1 pz/pcs L = 3000 mm	1 pz/pcs L = 3000 mm
B-SET-2500-9	-	1	-
B-SET-2500-6	-	-	1

B-4500 MAXIMA MURETTO | LOW WALL | AUF ATTIKAMAUER



- Balaustre regolabile per muretto.
- Adjustable railing system for installation on the top of the wall.
- Verstellbares Railing-System für Montage auf Attikamauer mit durchgehendem Profil.

COMPONENTI | COMPONENTS | EINZELTEILE ▶ 390

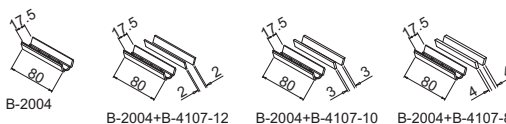
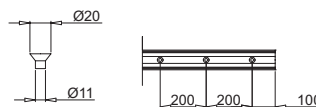
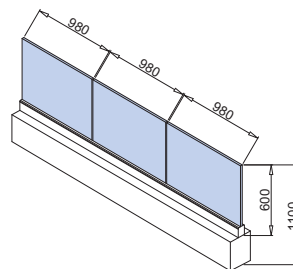
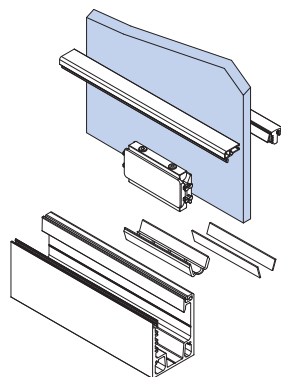
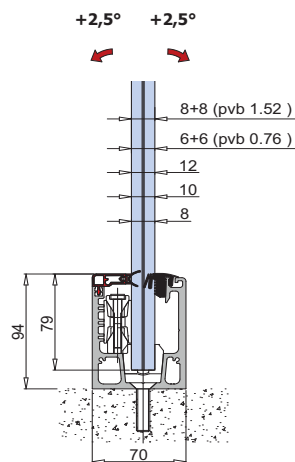


B-4500 | B-2001

- Profilo balaustre + veletta
- Railing profile with cover profile
- Profil für Geländer mit Abdeckung

B-SET-4500-6 | B-SET-4500-9

- Set morsetti e guarnizioni
- Set clamps and gaskets
- Set Klemmen und Dichtungen



+ Spessori
+ Spacers
+ Ausgleichsscheibe

FB041P068

Set completo/mt L-3000 mm Complete set/mt L-3000 mm Komplett-Set L-3000 mm	FIN. OB.	Vetro Glass Glas	Morsetti/mt Clamps/mt Klemmen/ftm
B-4500 SET 3	AN	8+8 1,52 pvb	3
B-4500 SET 2	AN	8+8 1,52 pvb	2

SET COMPOSTO DA SET BESTEHEND AUS SET CONSISTING OF	FIN. OB.	B-2500 SET 3	B-2500 SET 2
B-4500 + B-2001	AN	1 pz/pcs L = 3000 mm	1 pz/pcs L = 3000 mm
B-SET-4500-9	-	1	-
B-SET-4500-6	-	-	1

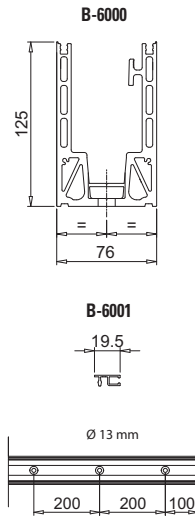

LUXOR

COMPONENTI | COMPONENTS | EINZELTEILE

B-6000 Luxor

- Profilo balastra Luxor compreso di velette B-6001-CF2, L=3000 mm, guarnizioni escluse
- Railing profile Luxor with cover profiles, B-6001-CF2, L=3000 mm, gaskets not included
- Profil für Geländer Luxor mit Abdeckungen B-6001-CF2, L=3000 mm, ohne Dichtungen

AN

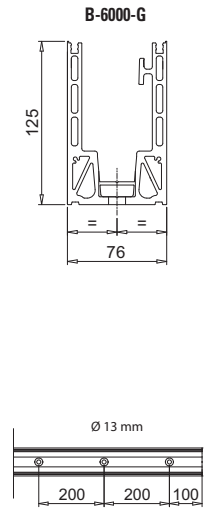



fb041p087

B-6000-G

- Profilo balastra Luxor grezzo senza velette e guarnizioni L=3000 mm
- Railing profile Luxor without cover profiles, gaskets not included
- Profil für Geländer Luxor L=3000 mm, Oberfläche roh, ohne Abdeckungen und Dichtungen

GR

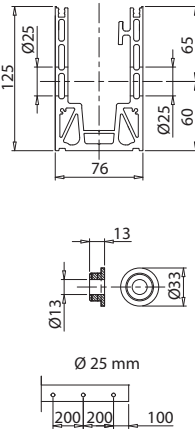


fb041p088

B-6250-G

- Profilo balastra Luxor Climb grezzo senza velette e guarnizioni L=3000 mm
- Railing profile Luxor Climb without cover profiles, gaskets not included
- Profil für Geländer Luxor Climb L=3000 mm, Oberfläche roh, ohne Abdeckungen und Dichtungen

GR

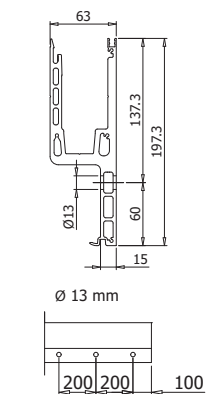


fb041p100

B-6200-G

- Profilo balastra Luxor Balcony grezzo senza velette e guarnizioni L=3000 mm
- Railing profile Luxor Balcony without cover profiles, gaskets not included
- Profil für Geländer Luxor Balcony L=3000 mm, Oberfläche roh, ohne Abdeckungen und Dichtungen

GR

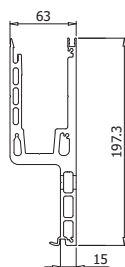


fb041p101

B-6220

- Profilo balastra Luxor Stairs grezzo senza velette e guarnizioni L=3000 mm
- Railing profile Luxor Stairs without cover profiles, gaskets not included
- Profil für Geländer Luxor Stairs L=3000 mm, Oberfläche roh, ohne Abdeckungen und Dichtungen

AN

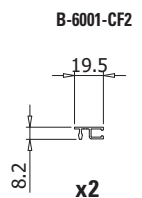
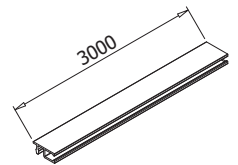


fb041p101

B-6001-CF2

- Velette superiori L=3000 mm, escluse guarnizioni
- Cover profiles L=3000 mm gaskets not included
- Abdeckungen L=3000 mm ohne Dichtungen

AN - IXE



2 pcs

B-6001-CF2

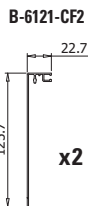
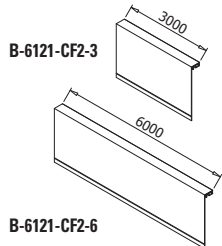
fb041p103

B-6121-CF2-3 L=3000 mm

B-6121-CF2-6 L=6000 mm

- Velelte laterali fornite in confezione di due barre da L=3000 mm o L=6000 mm
- Cover profiles L=3000 mm or L=6000 mm, gaskets not included
- Abdeckungen L=3000 mm oder L=6000 mm, ohne Dichtungen

AN - IXE

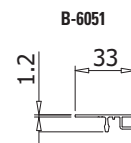


fb041p102

B-6051-CF2

- Velelte superiori L=3000 mm, escluse guarnizioni
- Cover profiles L=3000 mm gaskets not included
- Abdeckungen L=3000 mm ohne Dichtungen

AN - IXE

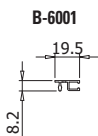

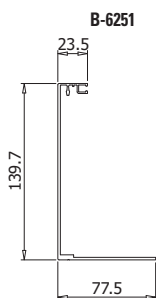


fb041p105

B-6251-CF2

- Velelte laterale e veletta superiore per profilo balastra B-6250-G, L=3000 mm
- Cover profiles L=3000 mm for railing profiles B-6250-G
- Abdeckungen L=3000 mm für Geländerprofil B-6250-G

AN - IXE

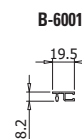
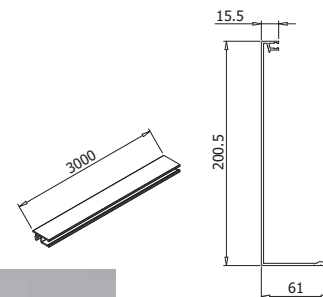


fb041p105

B-6201-CF2

- Velelte laterale e veletta superiore per profilo balastra B-6200-G, B-6220 L=3000 mm
- Cover profiles L=3000 mm for railing profiles B-6200-G, B-6220
- Abdeckungen L=3000 mm für Geländerprofil B-6200-G, B-6220

AN - IXE



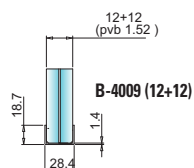
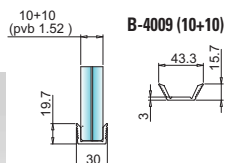
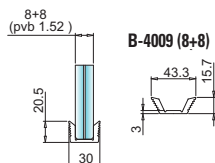
fb041p104

B-4004 (8+8)

B-4005 (10+10)

B-4009 (12+12)

- Guarnizione a "U" supporto vetro L=3000 mm
- Bottom gasket for glass L=3000 mm
- Dichtung unten für Glas L=3000 mm



AN
Alluminio anodizzato
Aluminium anodized
Aluminium Silberfarbig

IXE
Effetto inox
Inox effect
Inox effekt

GR
Grezzo
Raw
Roh

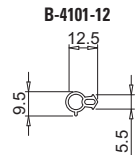
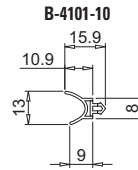
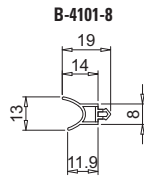
B-SET-LUX-8
B-SET-LUX-10
B-SET-LUX-12



n°6	B-6008	Jolly Pack Luxor morsetti regolabili Adjustable clamp Jollypack Jollypack Luxor Verstellbaren Klemmen
mt.3	B-4002 (8+8) B-4003 (10+10) B-4007 (12+12)	Guarnizione appoggio vetro Top gasket Dichtung oben für Glas
n°1	B-2004 (8+8) B-2005 (10+10) B-4009 (12+12)	Set 6 pz supporti inferiore per vetro Set 6 pcs support for glass Set 6 Stk Auflage für Glas
n°18	Clips	Clips per veletta Clips for covers Clip für Abdeckung
mt.6	B-4101	Guarnizione per veletta Gasket for cover profiles Dichtung für Abdeckung

B-4101-8 (8+8)
B-4101-10 (10+10)
B-4101-12 (12+12)

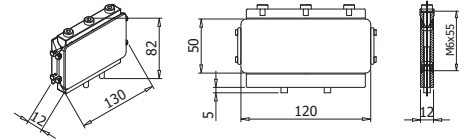
- Guarnizione per veletta L=3000 mm
- Gasket for cover profile L=3000 mm
- Dichtung für Abdeckungen L=3000 mm



fb041p120

B-6008

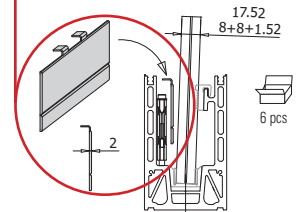
- Morsetto regolabile Jolly Pack Luxor
- Adjustable clamp Jollypack Luxor
- Verstellbare Klemme jollypack Luxor



fb041p120

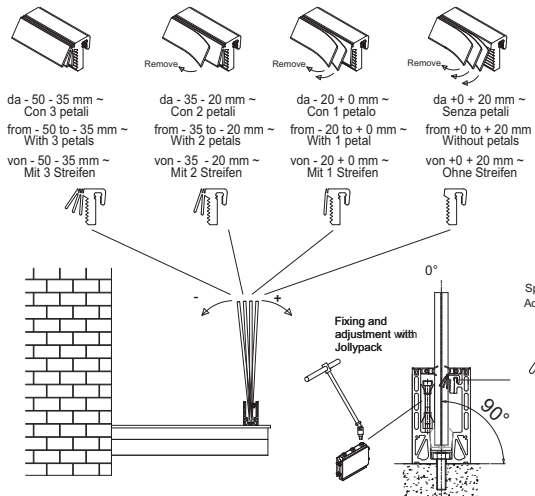
B-6009-CF6

- Spessore per Jollypack Luxor B-6008 con vetro da 8+8 (pvb 1,52)
- Spacer for Jollypack Luxor B-6008 with glass thickness 8+8 (pvb 1,52)
- Ausgleichscheibe für Jollypack Luxor mit Glasdicke 8+8 (pvb 1,52)

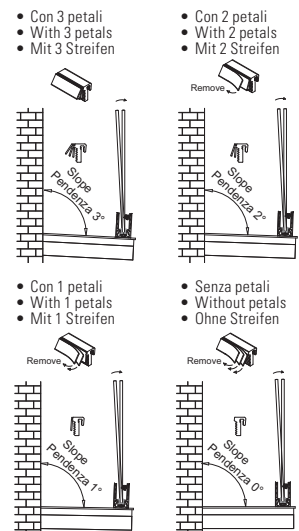


B-4002 (8+8)
B-4003 (10+10)
B-4007 (12+12)

- Guarnizione appoggio vetro L=3000 mm a 3 petali
- Support glass gasket L=3000 mm
- Dichtung oben für Glas L=3000 mm



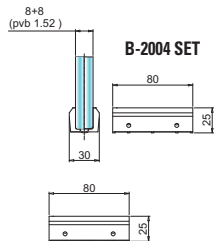
Esempi Di Applicazione | Application Examples | Beispiele Anwendungen



fb041p092


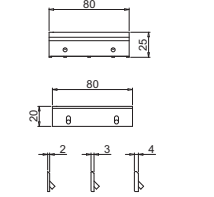
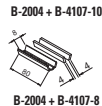
B-2004 SET

- Set 6 pz supporto vetro 8+8
- Set 6 pcs support for glass 8+8
- Set Auflage für Glas 8 + 8



B-2005 SET

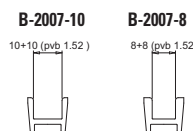
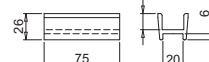
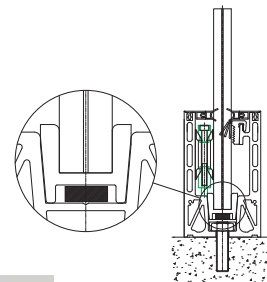
- Set 6 pz supporto vetro 10+10
- Set 6 pcs support for glass 10+10
- Set Auflage für Glas 10 + 10



fb041p090

B-2007-8 (8+8 1,52 pvb)
B-2007-10 (10+10 1,52 pvb)

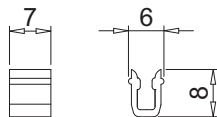
- Set optional supporto trasparente con sede LED
- Set optional transparent support for LED
- Set optional klar Auflage für LED



fb041p090

CLIPS

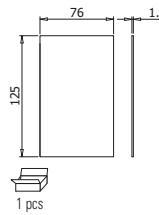
- Set di 18 clips per fissaggio velette
- Set 18 clips for fixation cover profiles
- Set 18 clips für Befestigung Profilabdeckungen



fb041p105

B-6006

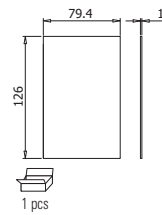
- Tappo di chiusura laterale per velette B-6001-CF2
 - Endcap for cover profiles B-6001-CF2
 - Endkappe für Abdeckungen B-6001-CF2
- AN



1 pcs

B-6126

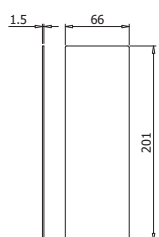
- Tappo di chiusura laterale per velette B-6121-CF2
 - Endcap for cover profiles B-6121-CF2
 - Endkappe für Abdeckungen B-6121-CF2
- AN



1 pcs

B-6206

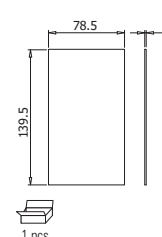
- Tappo di chiusura laterale per velette B-6201-CF2
 - Endcap for cover profiles B-6201-CF2
 - Endkappe für Abdeckungen B-6201-CF2
- AN



1 pcs

B-6256

- Tappo di chiusura laterale per velette B-6251-CF2
 - Endcap for cover profiles B-6251-CF2
 - Endkappe für Abdeckungen B-6251-CF2
- AN



1 pcs

fb041p106

MAXIMA

COMPONENTI | COMPONENTS | EINZELTEILE

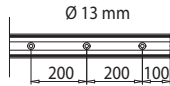
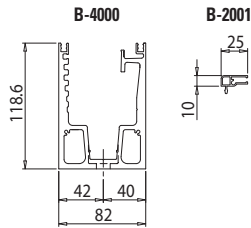
B-4000-3 L=3000 mm

B-4000-1,5 L=1498 mm

B-4000-0,6 L= 600 mm

- Profilo balastra composto di velette B-2001-CF2 guarnizioni escluse
- Railing profile with cover profiles B-2001-CF2, gaskets not included
- Profil für Geländer mit Abdeckungen B-2001-CF2, ohne Dichtungen

AN

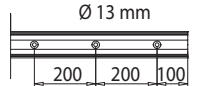
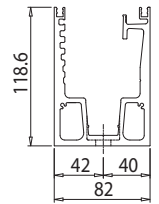


fb041p076

B-4000-G

- Profilo balastra grezzo senza velette e guarnizioni in barre L=3000 mm
- Railing profile L=3000 mm raw finish without cover profiles and gaskets
- Profil für Geländer L=3000 mm, Oberfläche roh, ohne Abdeckungen und Dichtungen

GR

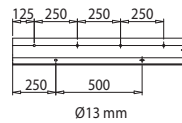
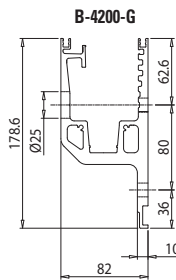


fb041p077

B-4200-G

- Profilo balastra grezzo senza velette e guarnizioni in barre L=3000 mm
- Railing profile L=3000 raw finish without cover profiles and gaskets
- Profil für Geländer L=3000 mm, Oberfläche roh, ohne Abdeckungen und Dichtungen

GR

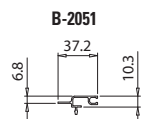
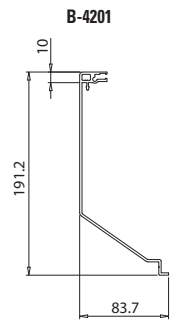


fb041p078

B-4201-CF2

- Veletta laterale B-4201 e veletta superiore B-2051 per profilo balastra, L=3000 mm guarnizioni escluse
- Cover profiles L=3000 mm for railing profiles B-4201, B-2051 gaskets not included
- Abdeckungen L=3000 mm für Geländerprofil B-4201, B-2051

AN - IXE

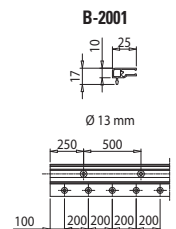
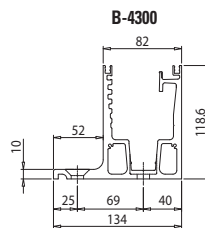


fb041p079

B-4300+B-2001-CF2

- Profilo balastra con velette, senza guarnizioni, in barre L=3000 mm
- Railing profile L=3000 with cover profiles without gaskets
- Profil für Geländer L=3000 mm mit Abdeckungen, ohne Dichtungen

AN

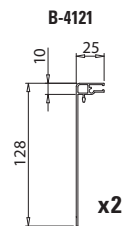



fb041p080

B-4121-CF2

- Velette laterali fornite in confezione di due barre da L=3000 mm o L=6000 mm
- Cover profiles L=3000 mm or L=6000 mm, gaskets not included
- Abdeckungen L=3000 mm oder L=6000 mm, ohne Dichtungen

AN - IXE



2 pcs

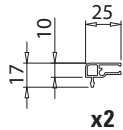
B-4121-CF2

fb041p081

B-2001-CF2

- Veelette superiori L=3000 mm guarnizioni escluse
- Cover profiles L=3000 mm gaskets not included
- Abdeckungen L=3000 mm ohne Dichtungen

AN

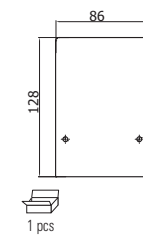
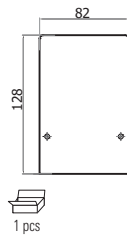


fb041p082

B-4006

- Tappo di chiusura laterale per veelette B-2001
- Endcap for cover profiles B-2001
- Endkappe für Abdeckungen B-2001

AN



B-4126

- Tappo di chiusura laterale per veelette B-4121
- Endcap for cover profiles B-4121
- Endkappe für Abdeckungen B-4121

AN

B-4206

- Tappo di chiusura laterale
- Endcap
- Endkappe

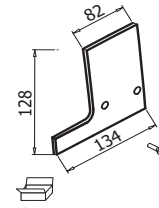
AN



B-4306

- Tappo di chiusura laterale
- Endcap
- Endkappe

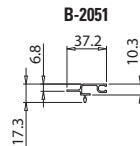
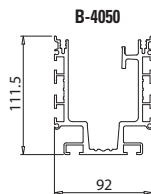

AN



fb041p046

B-4050

- Profilo balaustra per incasso nel cemento, compreso di veelette B-2051-CF2, guarnizioni escluse
- Railing profile recessed with cover profiles B-2051-CF2 gaskets not included
- Profil für Geländer im Boden versenkt mit Abdeckungen B-2051-CF2 ohne Dichtungen

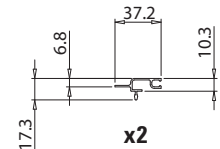


fb041p083

B-2051-CF2

- Veelette superiori L=3000 mm guarnizioni escluse
- Cover profiles L=3000 mm gaskets not included
- Abdeckungen L=3000 mm ohne Dichtungen

AN

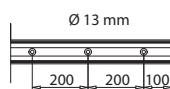
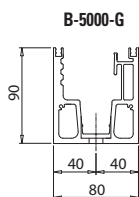



fb041p086

B-5000-G

- Profilo balaustra grezzo senza veelette e guarnizioni, in barre L=3000 mm
- Railing profile L=3000 raw finish without cover profiles and gaskets
- Profil für Geländer L=3000 mm, Oberfläche roh, ohne Abdeckungen und Dichtungen

GR

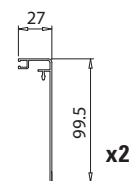



fb041p111

B-5001-CF2

- Veelette laterali fornite in confezione di due barre da L=3000 mm guarnizioni escluse
- Cover profiles L=3000 mm, gaskets not included
- Abdeckungen L=3000 mm, ohne Dichtungen

AN - IXE




fb041p112

AN
Alluminio anodizzato
Aluminium anodized
Aluminium Silberfarbig

IXE
Effetto inox
Inox effect
Inox effekt


GR
Grezzo
Raw
Roh

B-SET-MAX-8
B-SET-MAX-10




n°6	B-2008	Jolly Pack morsetti regolabili Adjustable clamp Jollypack Jollypack Verstellbaren Klemmen
mt.3	B-4002 (8+8) B-4003 (10+10) B-4007 (12+12)	Guarnizione appoggio vetro Top gasket Dichtung oben für Glas
n°1	B-2004 (8+8) B-2005 (10+10)	Set 6 pz supporti inferiore per vetro Set 6 pcs support for glass Set 6 Stk Auflage für Glas
n°18	Clips	Clips per veletta Clips for covers Clip für Abdeckung
mt.6	B-4101	Guarnizione per veletta Gasket for cover profiles Dichtung für Abdeckung

B-SET-MAX-AbP-8
B-SET-MAX-AbP-10
B-SET-MAX-AbP-12



n°6	B-2008 (8+8)	Jolly Pack morsetti regolabili Adjustable clamp Jollypack Jollypack Verstellbaren Klemmen
n°12	B-2008 (12+12)	
mt.3	B-4002 (8+8) B-4003 (10+10) B-4007 (12+12)	Guarnizione appoggio vetro Top gasket Dichtung oben für Glas
n°1	B-4004 (8+8) B-4005 (10+10) B-4009 (12+12)	Guarnizione a "U" supporto vetro "U" bottom gasket for glass "U" Dichtung unten für Glas
n°18	Clips	Clips per veletta Clips for covers Clip für Abdeckung
mt.6	B-4101	Guarnizione per veletta Gasket for cover profiles Dichtung für Abdeckung

B-SET-5000-8
B-SET-5000-10

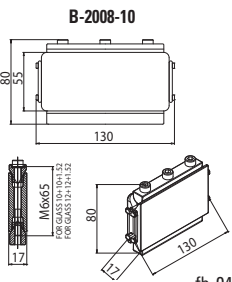
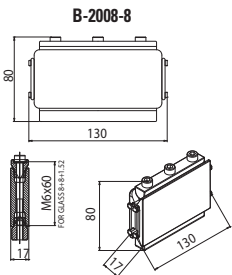


n°6	B-4508	Jolly Pack morsetti regolabili Adjustable clamp Jollypack Jollypack Verstellbaren Klemmen
mt.3	B-4002 (8+8) B-4003 (10+10)	Guarnizione appoggio vetro Top gasket Dichtung oben für Glas
n°9	B-2004 (8+8) B-2005 (10+10)	Supporti inferiore per vetro Support for glass Stk Auflage für Glas
n°18	Clips	Clips per veletta Clips for covers Clip für Abdeckung
mt.6	B-4101	Guarnizione per veletta Gasket for cover profiles Dichtung für Abdeckung

B-2008-8 (8+8+1,52)

B-2008-10 (10+10+1,52 / 12+12+1,52)

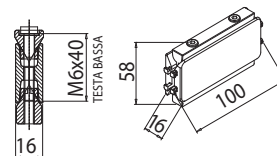
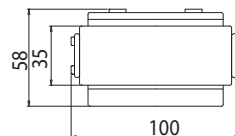
- Morsetto regolabile Jolly Pack per MAXIMA
- Adjustable clamp Jolly Pack for MAXIMA
- Jollypack verstellbaren Klemmen für MAXIMA



fb-041

B-4508

- Morsetto regolabile Jolly Pack Mini
- Adjustable clamp Jolly Pack Mini
- Jollypack mini verstellbaren Klemmen



fb-041

B-4002 (8+8)

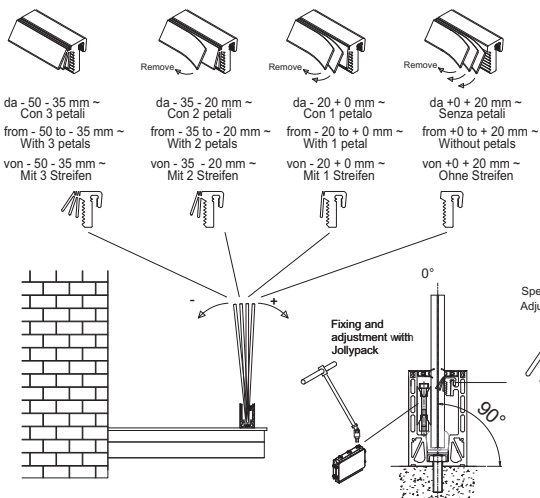
B-4003 (10+10)

B-4007 (12+12)

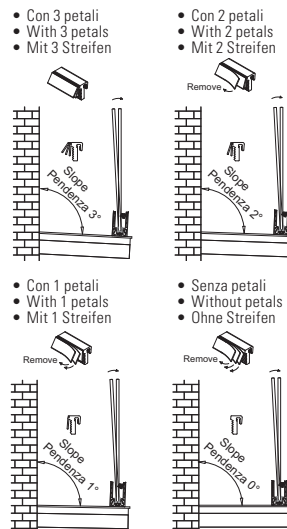
- Guarnizione appoggio vetro L=3000 mm a 3 petali
- Support glass gasket L=3000 mm
- Dichtung oben für Glas L=3000 mm



Patent Pending



Esempi Di Applicazione | Application Examples | Beispiele Anwendungen




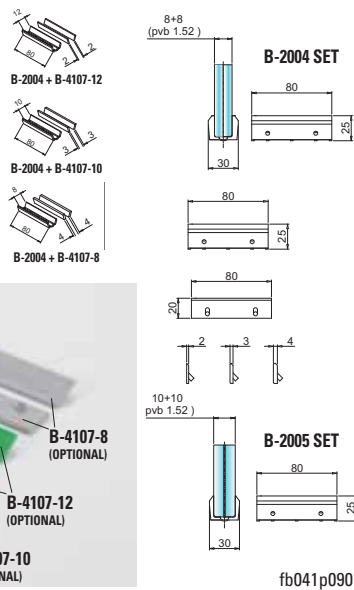
fb041 p092

B-2004 SET

- Set 6 pz supporto vetro 8+8
- Set 6 pcs support for glass 8+8
- Set Auflage für Glas 8 + 8

B-2005 SET

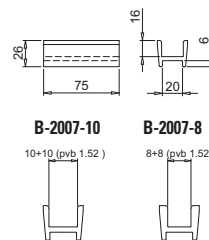
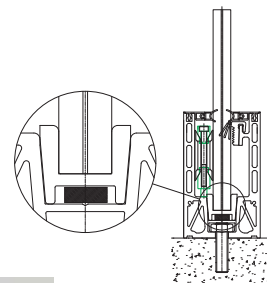
- Set 6 pz supporto vetro 10+10
- Set 6 pcs support for glass 10+10
- Set Auflage für Glas 10 + 10



fb041 p090

B-2007-8 (8+8 1,52 pvb)
B-2007-10 (10+10 1,52 pvb)

- Set optional supporto trasparente con sede LED
- Set optional transparent support for LED
- Set optional klar Auflag für LED



fb041 p090

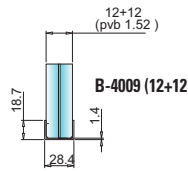
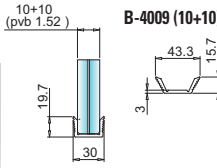
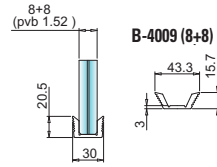
AN
Alluminio anodizzato
Aluminium anodized
Aluminium Silberfarbig

IXE
Effetto inox
Inox effect
Inox effekt

GR
Grezzo
Raw
Roh

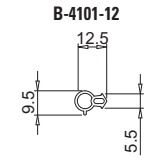
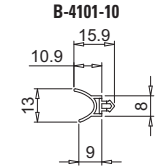
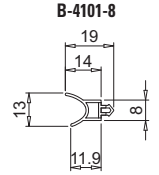
B-4004 (8+8)
B-4005 (10+10)
B-4009 (12+12)

- Guarnizione a "U" supporto vetro L=3000 mm
- Bottom gasket for glass L=3000 mm
- Dichtung unten für Glas L=3000 mm



B-4101-8 (8+8)
B-4101-10 (10+10)
B-4101-12 (12+12)

- Guarnizione per velette L=3000 mm
- Gasket for cover profile L=3000 mm
- Dichtung für Abdeckungen L=3000 mm



fb041p120

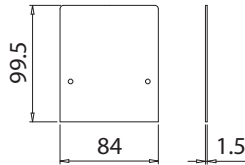
B-5006

- Tappo di chiusura laterale
- Endcap
- Endkappe

AN



1 pcs

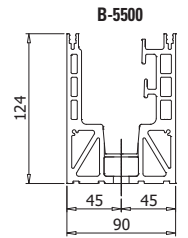


fb041p113

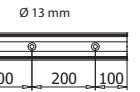
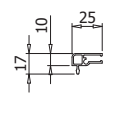
B-5500

- Profilo balastra MAXIMA STADIUM con velette, senza guarnizioni, L=3000 mm
- Railing profile MAXIMA STADIUM L=3000 mm with cover profiles without gaskets
- Profil für Geländer MAXIMA STADIUM mit Abdeckungen L=3000 mm ohne Dichtungen

AN



B-2001



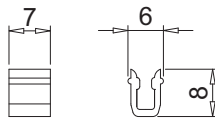
fb041p107

CLIPS


- Set di 18 clips per fissaggio velette
- Set 18 clips for fixation cover profiles
- Set 18 clips für Befestigung Profilabdeckungen



18 pcs



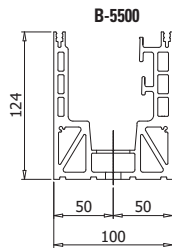
fb041p105



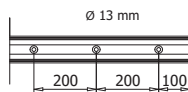
B-5600

- Profilo balastra MAXIMA STADIUM TRIPLO VETRO con velette, senza guarnizioni, L=3000 mm
- Railing profile MAXIMA STADIUM TRIPLO VETRO L=3000 mm with cover profiles without gaskets
- Profil für Geländer MAXIMA STADIUM TRIPLO VETRO mit Abdeckungen L=3000 mm ohne Dichtungen

AN



B-2001



fb041p108

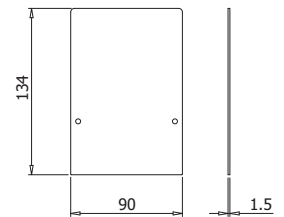
B-5506

- Tappo di chiusura laterale B-5500
- Endcap for B-5500
- Endkappe für Abdeckungen B-5500

AN



1 pcs



fb041p109

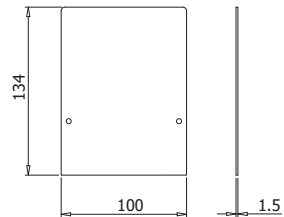
B-5606

- Tappo di chiusura laterale B-5600
- Endcap for B-5600
- Endkappe für Abdeckungen B-5600

AN



1 pcs



fb041p110

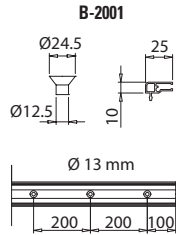
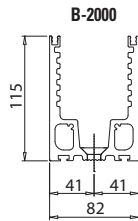
JOLLY PACK DOPPIO

COMPONENTI | COMPONENTS | EINZELTEILE

B-2000-3

- Profilo balastra JOLLY PACK composto di velette B-2001-CF2, L=3000 mm, guarnizioni escluse
- Railing profile JOLLY PACK with cover profiles, B-2001-CF2, L=3000 mm, without gaskets
- Profil für Geländer JOLLY PACK mit Abdeckungen B-2001-CF2, L=3000 mm ohne Dichtungen

AN

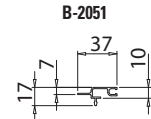
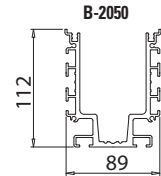



fb041p121

B-2050-JPK DOPPIO

- Profilo balastra JOLLY PACK composto di velette B-2051-CF2, L=3000 mm, guarnizioni escluse
- Railing profile JOLLY PACK with cover profiles, B-2051-CF2, L=3000 mm, without gaskets
- Profil für Geländer JOLLY PACK mit Abdeckungen B-2051-CF2, L=3000 mm ohne Dichtungen

AN

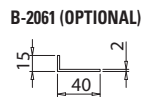
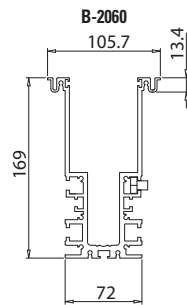



fb041p084

B-2060-JPK DOPPIO

- Profilo balastra grezzo senza velette e guarnizioni L=3000 mm
- Railing profile without cover profiles, gaskets not included
- Profil für Geländer L=3000 mm, Oberfläche roh, ohne Abdeckungen und Dichtungen

GR

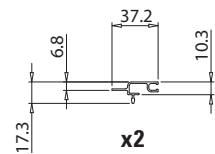


fb041p085

B-2051-CF2

- Velette superiori L=3000 mm guarnizioni escluse
- Cover profiles L=3000 mm gaskets not included
- Abdeckungen L=3000 mm ohne Dichtungen

AN

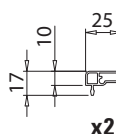


fb041p086

B-2001-CF2

- Velette superiori L=3000 mm guarnizioni escluse
- Cover profiles L=3000 mm gaskets not included
- Abdeckungen L=3000 mm ohne Dichtungen

AN



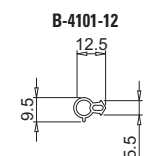
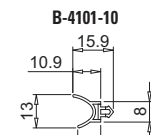
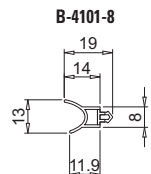
fb041p082

B-4101-8 (8+8)

B-4101-10 (10+10)

B-4101-12 (12+12)

- Guarnizione per veletta L=3000 mm
- Gasket for cover profile L=3000 mm
- Dichtung für Abdeckungen L=3000 mm



fb041p120

AN
Alluminio anodizzato
Aluminium anodized
Aluminium Silberfarbig

IXE
Effetto inox
Inox effect
Inox effekt

GR
Grezzo
Raw
Roh

B-SET JOLLY 8 (x 8+8)
B-SET JOLLY 10 (x 10+10)
B-SET JOLLY 12 (x 12+12)



n°12	B-2008	Jolly Pack morsetti regolabili Adjustable clamp Jollypack Jollypack Verstellbaren Klemmen
n°1	B-2004 (8+8) B-2005 (10+10) B-4009 (12+12)	Supporti inferiore per vetro Support for glass Stk Auflage für Glas
n°18	Clips	Clips per veletta Clips for covers Clip für Abdeckung
mt.6	B-4101	Guarnizione per veletta Gasket for cover profiles Dichtung für Abdeckung

B-2006

- Tappo di chiusura laterale
- Endcap
- Endkappe

AN

B-2066 DEEP 170

- Tappo di chiusura laterale
- Endcap
- Endkappe

AN

B-2056 DEEP 110

- Tappo di chiusura laterale
- Endcap
- Endkappe

AN

xme286 / xme2860

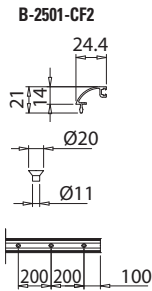
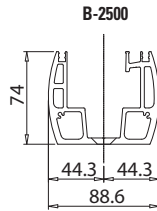
MURETTO

COMPONENTI | COMPONENTS | EINZELTEILE

B-2500 + B-2501 CF2

- Profilo balaustra compreso di velette, L=3000 mm
- Railing profile with cover profiles, L=3000 mm
- Profil für Geländer mit Abdeckungen, L=3000 mm

AN

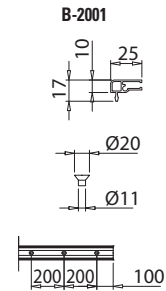
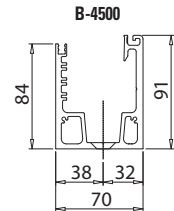


fb041p114

B-4500 + B-2001

- Profilo balaustra compreso di velette, L=3000 mm
- Railing profile with cover profiles, L=3000 mm
- Profil für Geländer mit Abdeckungen, L=3000 mm


AN



fb041p115


B-SET-2500-6

n°6	B-4508	Jolly Pack
mt.3	B-2507	Guarnizione appoggio vetro Support glass gasket Dichtung oben für glas
mt.3	B-146	Guarnizione per veletta Gasket for cover profile Dichtung für Abdeckungen
n°6	B-2004	Supporti inferiore per vetro Support for glass Stk Auflage für Glas
n°18	Clips	Clips per veletta Clips for covers Clip für Abdeckung




B-SET-2500-9

n°9	B-4508	Jolly Pack
mt.3	B-2507	Guarnizione appoggio vetro Support glass gasket Dichtung oben für glas
mt.3	B-146	Guarnizione per veletta Gasket for cover profile Dichtung für Abdeckungen
n°6	B-2004	Supporti inferiore per vetro Support for glass Stk Auflage für Glas
n°18	Clips	Clips per veletta Clips for covers Clip für Abdeckung




B-SET-4508-6

n°6	B-4508	Jolly Pack
mt.3	B-2507	Guarnizione appoggio vetro Support glass gasket Dichtung oben für glas
mt.3	B-4101	Guarnizione per veletta Gasket for cover profile Dichtung für Abdeckungen
n°6	B-2004	Supporti inferiore per vetro Support for glass Stk Auflage für Glas
n°18	Clips	Clips per veletta Clips for covers Clip für Abdeckung



B-SET-4508-9

n°9	B-4508	Jolly Pack
mt.3	B-2507	Guarnizione appoggio vetro Support glass gasket Dichtung oben für glas
mt.3	B-4101	Guarnizione per veletta Gasket for cover profile Dichtung für Abdeckungen
n°6	B-2004	Supporti inferiore per vetro Support for glass Stk Auflage für Glas
n°18	Clips	Clips per veletta Clips for covers Clip für Abdeckung



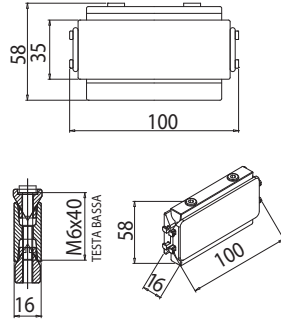
AN
Alluminio anodizzato
Aluminium anodized
Aluminium Silberfarbig

IXE
Effetto inox
Inox effect
Inox effekt

GR
Grezzo
Raw
Roh

B-4508

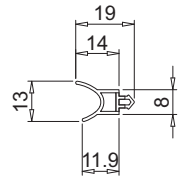
- Morsetto regolabile Jolly Pack Mini
- Adjustable clamp Jolly Pack Mini
- Jollypack mini verstellbaren Klemmen



fb-041

B-4101-8 (8+8)

- Guarnizione per veletta L=3000 mm
- Gasket for cover profile L=3000 mm
- Dichtung für Abdeckungen L=3000 mm



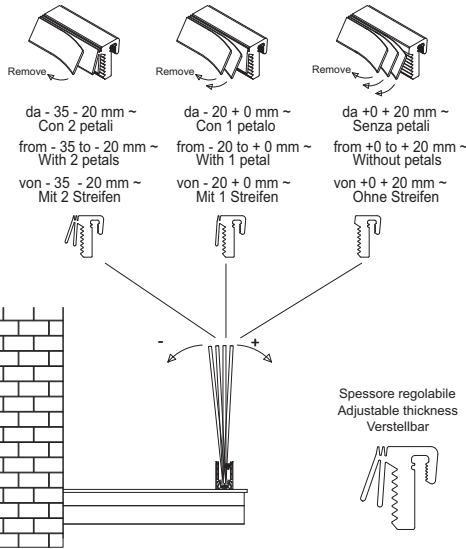
fb041p120

B-2507

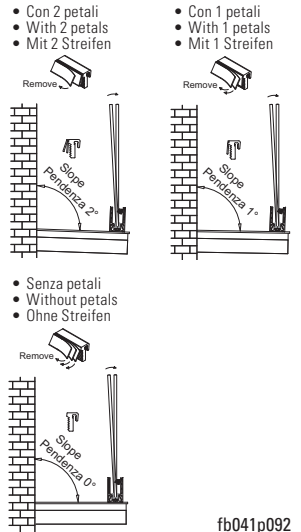
- Guarnizione appoggio vetro L=3000 mm a 3 petali
- Support gasket L=3000 mm
- Dichtung oben für Glas L=3000 mm



Patent Pending




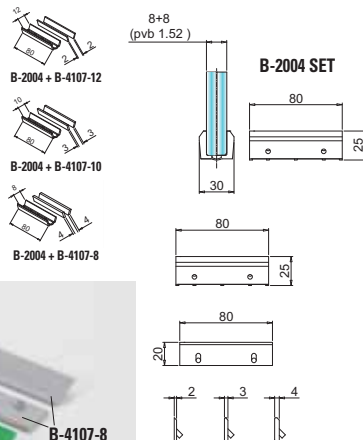
Esempi Di Applicazione | Application Examples | Beispiele Anwendungen



fb041p092

B-2004 SET

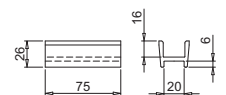
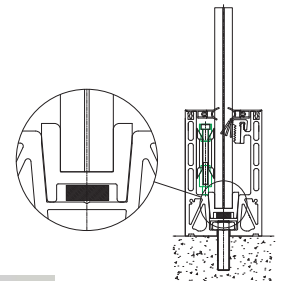
- Set 6 pz supporto vetro 8+8
- Set 6 pcs support for glass 8+8
- Set Auflage für Glas 8 + 8



fb041p090

B-2007-8 (8+8 1,52 pvb)

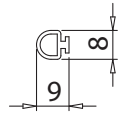
- Set optional supporto trasparente con sede LED
- Set optional transparent support for LED
- Set optional klar Auflage für LED



fb041p090

B-146

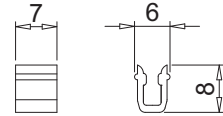
- Guarnizione per veletta L=2200 mm
- Gasket for cover profile L=2200 mm
- Dichtung für Abdeckungen L=2200 mm



fb041p117

CLIPS

- Set di 18 clips per fissaggio velette
- Set 18 clips for fixation cover profiles
- Set 18 clips für Befestigung Profilabdeckungen



18 pcs

fb041p105

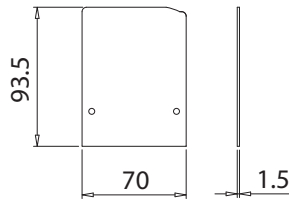
B-4506

- Tappo di chiusura laterale
- Endcap
- Endkappe

AN



1 pcs



fb041p119

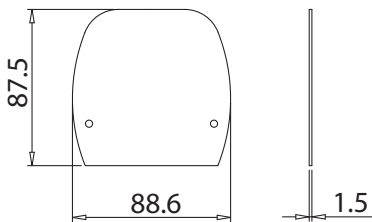
B-2506

- Tappo di chiusura laterale
- Endcap
- Endkappe

AN

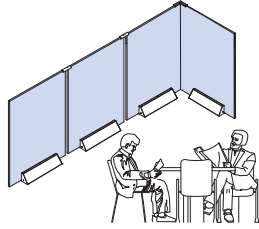


1 pcs

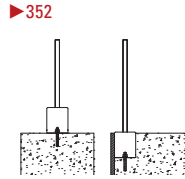


fb041p118

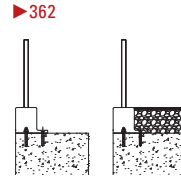
• **PARAVENTO**
• **WINDSCREENS**
• **WINDSCHUTZSYSTEM**



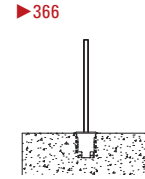
- **ALTRE VERSIONI**
- **ODER TYPES**
- **ANDERE TYPEN**
- **PAVIMENTO**
- **FLOOR INSTALLATION**
- **BODENMONTAGE**



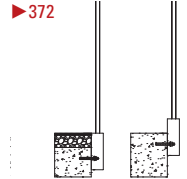
- **PAVIMENTO LATERALE**
- **SIDE FIXING**
- **SEITENMONTAGE**



- **INCASSATO**
- **RECESSED**
- **VERSENKT**



- **ESTERNO**
- **SIDE INSTALLATION**
- **SEITENMONTAGE**



B-2800

- Paravento Vela a moduli livello terra.
- Windscreen Vela with module for ground level.
- Windschutzsystem in Teilen Vela, ebenerdig.

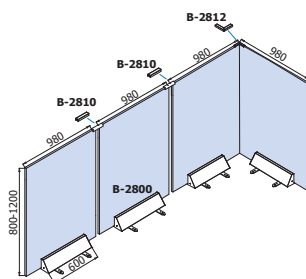
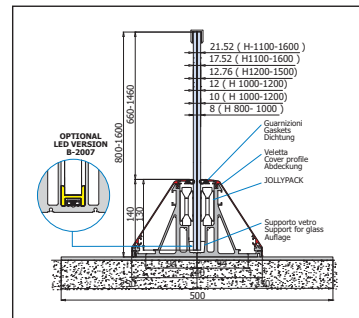
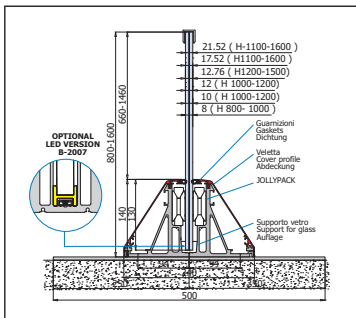
▶ 402



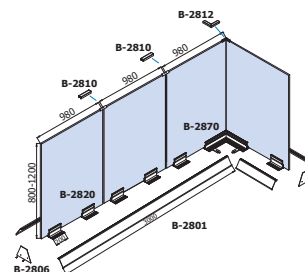
B-2820

- Paravento Vela livello terra, a moduli L-200 mm con veletta continua.
- Windscreen Vela for ground level, module L-200 mm, with continuous cover.
- Windschutzsystem Vela in Teilen L-200 mm, mit Abdeckung, ebenerdig.

▶ 404



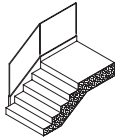
PRICE LIST 2017 ▶ 322



PRICE LIST 2017 ▶ 323

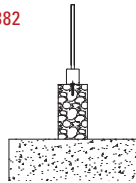
- SCALA
- STAIRS
- TREPPE

▶ 378



- MURETTO
- LOW WALL
- AUF ATTIKAMAUER

▶ 382




- ACCESSORI
- ACCESSORIES
- ZUBEHÖR

▶ 406



- PENSILINE
- CANOPIES
- VORDÄCHER

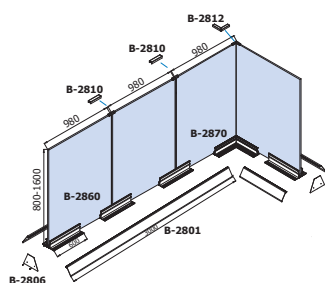
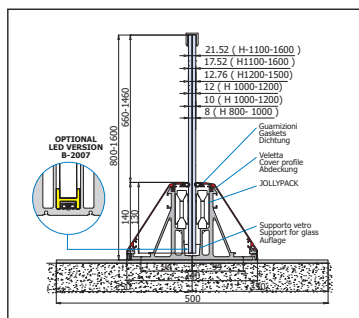
▶ 416



B-2860

- Paravento Vela livello terra, a moduli L-600 mm con veletta continua.
- Windscreen Vela for ground level, module L-600 mm, with continuous cover.
- Windschutzsystem Vela in Teilen L-600 mm, mit Abdeckung, ebenerdig.

▶ 403



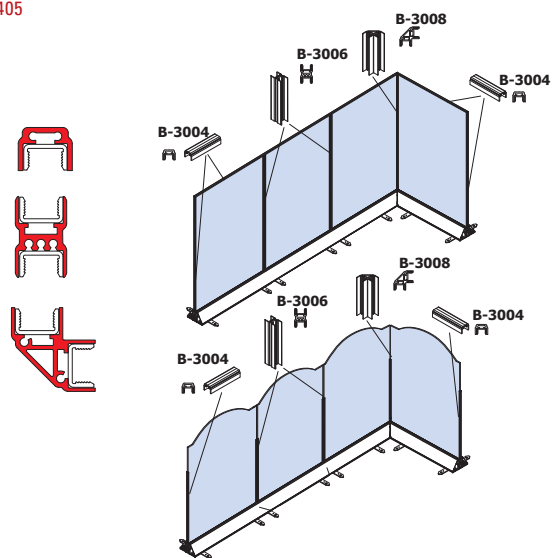
PRICE LIST 2017 ▶ 323



PROFILI PER PARAVENTO INTELAIATI

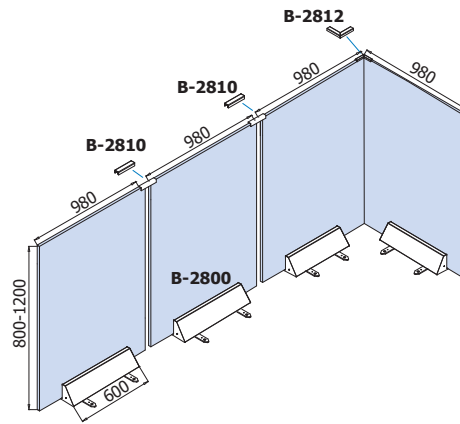
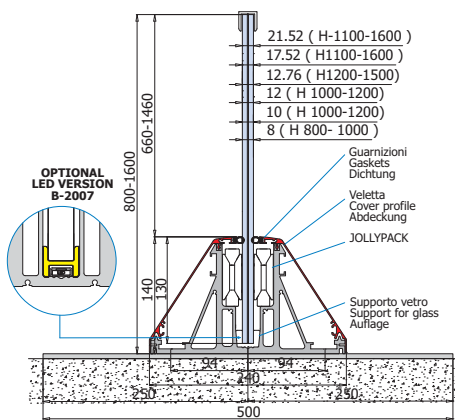
- Telaio in alluminio per paravento per dare struttura e protezione su tutto il perimetro del vetro.
- Frame profiles for windscreens ground level.
- Rahmenprofile für Windschutzsysteme, ebenerdig.

▶ 405



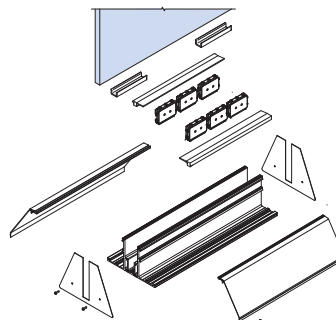
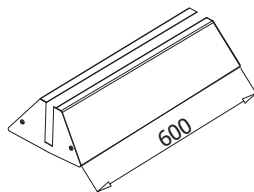
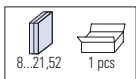
PRICE LIST 2017 ▶ 324

B-2800 PARAVENTO | WINDSCREEN | WINDSCHUTZSYSTEM



B-2800

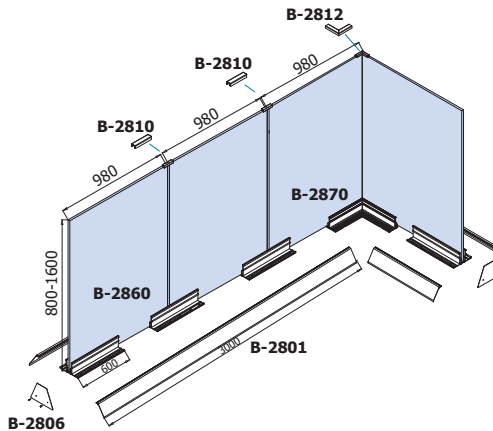
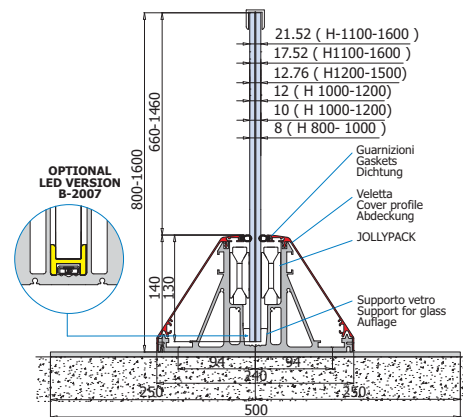
- Set completo modulo Vela L-600 mm.
- Complete set windscreen Vela L-600 mm.
- Set Windschutzsystem Vela L-600 mm.



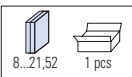
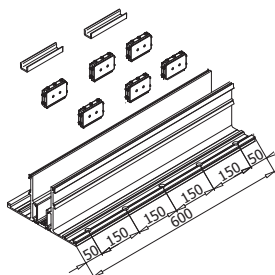
Paravento | Windscreen | Windschutzsystem

art.	H	glass	Jollypack / mt
B-2800-21,52	1600 mm	10 + 10 1,52 pvb	6
B-2800-17,52	1600 mm	8 + 8 1,52 pvb	6
B-2800-12,76	1500 mm	6 + 6 1,52 pvb	6
B-2800-12	1200 mm	12	6
B-2800-10	1000 mm	10	6
B-2800-8	800 mm	8	6

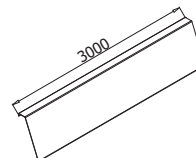
B-2860 PARAVENTO | WINDSCREEN | WINDSCHUTZSYSTEM



- B-2860**
- Set completo paravento Vela L-600 mm, velette escluse.
 - Complete set windscreen Vela L-600 mm covers not included.
 - Set Windschutzsystem Vela L-600 mm, Abdeckungen nicht enthalten.



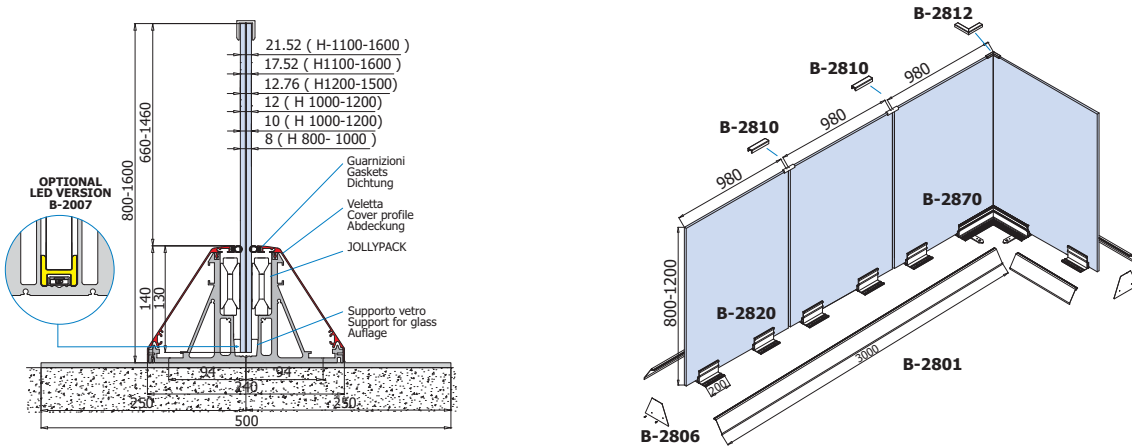

- B-2801-CF2**
- Set velette laterali L-3000 mm.
 - Set cover profiles L-3000 mm.
 - Set Abdeckungen L-3000 mm



Paravento | Windscreen | Windschutzsystem

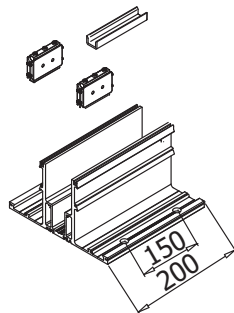
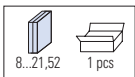
art.	H	glass	Jollypack / mt
B-2860-21.52	1600 mm	10 + 10 1,52 pvb	6
B-2860-17.52	1600 mm	8 + 8 1,52 pvb	6
B-2860-12.76	1500 mm	6 + 6 1,52 pvb	6
B-2860-12	1200 mm	12	6
B-2860-10	1000 mm	10	6
B-2860-8	800 mm	8	6

B-2820 PARAVENTO | WINDSCREEN | WINDSCHUTZSYSTEM



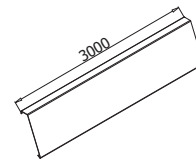
B-2820

- Set completo paravento Vela L-200 mm, velette escluse.
- Complete set windscreen Vela L-200 mm, covers not included.
- Set Windschutzsystem Vela L-200 mm, Abdeckungen nicht enthalten.



B-2801-CF2

- Set velette laterali L-3000 mm.
- Set cover profiles L-3000 mm.
- Set Abdeckungen L-3000 mm



Paravento | Windscreen | Windschutzsystem

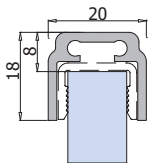
art.	H	glass	Jollypack / mt
B-2820-21,52	1600 mm	10 + 10 1,52 pvb	8
B-2820-17,52	1600 mm	8 + 8 1,52 pvb	8
B-2820-12,76	1500 mm	6 + 6 1,52 pvb	4
B-2820-12	1200 mm	12	4
B-2820-10	1000 mm	10	4
B-2820-8	800 mm	8	4

PROFILI PARAVENTO | WINDSCREENS PROFILE | PROFILE FÜR WINDSCHUTZSYSTEM



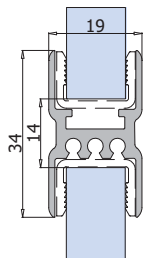
B-3004-PAR

- Profilo U contornatura.
- U-Profile.
- U-Profil.



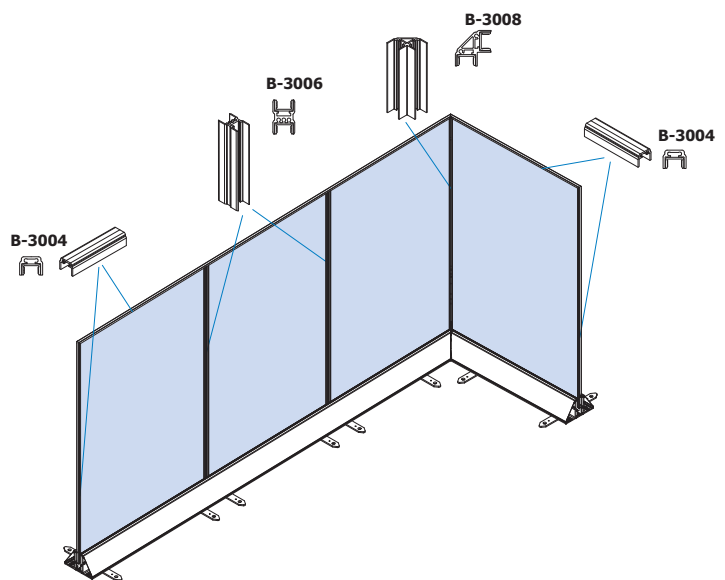
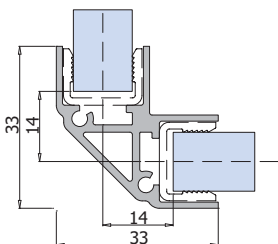
B-3006

- Profilo montante.
- Middle profile.
- Mittelprofil.




B-3008

- Profilo angolare 90°.
- Corner profile 90°.
- Eck-Profil 90°.

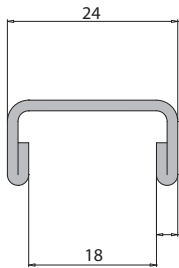


CORRIMANO | HANDRAIL PROFILE | HANDLAUF PROFILE



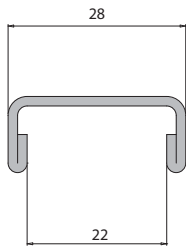
B-2034

- Profili di protezione inox AISI 316.
- Edge protection inox AISI 316.
- Kantenschutz inox AISI 316.



PRICE LIST 2017 ► 318

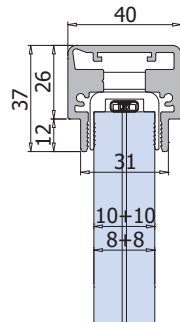
B-2035



PRICE LIST 2017 ► 318

B-3020

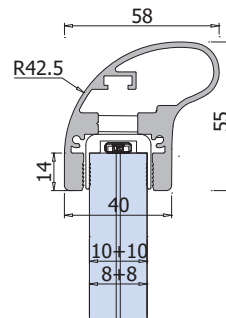
- Corrimano quadro.
- Square handrail profile.
- Eckiger Handlauf.



PRICE LIST 2017 ► 317

B-3010

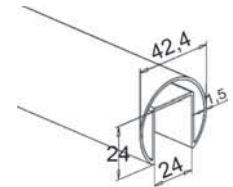
- Corrimano tondo.
- Round handrail profile.
- Runder Handlauf.



PRICE LIST 2017 ► 317

B-1010

- Tubo profilo ad "u" scanalato.
- Glass channel tube.
- Glasleistenrohr.



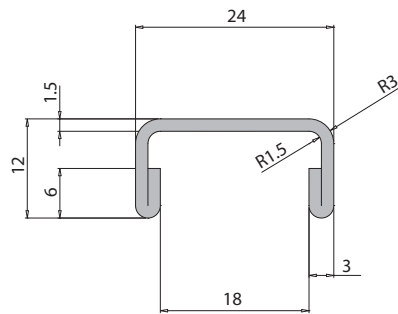
PRICE LIST 2017 ► 318



PROFILI DI PROTEZIONE INOX AISI 316 | EDGE PROTECTION INOX AISI 316 | KANTENSCHUTZ INOX AISI 316

IX
Acciaio inox satinato
Satin stainless steel
Edelstahl matt

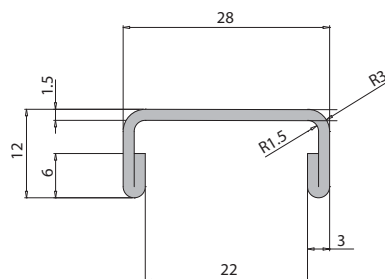
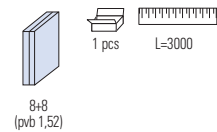
IL
Acciaio inox lucido
Polished stainless steel
Edelstahl poliert



V-2034

- Corrimano in acciaio inox aisi 316, per vetro 8+8+1,52 L=3000 mm
- Handrail stainless steel aisi 316 for glass 8+8+1,52 L=3000 mm
- Kantenschutz aus Edelstahl aisi 316 für 8+8+1,52 L=3000 mm

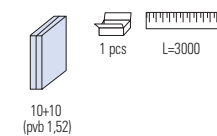
IX-IL



V-2035

- Corrimano in acciaio inox aisi 316, per vetro 10+10+1,52 L=3000 mm
- Handrail stainless steel aisi 316 for glass 10+10+1,52 L=3000 mm
- Kantenschutz aus Edelstahl aisi 316 für 10+10+1,52 L=3000 mm

IX-IL

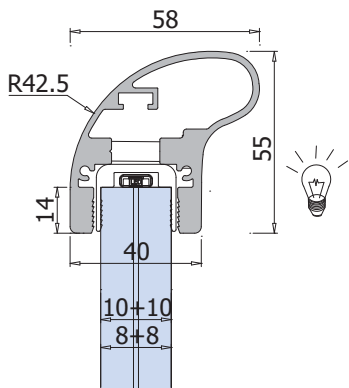


CORRIMANO | HANDRAIL PROFILE | HANDLAUF PROFIL

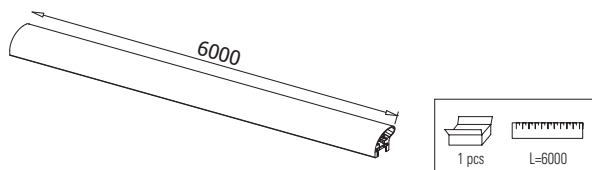
B-3010



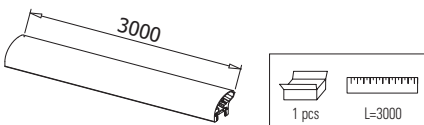
- Corrimano tondo.
- Round handrail profile.
- Trunder Handlauf.



B-3010-6

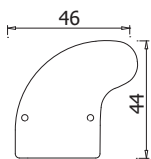


B-3010-3



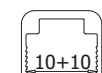
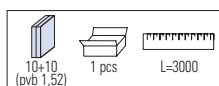
B-3011

- Tappo curvo.
- Round endcap.
- Rund Endkappe.



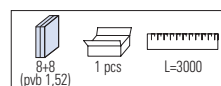
B-3012

- Guarnizione vetro.
- Gasket.
- Dichtung.



B-3013

- Guarnizione vetro.
- Gasket.
- Dichtung.

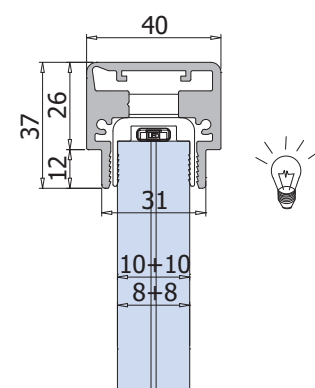


xme290 / xme290 B

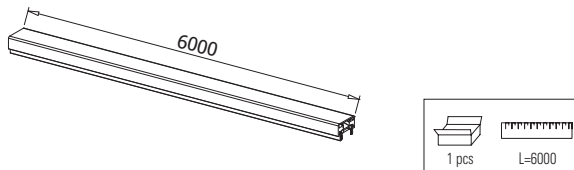
B-3020



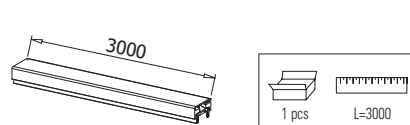
- Corrimano quadro.
- Square handrail profile.
- Eckiger Handlauf.



B-3020-6

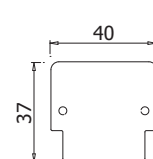


B-3020-3



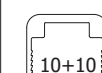
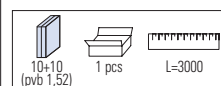
B-3021

- Tappo quadro.
- Square endcap.
- Quadrat Endkappe.



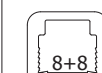
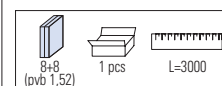
B-3012

- Guarnizione vetro.
- Gasket.
- Dichtung.



B-3013

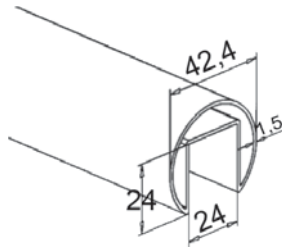

- Guarnizione vetro.
- Gasket.
- Dichtung.



xme290 A / xme290 B

B-1010 PROFILO CORRIMANO INOX AISI 316 | HANDRAIL INOX AISI 316 | HANDLAUF INOX AISI 316

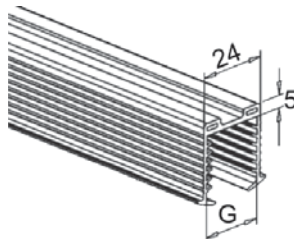
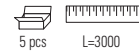
IX
Acciaio inox satinato
Satin stainless steel
Edelstahl matt



B-1010

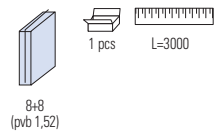
- Tubo profilo ad "u" scanalato.
- Glass channel tube.
- Glasleistenrohr.

IX



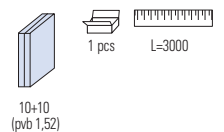
B-1015-17,5

- Guarnizione in caucciù per tubo scanalato per vetro 17,5 mm.
- Rubber profile for channel tube for glass 17,5 mm.
- Gummiprofil für Glasleistenrohr für Glas 17,5 mm.



B-1015-21,5

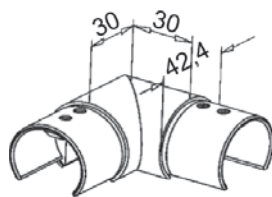
- Guarnizione in caucciù per tubo scanalato per vetro 21,5 mm
- Rubber profile for channel tube for glass 21,5 mm.
- Gummiprofil für Glasleistenrohr für Glas 21,5 mm.





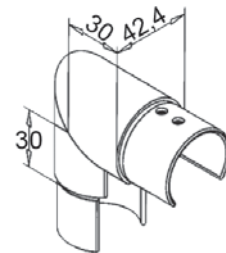
B-1012

- Gomito scanalato (orizzontale).
- Flush elbow 90° horizontal.
- Glasleistenrohr.



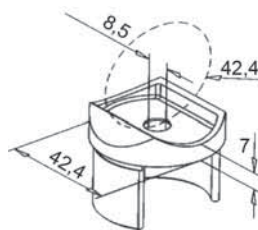
B-1016

- Gomito scanalato (verticale).
- Flush elbow 90° vertical.
- Glasleistenrohr vertikal.



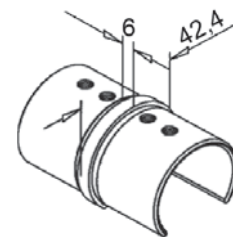
B-1014

- Sella scanalata.
- Adapter for glass channel tube.
- Rohradapter für Glasleistenrohr.



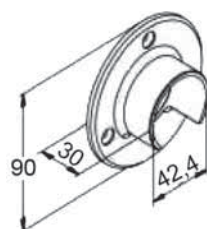
B-1017

- Giunto scanalato.
- Straight connector.
- Rohrverbinder für Glasleistenrohr.



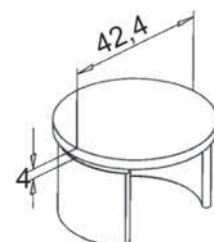
B-1011

- Piastra murale scanalata.
- Wall flange for glass channel system.
- Wandflansch für Glasleistenrohr.



B-1018

- Calotta scanalata
- Flat end cap.
- Endkappe flach.



B-4111 "OMBRELLINO" | "UMBRELLA" | "REGENSCHIRM"

B-4111-CF8 OMBRELLINO


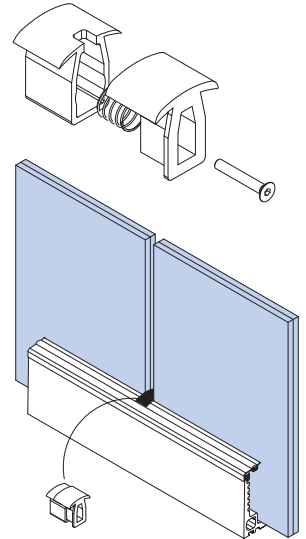
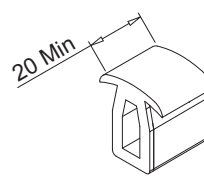
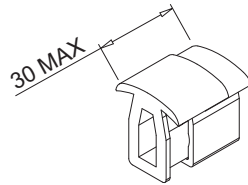
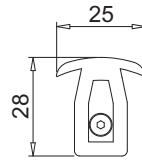
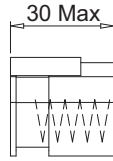
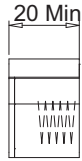
- "Ombrellino" a molla anti infiltrazione vetro/vetro confezione di 8 pezzi
- "Umbrella" adjustable gasket with spring anti-filtration glass/glass package unit of 8 pieces
- Verstellbare Dichtung "Regenschirm" Glas/Glas gegen infiltration Verpackungseinheit von 8 Stück



Patent Pending



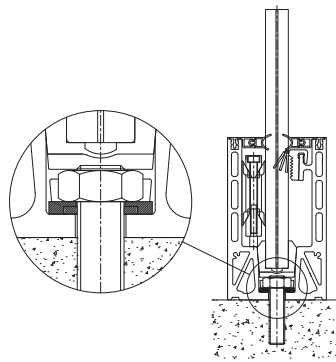
8 pcs



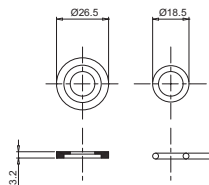
fb041p096

P-F27

- Kit anti-infiltrazione acqua per fissaggio con barra filettata
- Kit Anti.infiltration for installation with threaded bars
- Kit gegen infiltration für Montage mit Gewindestangen



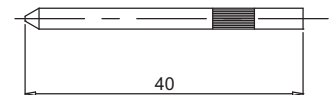
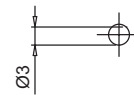
15 pcs



p-f27

P-F26

- Set 4 pz spine di congiunzione profili
- Set 4 pins connecting profiles
- Set 4 Stk Verbindungsstifte



4 pcs

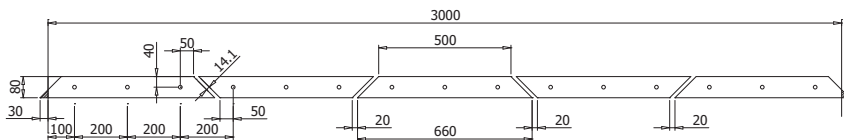
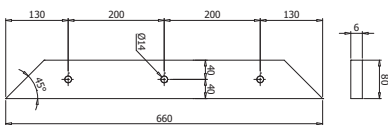
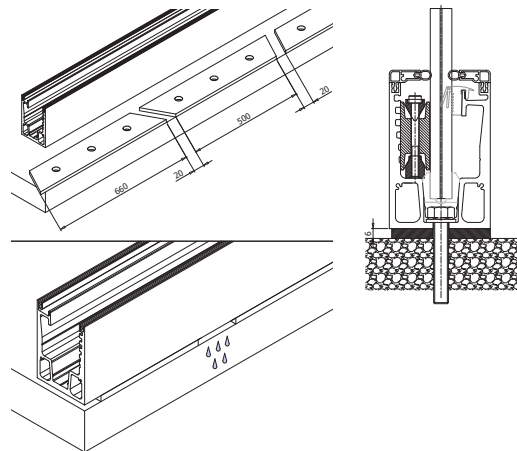
p-f26




B-4103

- Profili di scolo montaggio a pavimento per balastra B-4000.
- Drainage profiles floor installation for railing profili B-4000.
- Drainageleisten Bodenmontage Geländerprofil B-4000.

AN

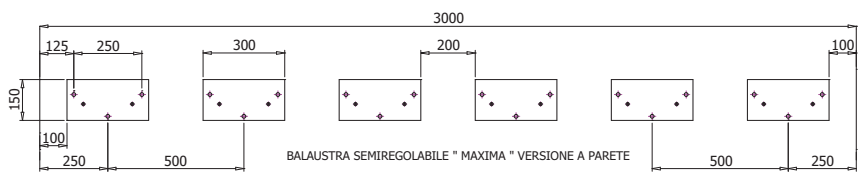
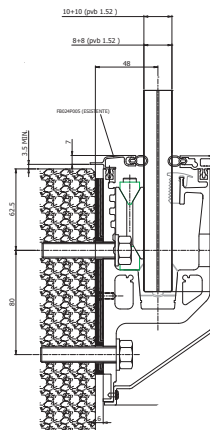
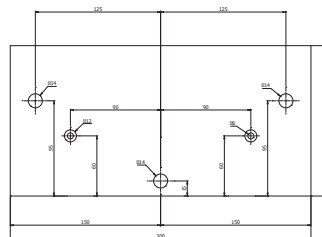


fb041-pc



B-4104

- Profili di scolo montaggio laterale per balastra B-4200.
- Drainage profiles side installation for railing profili B-4200.
- Drainageleisten Seitenmontage Geländerprofil B-4200.



BALAUSTR A SEMIREGOLABILE " MAXIMA " VERSIONE A PARETE

FB-041-SCHEMI-GOCCIOLATOI

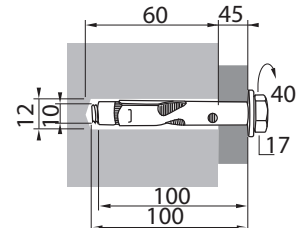
fb041-pc

TASSELLI, ANCHORS, ANKER



P-F35

- Tassello multiuso in acciaio zincato passante con vite TE 8.8
- Heavy duty anchor with screw TE, zinc-plated steel
- Schwerlastanker mit Schraube TE 8.8, galvanisch verzinkter Stahl



B-4000 | B-4010 | B-4050 | B-4200 | B-4300 | B-5000 | B-5500 | B-6000 | B-6250 | B-6200 | B-6220



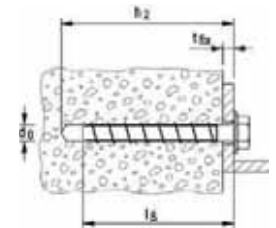
Art. acciaio zincato zinc flake coated steel zinklamellenbeschichtet	Certificazione Approval Zulassung	Ø Foro Drill Hole diameter Bohrerenn- durchmesser	Profondità foro min Drill hole depth for through fixings Min. Bohrlochtiefe bei Durchsteckmontage	Lunghezza ancorante Anchor length Dübellänge	Max spessore fissabile Max fixture thickness Max. Dicke des Anbauteils	Ø x L	Coppia di serraggio Installation torque Montage - Drehmoment	Chiave di serraggio Installation wrench Schraubenschlüssel
P-F35	ETA	mm. 12	mm. 60	mm. 100	mm. 45	M 10 X 100	Nm 40	mm. 17

Calcestruzzo non fessurato - Not cracked concrete - Nicht gerissener Beton							
Art. acciaio zincato zinc flake coated steel zinklamellenbeschichtet	Profondità ancoraggio Embedment depth Effektive Verankerungstiefe	Spessore minimo Min member thickness Minimale Bauteildicke	Coppia di serraggio Installation torque Montage - Drehmoment	Carico ammissibile a trazione Permissible tensile load zulässige Zuglast	Carico ammissibile a taglio Permissible shear load zulässige	Interasse minimo Min spacing Min. Achsabstand	Distanza minima del bordo Min edge distance Min. Randabstand
P-F35	mm. 60	mm. 120	Nm 40	kN 12	kN 20	mm. 145	mm. 75



FBS 12X110+15

- Vite autofilettante in acciaio zincato per calcestruzzo a testa esagonale, flangiata a rondella integrata
- Concrete screw, zinc plated steel. When the concrete screw is screwed into the drill hole, the thread flanks cut positively into the concrete.
- Betonschraube, galvanisch verzinkter Stahl. Beim Eindrehen der Betonschraube in das Bohrloch schneiden sich die gewindeflanken formschlüssig in den Beton ein.



B-4000 | B-4010 | B-4050 | B-4200 | B-4300 | B-5000 | B-5500 | B-6000 | B-6250 | B-6200 | B-6220



Approvato per: Calcestruzzo non fessurato con classe di resistenza da C20/25 a C50/60. Adatto anche per: Calcestruzzo non fessurato con classe di resistenza C12/15 e C16/20. Pietra naturale compatta

Building materials approved for concrete C20/25 two 50/60, non - cracked also suitable for: concrete C12/15, and natural stone with dense structure.

Zugelassen für Beton C20/25 bis C50/60, gerissen und ungerissen Auch geeignet für beton C12/15, Naturstein mit dichtem Gefüge

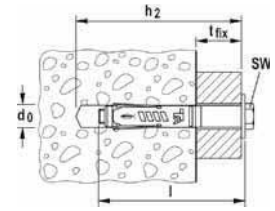
Art. acciaio zincato zinc flake coated steel zinklamellenbeschichtet	Certificazione Approval Zulassung	Ø Foro Drill Hole diameter Bohrerenn- durchmesser	Profondità foro min Drill hole depth for through fixings Min. Bohrlochtiefe bei Durchsteckmontage	Lunghezza vite Screw length Schraubenlänge	Max spessore fissabile Max fixture thickness Max. Dicke des Anbauteils	Chiave di serraggio Installation wrench Installationsschlüssel	Coppia di serraggio nominale avvitatore ad impulsi Nominal installation torque with electrical tool Nenn Drehmoment mit elektrischem Werkzeug	Coppia di serraggio massima chiave dinamometrica Max installation torque with torque wrench Max. Einbaumoment mit Drehmomentschlüssel
FBS 12x110+15	ETA	mm. 12	mm. 120	mm. 110	mm. 10	mm. 17	Nm 450	Nm 60

Calcestruzzo fessurato - Cracked concrete - Nicht gerissener Beton							
Art. acciaio zincato zinc flake coated steel zinklamellenbeschichtet	Profondità ancoraggio Embedment depth Effektive Verankerungstiefe	Spessore minimo Min member thickness Minimale Bauteildicke	Coppia di serraggio Installation torque Montage - Drehmoment	Carico ammissibile a trazione Permissible tensile load zulässige Zuglast	Carico ammissibile a taglio Permissible shear load zulässige	Interasse minimo Min spacing Min. Achsabstand	Distanza minima del bordo Min edge distance Min. Randabstand
FBS 12	mm. 80	mm. 150	Nm < 60	kN 12,3	kN 20	mm. 80	mm. 80
Calcestruzzo non fessurato - Not cracked concrete - Nicht gerissener Beton							
				kN 17,2	kN 20	mm. 80	mm. 80



TA M8 T/25 S

- Tassello multiuso in acciaio zincato passante con vite TE 8.8
- Heavy duty anchor with screw TE, zinc-plated steel
- Schwerlastanker mit Schraube TE, galvanisch verzinkter Stahl



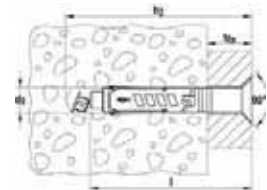
- B-4000 | B-4010 | B-4050 | B-4200 | B-4300 | B-5000 |
B-5500 | B-6000 | B-6250 | B-6200 | B-6220**

15 pcs




TA M8/30 SK

- Tassello multiuso in acciaio zincato passante con vite TE 8.8
- Heavy duty anchor with screw TE, zinc-plated steel
- Schwerlastanker mit Senktopf Schraube, galvanisch verzinkter Stahl



- B-2500 | B-4300 | B-4500**

15 pcs



Approvato per: Calcestruzzo non fessurato con classe di resistenza da C20/25 a C50/60. Adatto anche per: Calcestruzzo non fessurato con classe di resistenza C12/15 e C16/20. Pietra naturale compatta.


Building materials approved for concrete C20/25 two 50/60, non - cracked also suitable for: concrete C12/15, and natural stone with dense structure.

Zugelassen für Beton C20/25 bis C50/60, gerissen und ungerissen Auch geeignet für beton C12/15, Naturstein mit dichtem Gefüge.

Art. acciaio zincato zinc flake coated steel zinklamellenbeschichtet	Certificazione Approval Zulassung	Ø Foro Drill Hole diameter Bohrmänn- durchmesser	Profondità foro min Drill hole depth for through fixings Min. Bohrlochtiefe bei Durchsteckmontage	Lunghezza ancorante Anchor lenght Dübellänge	Max spessore fissabile Max fixture thickness Max. Dicke des Anbauteils	Ø x L	Coppia di serraggio Installation torque Montage - Drehmoment	Chiave di serraggio Installation wrench Schraubenschlüssel
TA M8 T/25 S	ETA	mm. 12	mm. 95	mm. 84	mm. 25	M 8 X 80	Nm 20	mm. 13
TA M8/30 SK	-	mm. 12	mm. 100	mm. 84	mm. 30	M 8 X 90	Nm 25	mm. 5

Calcestruzzo non fessurato - Not cracked concrete - Nicht gerissener Beton							
Art. acciaio zincato zinc flake coated steel zinklamellenbeschichtet	Profondità ancoraggio Embedment depth Effektive Verankerungstiefe	Spessore minimo Min member thicness Minimale Bauteildicke	Coppia di serraggio Installation torque Montage - Drehmoment	Carico ammissibile a trazione Permissible tensile load zulässige Zuglast	Carico ammissibile a taglio Permissible shear load zulässige	Interasse minimo Min spacing Min. Achsabstand	Distanza minima del bordo Min. Randabstand
TA M8 T	mm. 45	mm. 100	Nm 20	kN 5,7	kN 6,7	mm. 90	mm. 60

- PENSILINE
- CANOPIES
- VORDÄCHER

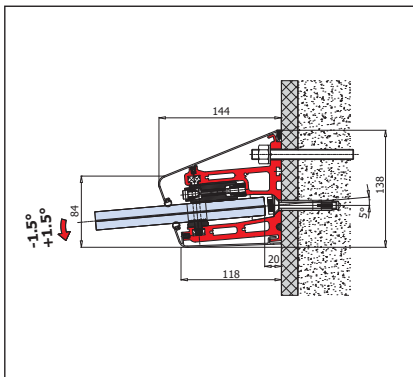


B-4040 MAXIMA JOLLY PACK



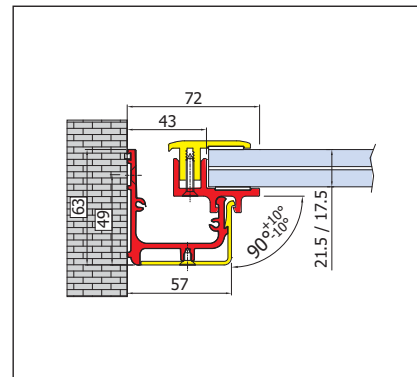
PRESA PENSILINA

▶ 418



PRICE LIST 2017 ▶ 325

▶ 419



PRICE LIST 2017 ▶ 327

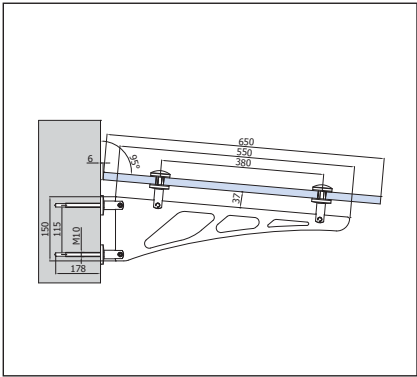


TECNO PENSILINA



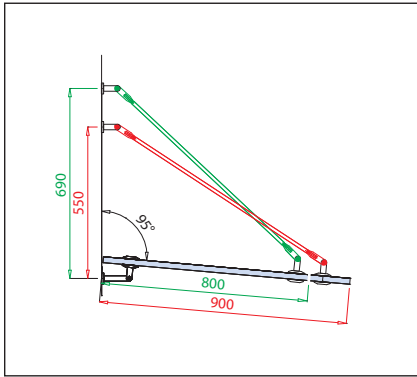
SKY / ECOSKY PENSILINA

► 419



PRICE LIST 2017 ► 328

► 421



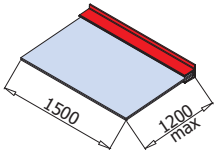
PRICE LIST 2017 ► 329

PENSILINE IN VETRO | ADJUSTABLE CANOPY | VERSTELLBARES VORDACH SYSTEM

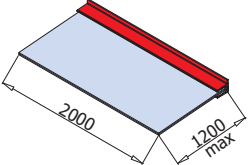
B-4040 MAXIMA JOLLY PACK



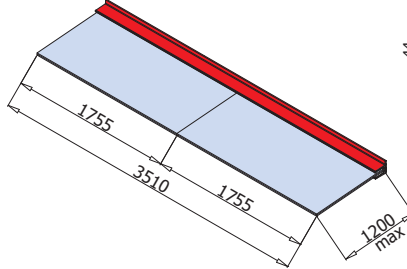
B-4040 set 1
Jolly Pack Set 1



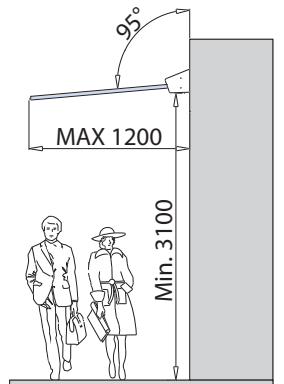
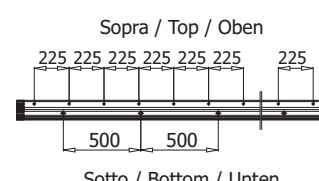
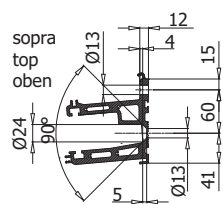
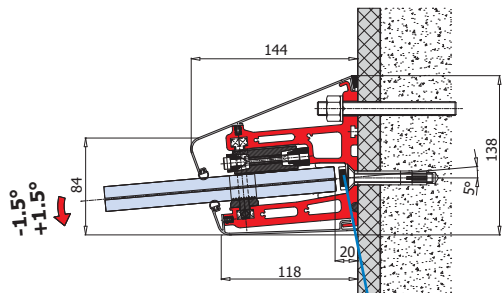
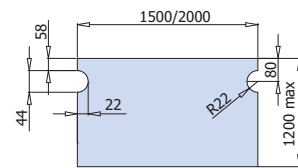
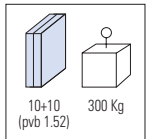
B-4040 set 2
Jolly Pack Set 2



B-4040 set 3
Jolly Pack Set 3



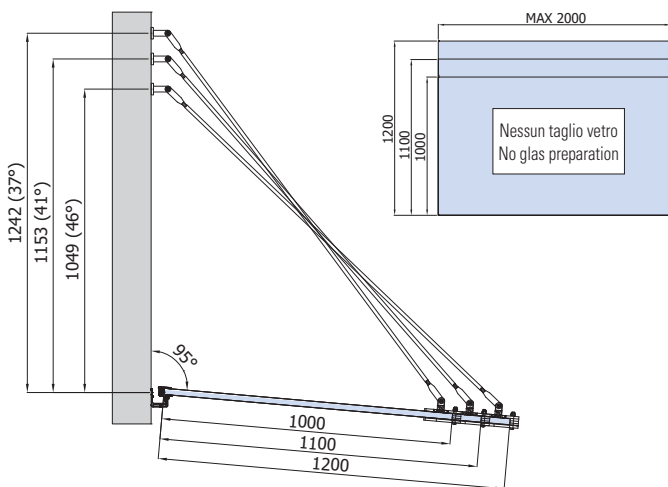
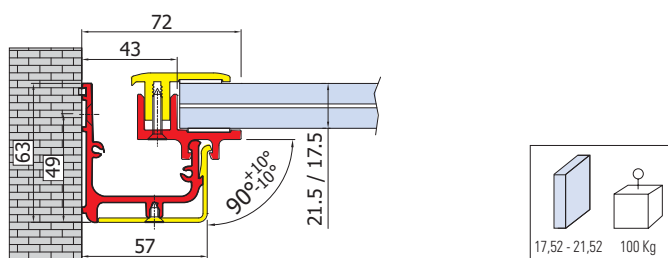
- Preparazione vetro
- Glass preparation
- Glasbearbeitung



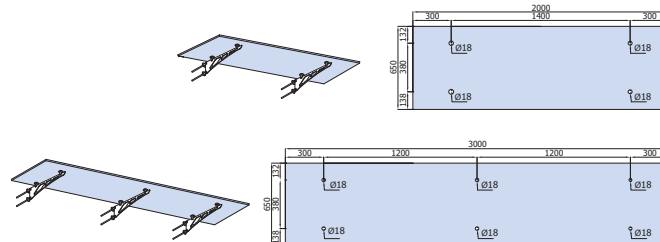
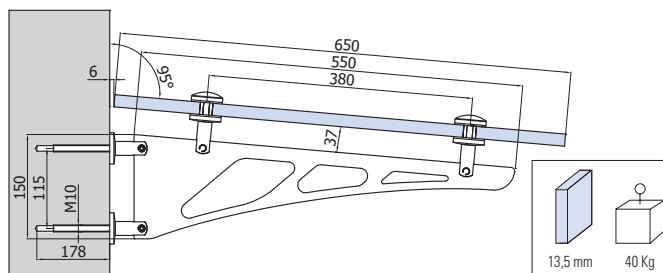
- Sede per LED 18x5 max
- Channel for LED
- Sitz für LED

PENSILINE IN VETRO | ADJUSTABLE CANOPY | VERSTELLBARES VORDACH SYSTEM

PRESA PENSILINA



TECNO PENSILINA



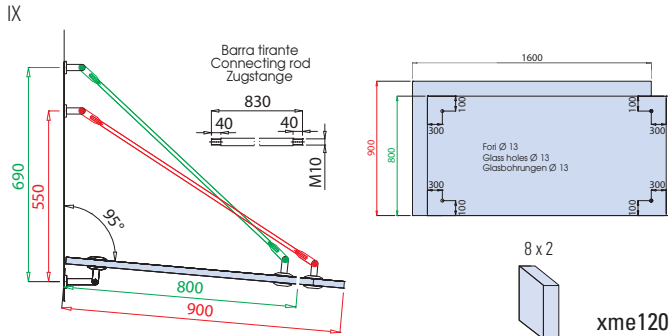
PENSILINE IN VETRO | ADJUSTABLE CANOPY | VERSTELLBARES VORDACH SYSTEM



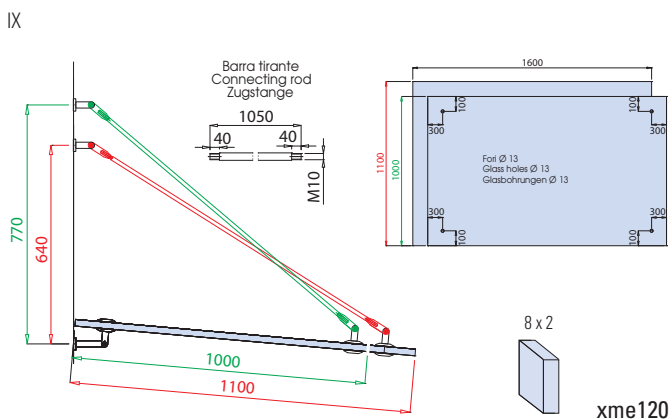
SKY / ECOSKY PENSILINA



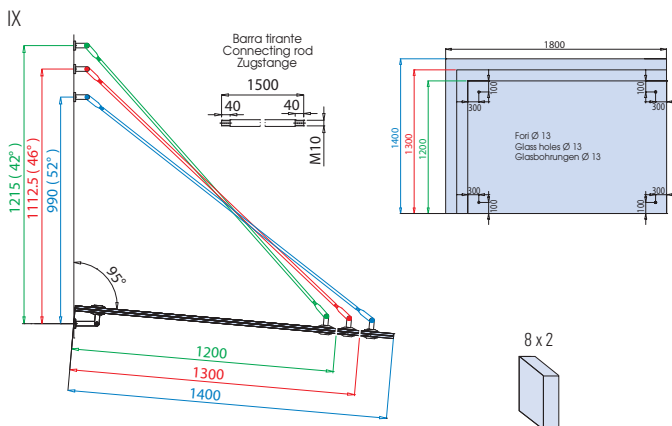
ECOSKY SET 1 SMALL



ECOSKY SET 2 SMALL

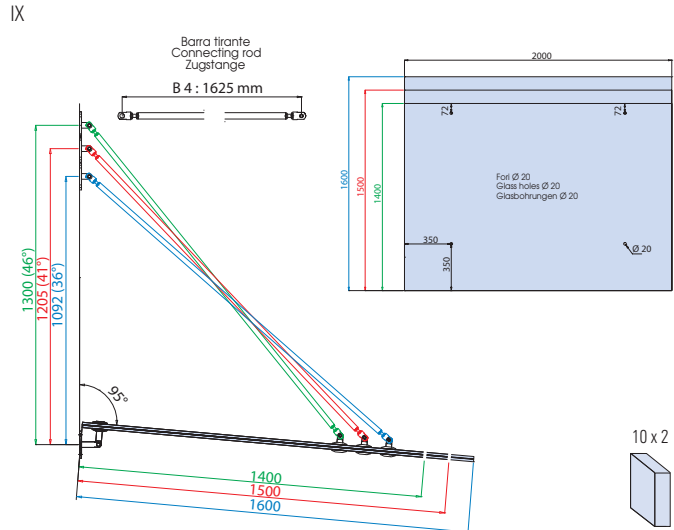


ECOSKY SET 3 MEDIUM

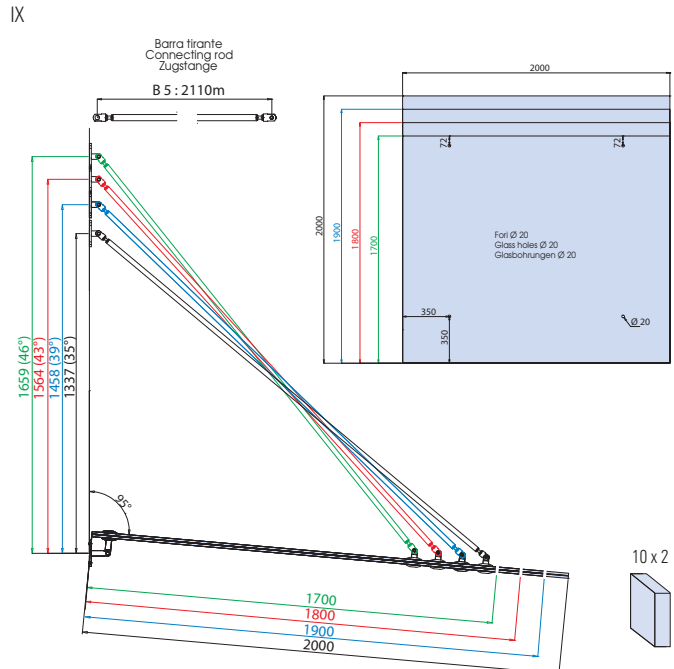


PRICE LIST 2017 ▶ 329

SKY M10 SET 4



SKY M10 SET 5



PRICE LIST 2017 ▶ 330

xme056-b

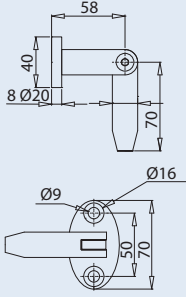
421



ES-G2083E3

- Punto di fissaggio superiore per Ecosky set 1, set 2, set 3.
- Upper fastening point for Ecosky set 1, set 2, set 3.
- Befestigungspunkt oben für Ecosky set 1, set 2, set 3.

IX



PRICE LIST 2017 ▶ 331

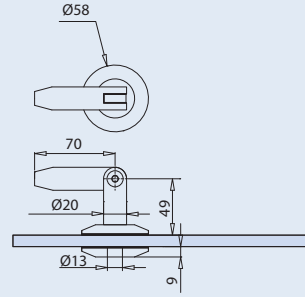
xme056



ES-G2083E2

- Fissaggio a punto Ø 58 per Ecosky set 1, set 2, set 3.
- Fissaggio a punto sul vetro Ø 58 mm.
- Point fitting Ø 58 for Ecosky set 1, set 2, set 3. Point fitting Ø 58 mm.
- Punkthalter Ø 58 für Ecosky set 1, set 2, set 3. Punkthalter Ø 58 mm.

IX



PRICE LIST 2017 ▶ 331

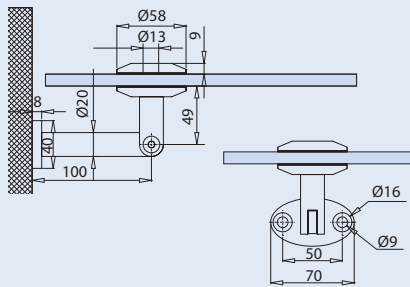
xme056



ES-G2083E1

- Punto di fissaggio inferiore per Ecosky set 1, set 2, set 3.
- Lower fastening point for Ecosky set 1, set 2, set 3.
- Befestigungspunkt unten für Ecosky set 1, set 2, set 3.

IX



PRICE LIST 2017 ▶ 331

xme056



ES-G2083E - B1 (830 mm)

- Barra tirante lunghezza standard per Ecosky set 1.
- Connecting rod standard length for Ecosky set 1.
- Zugstange Lagerlänge für Ecosky set 1.

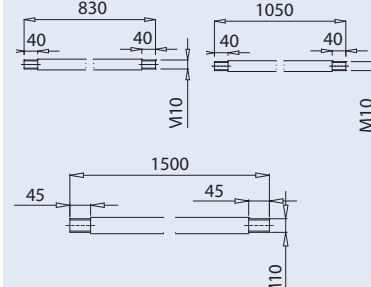
ES-G2083E - B2 (1050 mm)

- Barra tirante lunghezza standard per Ecosky set 2.
- Connecting rod standard length for Ecosky set 2.
- Zugstange Lagerlänge für Ecosky set 2.

ES-G2083E (1500 mm)

- Barra tirante lunghezza standard per Ecosky set 3.
- Connecting rod standard length for Ecosky set 3.
- Zugstange Lagerlänge für Ecosky set 3.

IX



PRICE LIST 2017 ▶ 331

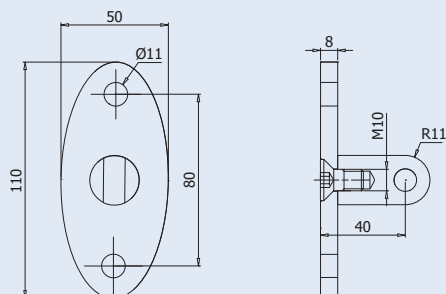
xme056



S-100

- Piastra di fissaggio superiore per Sky set 4 e set 5.
- Upper fastening plate suitable for Sky set 4, set 5.
- Befestigungsplatte oben passend für Sky set 4, set 5.

IX



PRICE LIST 2017 ▶ 331

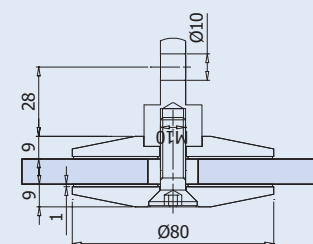
xme056c



S-102

- Fissaggio a punto Ø 80 con attacco per Sky set 4, set 5.
- Point fitting Ø 80 mm with mounting link for canopy Sky set 4, set 5.
- Punkthalter Ø 80 mm mit Lasche für Sky Vordach-Set 4, Set 5.

IX



PRICE LIST 2017 ▶ 331

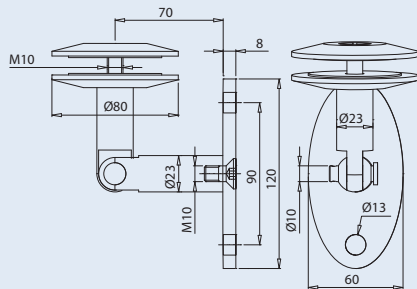
xme056c



S-104

- Piastra di fissaggio inferiore uguale per i set Sky set 4, set 5.
- Lower fastening plate suitable for Sky set 4, set 5.
- Befestigungsplatte unten passend für Sky set 4, set 5.

IX



PRICE LIST 2017 ► 331

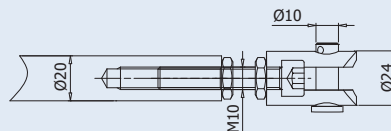
xme056c



B4-B5

- Barra tirante lunghezza standard 1625 mm (B4) 2110 mm (B5) per Sky set 4 e set 5.
- Connecting rod standard length 1625 mm (B4) 2110 mm (B5) for Sky set 4, set 5.
- Zugstange Lagerlänge 1625 mm (B4) 2110 mm (B5) für Sky set 4, set 5.

IX



PRICE LIST 2017 ► 331

xme056c



S-105

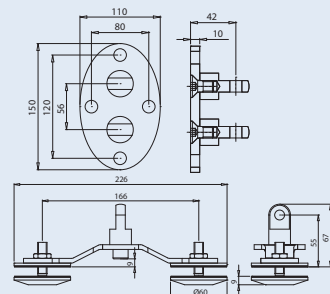
- Piastra di fissaggio superiore con doppio aggancio.
- Upper fastening plate with 2 eye links.
- Befestigungsplatte oben mit 2 Ösen.

IX

S-106

- Punto di fissaggio a 2 vie doppio aggancio Ø 60.
- Connector for 2 fixed point fittings Ø 60.
- 2-arm Punkthalter Ø 60.

IX



PRICE LIST 2017 ► 331

xme056c



B-4040

► 418







A

**SISTEMI SCORREVOLI
 SLIDING DOOR SYSTEMS
 SCHIEBETÜRSYSTEME**

6

B

**BOX DOCCIA
 SHOWER BOX
 DUSCHKABINEN**

111

C

**PARETI MOBILI
 SLIDING WALLS
 SCHIEBEWÄNDE**

189

D

**PARETI DIVISORIE E STIPITI
 PARTITION WALLS AND FRAMES
 TRENNWÄNDE UND ALUMINIUMZARGEN**

223

E

**SERRATURE E CERNIERE
 LOCKS AND HINGES
 SCHLÖSSER UND BÄNDER**

269

F

**MANIGLIE MANIGLIONI POMOLI
 DOORHANDLES PULLHANDLES KNOBS
 TÜRGRIFFE STOSSGRIFFE KNÖPFE**

299

G

**PORTE ESTERNE
 PATCH FITTINGS
 GANZGLASANLAGEN**

311

H

**BALAUSTRE E PENSILINE
 RAILING AND CANOPY SYSTEMS
 GANZGLASGELÄNDER UND VORDACH SYSTEME**

341

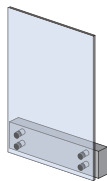
I

**DISTANZIALI, MORSETTI E ACCESSORI
 POINT FITTINGS, CLAMPS AND ACCESSORIES
 PUNKTHALTERUNGEN, KLEMMBEFESTIGUNGEN
 UND ZUBEHÖR**

427

427

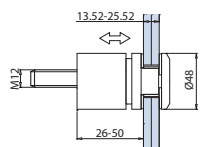
- PARAPETTI PUNTUALI
- RAILINGS WITH POINT FITTINGS
- GANZGLASGELÄNDER MIT PUNKTHALTERUNGEN



DISTANZIALI REGOLABILI

ADJUSTABLE
POINT FITTINGS
VERSTELLBARE
PUNKTHALTERUNGEN

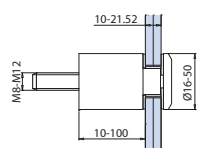
►446



DISTANZIALI CON COLLO DI SOSTEGNO

POINT FITTINGS
WITH SUPPORT
PUNKTHALTERUNGEN
MIT HALS

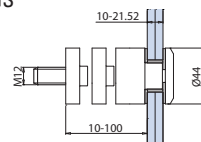
►447 - 448



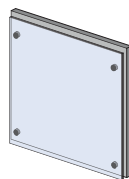
DISTANZIALI MODULABILI

MODULAR POINT FITTINGS
PUNKTHALTERUNGEN
MIT VERLÄNGERUNGEN

►448 - 449



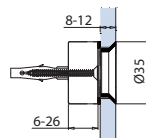
- PUNTI DI FISSAGGIO
- POINT FITTINGS
- PUNKTHALTERUNGEN



PUNTI DI FISSAGGIO CON DISTANZIALE SVASATI PER FISCHER

COUNTERSUNK
POINT FITTINGS
FLÄCHENBUNDIGE
PUNKTHALTERUNGEN

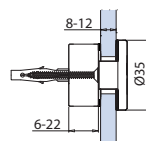
►452



PUNTI DI FISSAGGIO TESTA PIANA PER FISCHER

POINT FITTINGS
FOR ANCHOR
PUNKTHALTERUNGEN
FÜR ANKER

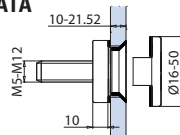
►452



PUNTI DI FISSAGGIO SVASATI E PIANI PER BARRA FILETTATA

POINT FITTINGS
FOR THREADED BAR
PUNKTHALTERUNGEN
FÜR GEWINDESTANGE

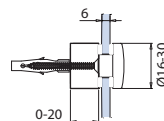
►452



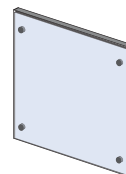
PUNTI DI FISSAGGIO PER TARGHE

POINT FITTINGS
FOR PLATES
PUNKTHALTERUNGEN
FÜR WERBESCHILD

►455



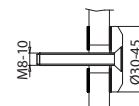
- TAPPI DI FISSAGGIO
- POINT HOLDER
- PUNKTHALTER



TAPPO PIANO PER VITE

POINT HOLDER
FOR SCREW
PUNKTHALTER
FÜR SCHRAUBE

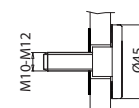
►452



TAPPO PIANO PER BARRA FILETTATA

POINT HOLDER
FOR THREADED BAR
PUNKTHALTER
FÜR GEWINDESTANGE

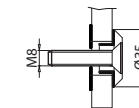
►452



TAPPO PIANO CON COLLO PER VITE

POINT HOLDER
WITH SUPPORT FOR SCREW
PUNKTHALTER
MIT HALS FÜR SCHRAUBE

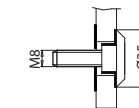
►452



TAPPO PIANO CON COLLO PER BARRA FILETTATA

POINT HOLDER
WITH SUPPORT
FOR THREADED BAR
PUNKTHALTER
MIT HALS FÜR GEWINDESTANGE

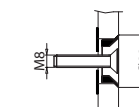
►452



TAPPO SVASATO PER VITE

COUNTERSUNK
POINT HOLDER FOR CREW
FLÄCHENBUNDIGE
PUNKTHALTER
FÜR SCHRAUBE

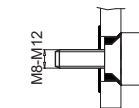
►455



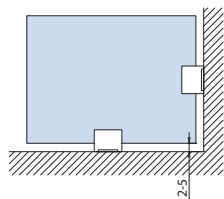
TAPPO SVASATO PER BARRA FILETTATA

COUNTERSUNK
POINT HOLDER
FOR THREADED BAR
FLÄCHENBUNDIGE
PUNKTHALTER
FÜR GEWINDESTANGE

►454

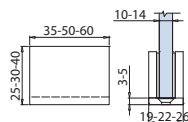


- MORSETTI SENZA TACCA NEL VETRO
- CLAMPS WITHOUT GLASS PREPARATION
- KLEMMEN OHNE GLASBEARBEITUNG

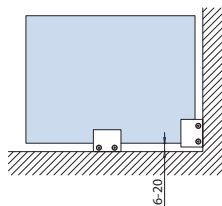


M-115/M-116/M-117

► 435

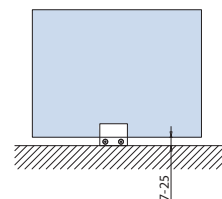
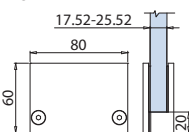


- MORSETTI SENZA TACCA NEL VETRO PER VETRI SOLLEVATI
- CLAMPS WITHOUT GLASS PREPARATION FOR RAISED GLASSES
- KLEMMEN OHNE GLASBEARBEITUNG FÜR ANGEHOBE NE GLASSCHEIBEN



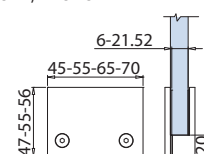
M-101/M-102/M-103 dx-sx

► 432



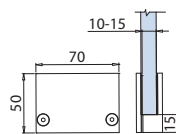
V-046/M126/V-047/V-043

► 441 - 442



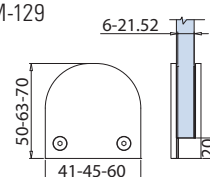
M-105/ M-106 dx-sx/ M-107/
M108dx-sx

► 432 - 433



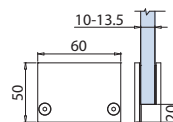
V-044/V-045/M-129

► 440



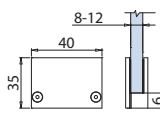
M109/M-110 dx-sx

► 433 - 434



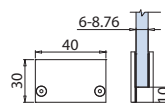
M-111/M-112

► 434



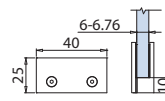
M-113

► 434

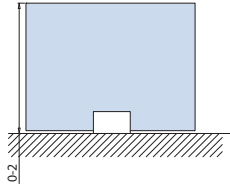


M-114

► 435

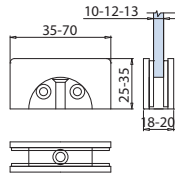


- MORSETTI CON TACCA NEL VETRO
- CLAMPS WITH GLASS PREPARATION
- KLEMMEN MIT GLASBEARBEITUNG



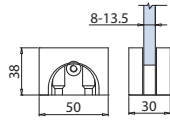
M-118/M-119/M-120

► 436

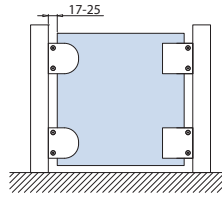


MQ-9

► 436

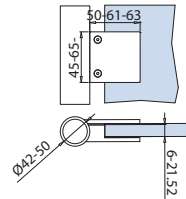


- MORSETTI IN ZAMA E INOX PER MONTANTI TUBOLARI
- CLAMPS IN INOX/ZINC ALLOY FOR TUBES
- KLEMMEN AUS ZAMAK/EDELSTAHL FÜR ROHRE



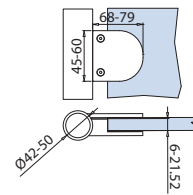
M-128/M-127/M-134

► 433 - 444 - 437



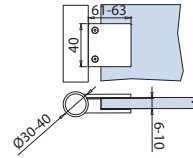
M-130-/M-130

► 441



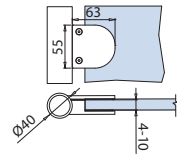
M-124/M125

► 437 - 438

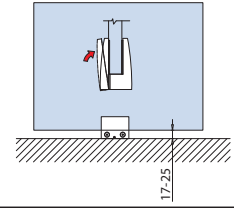


M-122

► 437

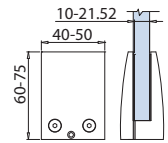


- MORSETTI IN ZAMA E INOX PER SPESSORI VARIABILI
- CLAMPS IN INOX/ZINC ALLOY FOR VARIABLE THICKNESSES
- KLEMMEN AUS ZAMAK/EDELSTAHL FÜR VARIABLE GLASSTÄRKEN



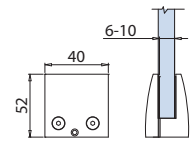
M-132/M-133

► 444



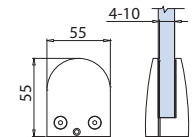
M-123

► 437

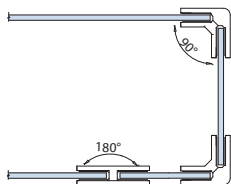


M-121

► 437

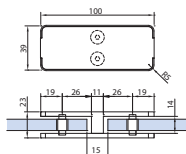


- MORSETTI INOX VETRO-VETRO 180° E 90°
- CLAMPS IN INOX GLASS TO GLASS 180°, 90°
- KLEMMEN AUS EDELSTAHL GLAS-GLAS 180°, 90°



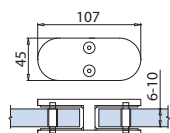
V-083-180 N / V-049-180 N

►443



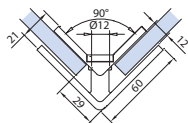
V-048-180

►440



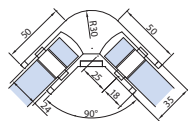
V-083-90 N

►443



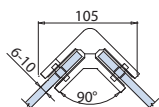
V-049-90 N

►443

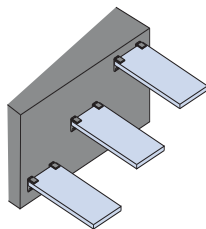


V-048-90

►441



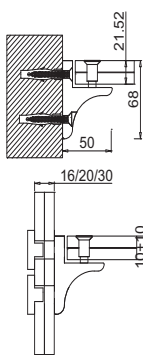
- ACCESSORI PER SCALE
- GLASS STAIRS SUPPORTS
- GLASSTUFENHALTER



V-067 - V-081

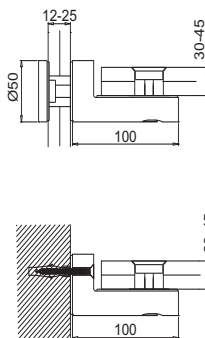
►461

►462

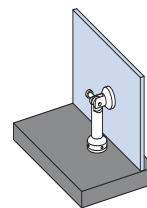


V-082/V-083

►460

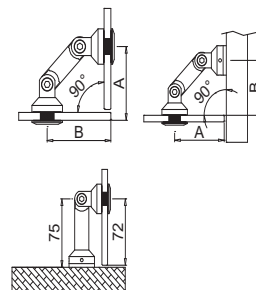


- RAGNETTI CON FISSAGGI PUNTUALI
- SPIDERS WITH POINT HOLDERS
- SPINNEN MIT PUNKTHALTER



PG-145/PG-139/PG-120/PG-150

►459

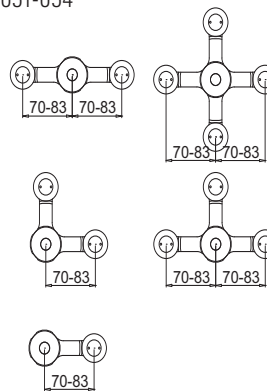


RA-101-104/RA 051-054

►457

►458

►459

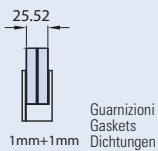
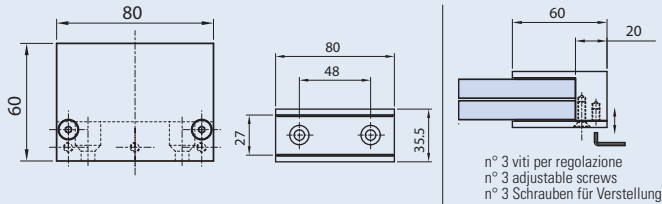


MORSETTI IN OTTONE | CLAMPS MATERIAL BRASS | KLEMMBESCHLÄGE MATERIAL MESSING



- M-101**
- Morsetto rettangolare in ottone regolabile 60 x 80 x 27 mm.
 - Brass clamp adjustable 60 x 80 x 27 mm.
 - Messing Klemme verstellbar 60 x 80 x 27 mm.

CR - NS



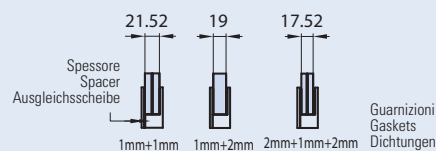
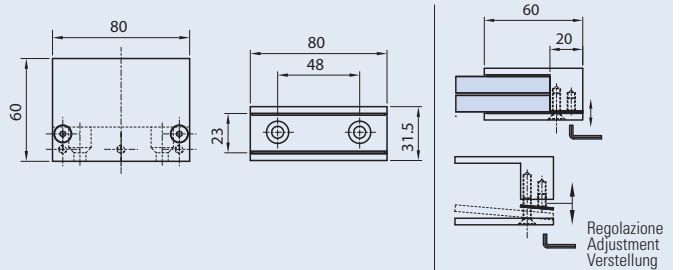
PRICE LIST 2017 ► 336

XFB-038



- M-102**
- Morsetto rettangolare in ottone regolabile 60 x 80 x 23 mm.
 - Brass clamp adjustable 60 x 80 x 23 mm.
 - Messing Klemme verstellbar 60 x 80 x 23 mm.

CR - NS



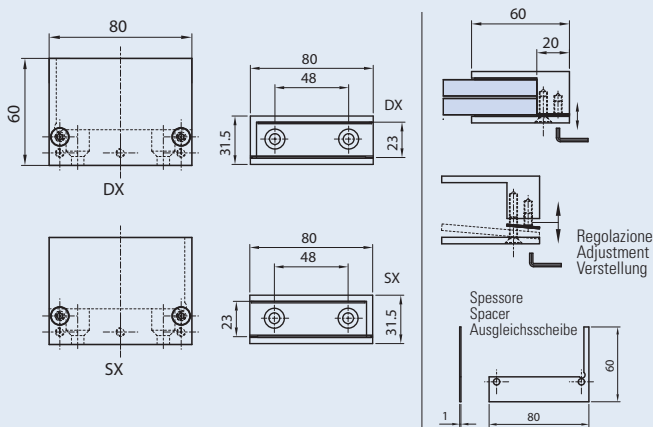
PRICE LIST 2017 ► 336

XFB-038

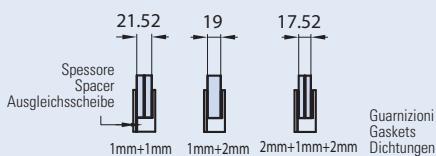


- M-103 DX | M-103 SX**
- Morsetto rettangolare in ottone chiuso regolabile 60 x 80 x 23 mm.
 - Brass clamp adjustable 60 x 80 x 23 mm.
 - Messing Klemme verstellbar 60 x 80 x 23 mm.

CR - NS



Guarnizioni | Gaskets | Dichtungen



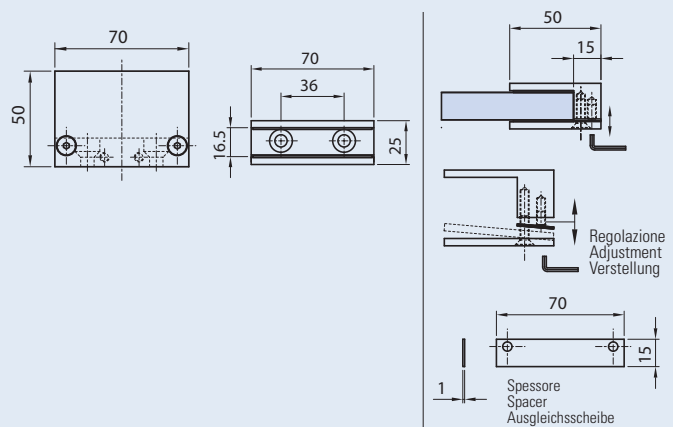
PRICE LIST 2017 ► 336

XFB-038

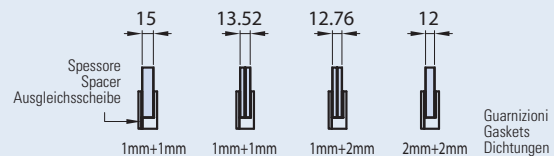


- M-105**
- Morsetto rettangolare in ottone chiuso regolabile 50 x 70 x 16,5 mm.
 - Brass clamp adjustable 50 x 70 x 16,5 mm.
 - Messing Klemme verstellbar 50 x 70 x 16,5 mm.

CR - NS



Guarnizioni | Gaskets | Dichtungen



PRICE LIST 2017 ► 336

XFB-038

MORSETTI IN OTTONE | CLAMPS MATERIAL BRASS | KLEMBESCHLÄGE MATERIAL MESSING



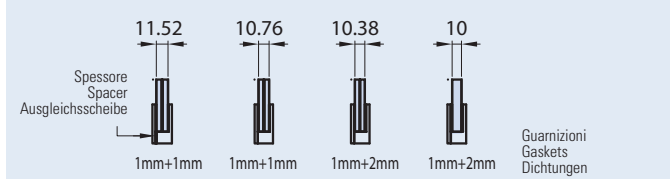
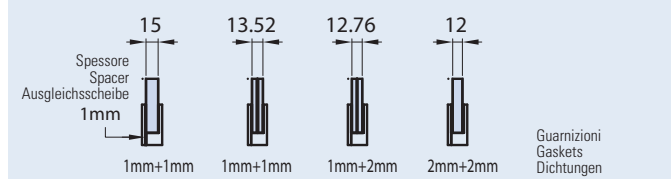
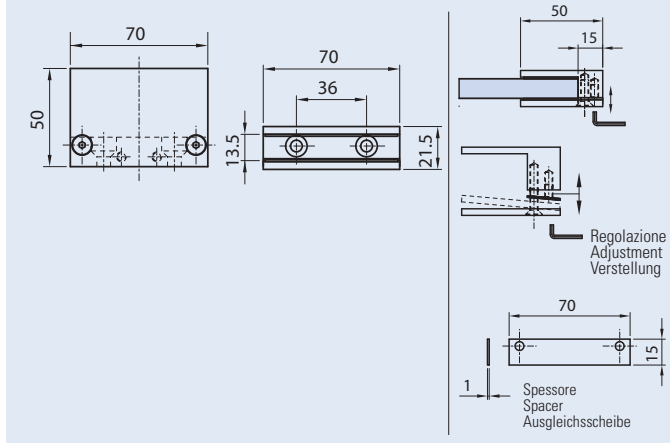
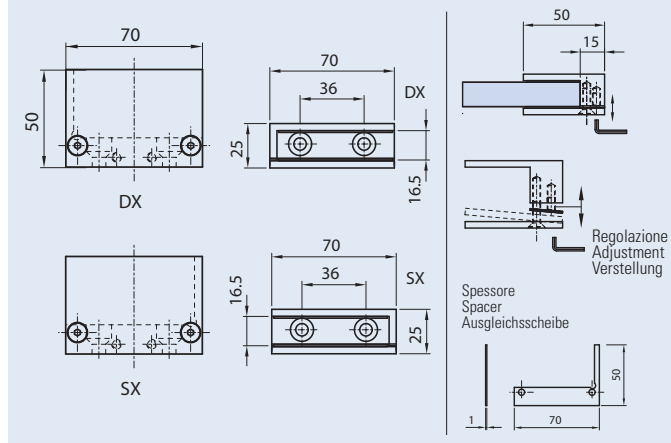
- M-106 DX | M-106 SX**
- Morsetto rettangolare in ottone chiuso regolabile 50 x 70 x 16,5 mm.
 - Brass clamp adjustable 50 x 70 x 16,5 mm.
 - Messing Klemme verstellbar 50 x 70 x 16,5 mm.

CR - NS



- M-107**
- Morsetto rettangolare in ottone chiuso regolabile 50 x 70 x 13,5 mm.
 - Brass clamp adjustable 50 x 70 x 13,5 mm.
 - Messing Klemme verstellbar 50 x 70 x 13,5 mm.

CR - NS



PRICE LIST 2017 ▶ 337

XFB-039

PRICE LIST 2017 ▶ 337

XFB-039



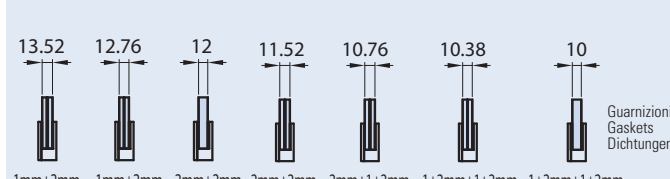
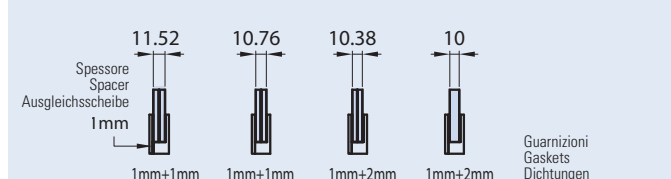
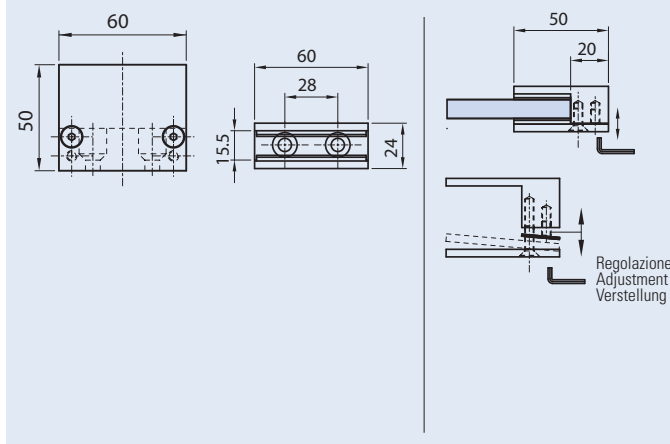
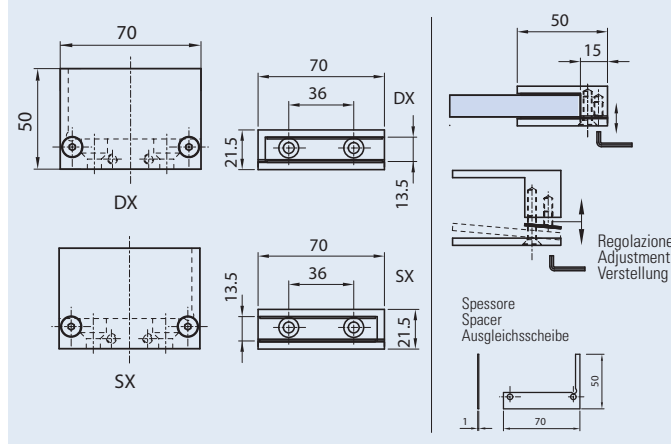
- M-108 DX | M-108 SX**
- Morsetto rettangolare in ottone chiuso regolabile 50 x 70 x 13,5 mm.
 - Brass clamp adjustable 50 x 70 x 13,5 mm.
 - Messing Klemme verstellbar 50 x 70 x 13,5 mm.

CR - NS



- M-109**
- Morsetto rettangolare in ottone regolabile 50 x 60 x 15,5 mm.
 - Brass clamp adjustable 50 x 60 x 15,5 mm.
 - Messing Klemme verstellbar 50 x 60 x 15,5 mm.

CR - NS



PRICE LIST 2017 ▶ 337

XFB-039

PRICE LIST 2017 ▶ 337

XFB-039

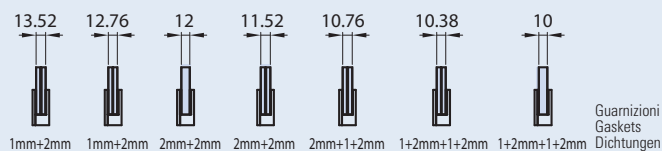
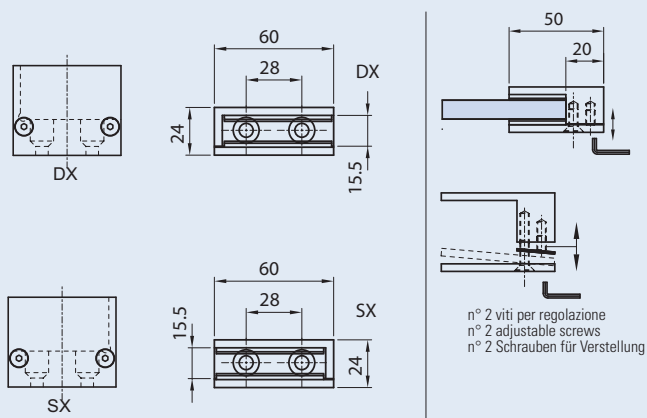
MORSETTI IN OTTONE | CLAMPS MATERIAL BRASS | KLEMMBESCHLÄGE MATERIAL MESSING



M-110 DX | M-110 SX

- Morsetto rettangolare in ottone chiuso regolabile 50 x 60 x 15,5 mm.
- Brass clamp adjustable 50 x 60 x 15,5 mm.
- Messing Klemme verstellbar 50 x 60 x 15,5 mm.

CR - NS



PRICE LIST 2017 ▶ 338

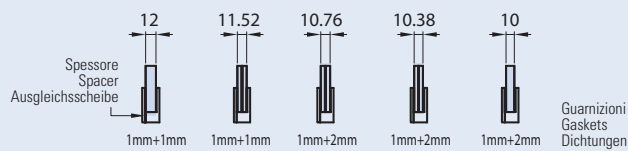
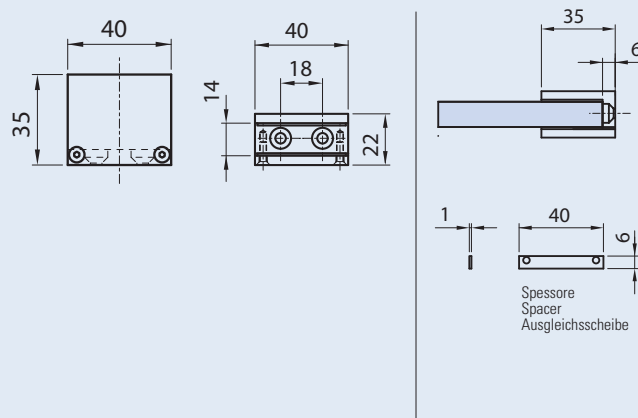
XFB-040



M-111

- Morsetto rettangolare in ottone regolabile 35 x 40 x 14 mm.
- Brass clamp adjustable 35 x 40 x 14 mm.
- Messing Klemme 35 x 40 x 14 mm.

CR - NS



PRICE LIST 2017 ▶ 338

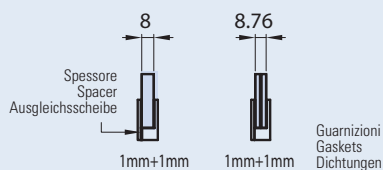
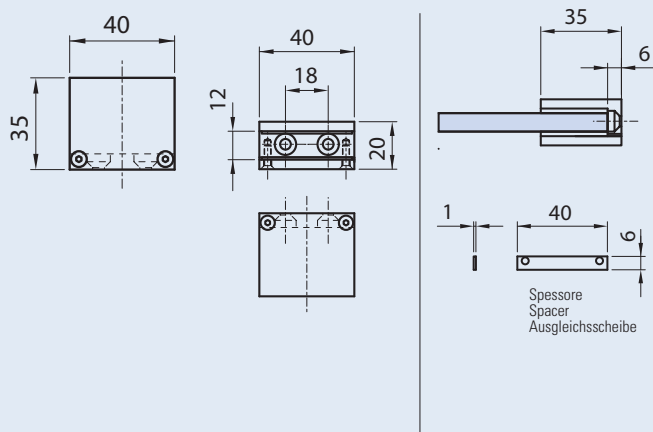
XFB-040



M-112

- Morsetto rettangolare in ottone 35 x 40 x 12 mm.
- Brass clamp 35 x 40 x 12 mm.
- Messing Klemme 35 x 40 x 12 mm.

CR - NS



PRICE LIST 2017 ▶ 338

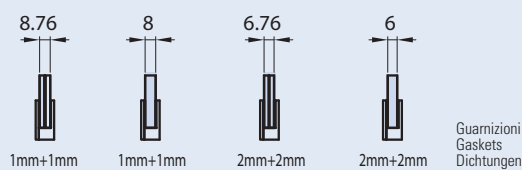
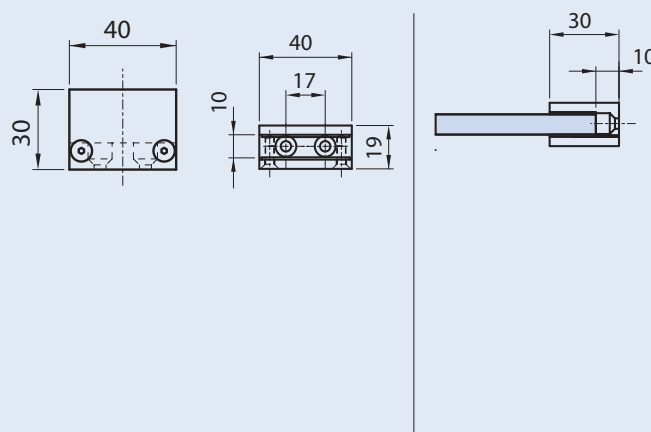
XFB-040



M-113

- Morsetto rettangolare in ottone 30 x 40 x 10 mm.
- Brass clamp 30 x 40 x 10 mm.
- Messing Klemme 30 x 40 x 10 mm.

CR - NS



PRICE LIST 2017 ▶ 338

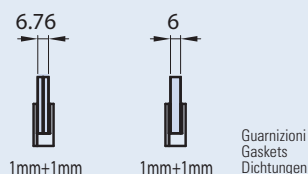
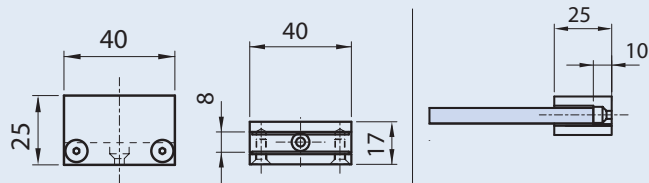
XFB-040

MORSETTI IN OTTONE | CLAMPS MATERIAL BRASS | KLEMBESCHLÄGE MATERIAL MESSING



- M-114**
- Morsetto rettangolare in ottone 25 x 40 x 8 mm.
 - Brass clamp 25 x 40 x 8 mm.
 - Messing Klemme 25 x 40 x 8 mm.

CR - NS



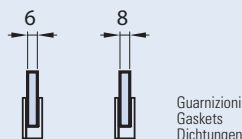
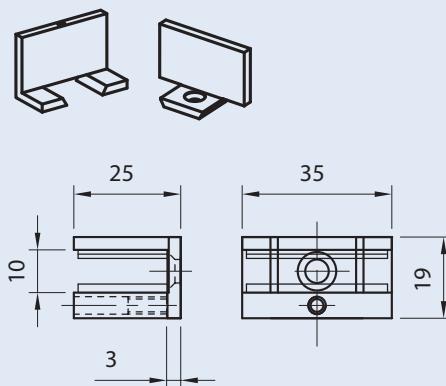
PRICE LIST 2017 ▶ 338

XFB-040



- M-115**
- Fermavetro rettangolare in ottone senza viti in vista 35 x 25 x 10 mm.
 - Brass clamp 35 x 25 x 10 mm with not visible screws.
 - Klemme aus Messing 35 x 25 x 10 mm mit nicht sichtbaren Schrauben.

CR - NS



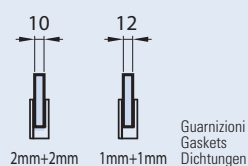
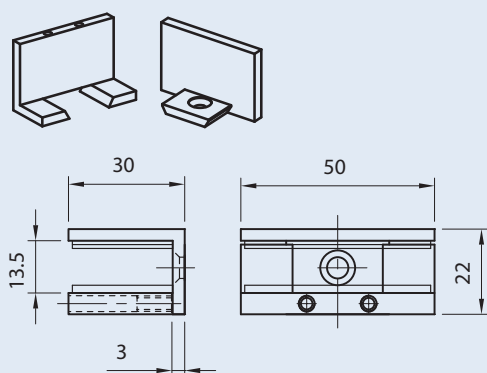
PRICE LIST 2017 ▶ 339

XFB-048



- M-116**
- Fermavetro rettangolare in ottone senza viti in vista 50 x 30 x 13,5 mm.
 - Brass clamp 50 x 30 x 13,5 mm with not visible screws.
 - Klemme aus Messing 50 x 30 x 13,5 mm mit nicht sichtbaren Schrauben.

CR - NS



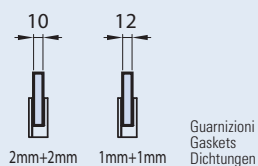
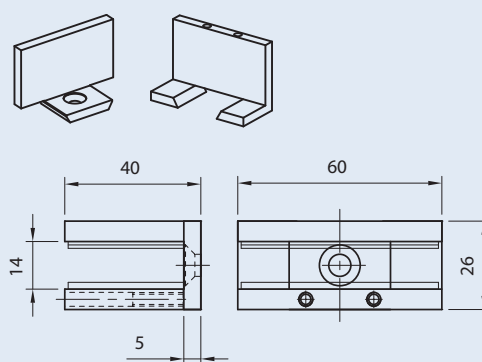
PRICE LIST 2017 ▶ 339

XFB-048



- M-117**
- Fermavetro rettangolare in ottone senza viti in vista 60 x 40 x 14 mm.
 - Brass clamp 60 x 40 x 14 mm with not visible screws.
 - Klemme aus Messing 60 x 40 x 14 mm mit nicht sichtbaren Schrauben.

CR - NS



PRICE LIST 2017 ▶ 339

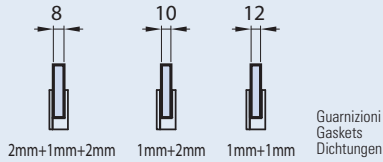
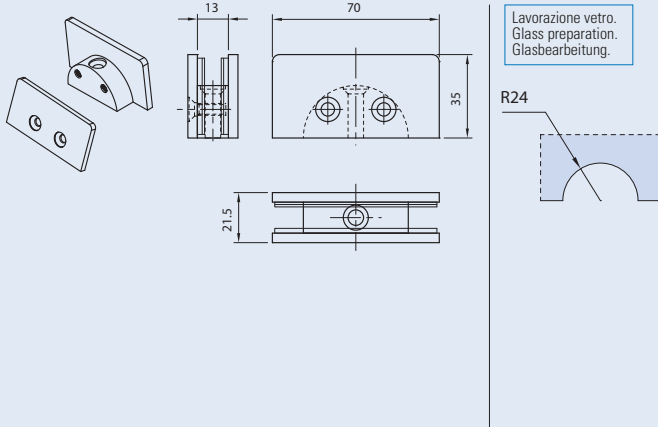
XFB-048

MORSETTI IN OTTONE | CLAMPS MATERIAL BRASS | KLEMMBESCHLÄGE MATERIAL MESSING



- M-118**
- Fermavetro rettangolare in ottone 70 x 35 x 13 mm.
 - Brass clamp 70 x 35 x 13 mm.
 - Klemme aus Messing 70 x 35 x 13 mm.

CR - NS



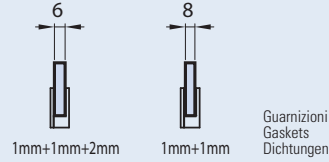
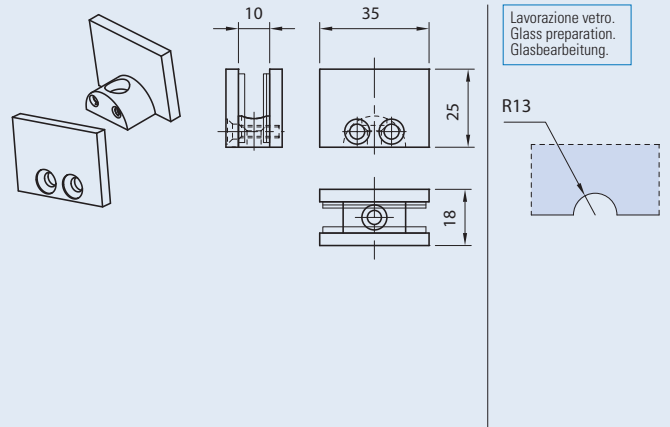
PRICE LIST 2017 ▶ 340

XFB-048



- M-120**
- Fermavetro rettangolare in ottone 35 x 25 x 10 mm.
 - Brass clamp 35 x 25 x 10 mm.
 - Klemme aus Messing 35 x 25 x 10 mm.

CR - NS



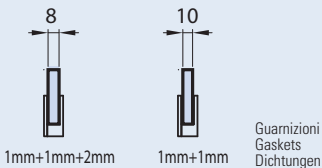
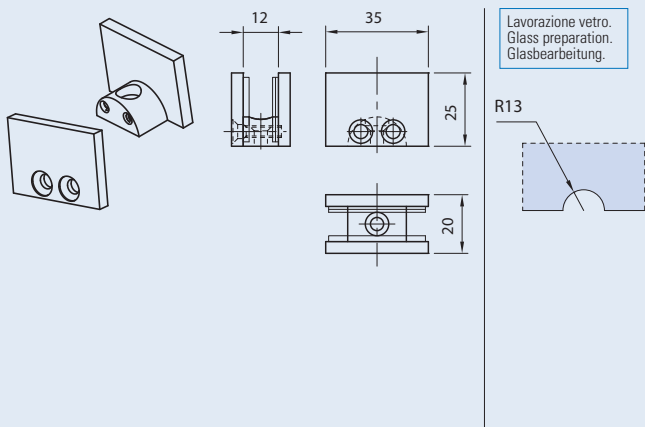
PRICE LIST 2017 ▶ 340

XFB-048



- M-119**
- Fermavetro rettangolare in ottone 35 x 25 x 12 mm.
 - Brass clamp 35 x 25 x 12 mm.
 - Klemme aus Messing 35 x 25 x 12 mm.

CR - NS



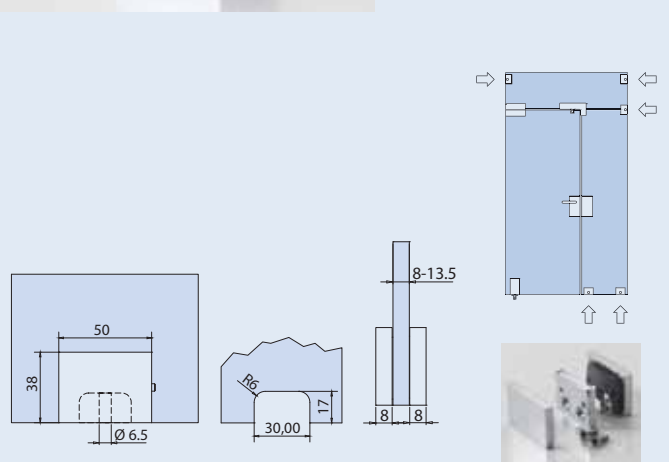
PRICE LIST 2017 ▶ 340

XFB-048



- MQ-9**
- Supporto vetro fisso.
 - Wall connector.
 - Wandhalter.

CR - NS

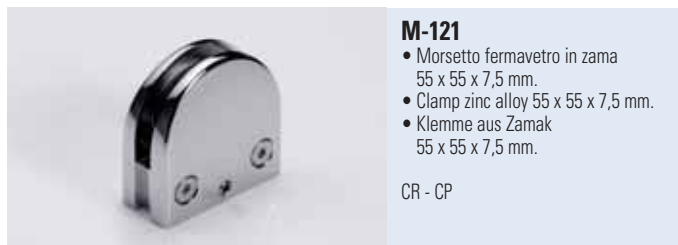


PRICE LIST 2017 ▶ 277

xme292-1

8..13.5

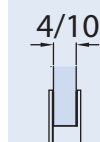
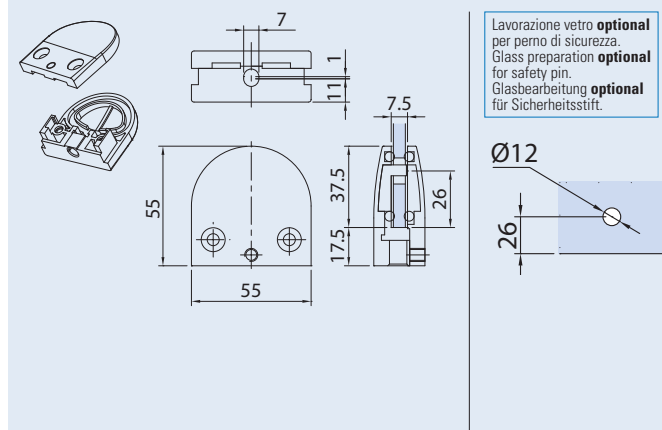
MORSETTI IN ZAMA | CLAMPS MATERIAL ZINC ALLOY | KLEMMBESCHLÄGE MATERIAL ZAMAK



M-121

- Morsetto fermavetro in zama 55 x 55 x 7,5 mm.
- Clamp zinc alloy 55 x 55 x 7,5 mm.
- Klemme aus Zamak 55 x 55 x 7,5 mm.

CR - CP



PRICE LIST 2017 ► 341

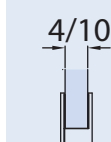
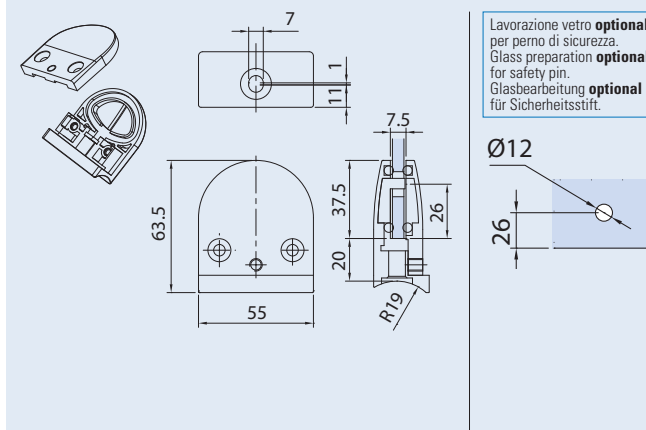
XFB-047



M-122

- Morsetto fermavetro in zama 55 x 64 x 7,5 mm per tubolare Ø 40 mm.
- Clamp zinc alloy 55 x 64 x 7,5 mm for tube Ø 40 mm.
- Klemme aus Zamak 55 x 64 x 7,5 mm für Rohr Ø 40 mm.

CR - CP



PRICE LIST 2017 ► 341

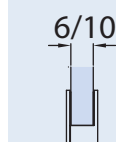
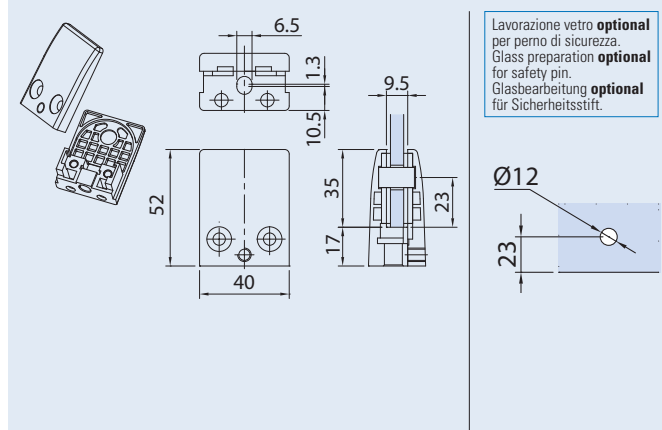
XFB-047



M-123


- Morsetto fermavetro in zama 40 x 52 x 9,5 mm.
- Clamp zinc alloy 40 x 52 x 9,5 mm.
- Klemme aus Zamak 40 x 52 x 9,5 mm.

CR - CP



PRICE LIST 2017 ► 341

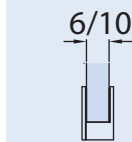
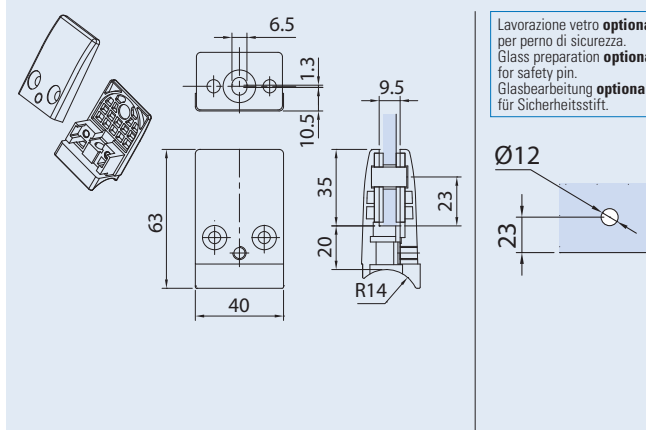
XFB-047



M-124

- Morsetto fermavetro in zama 40 x 63 x 9,5 mm per tubolare Ø 30 mm.
- Clamp zinc alloy 40 x 63 x 9,5 mm for tube Ø 30 mm.
- Klemme aus Zamak 40 x 63 x 9,5 mm für Rohr Ø 30 mm.

CR - CP



PRICE LIST 2017 ► 341

XFB-047

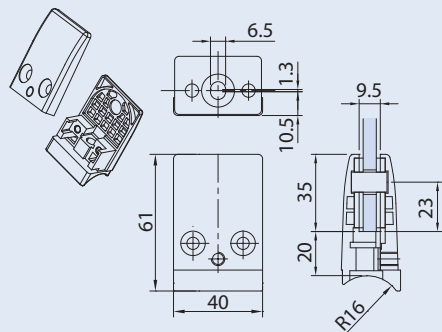
MORSETTI IN ZAMA | CLAMPS MATERIAL ZINC ALLOY | KLEMMBESCHLÄGE MATERIAL ZAMAK



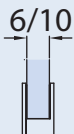
M-125

- Morsetto fermavetro in zama
40 x 61 x 9,5 mm
per tubolare Ø 40 mm.
- Clamp zinc alloy 40 x 61 x 9,5 mm
for tube Ø 40 mm.
- Klemme aus Zamak 40 x 61 x 9,5 mm
für Rohr Ø 40 mm.

CR - CP



Lavorazione vetro **optional**
 per perno di sicurezza.
 Glass preparation **optional**
 for safety pin.
 Glasbearbeitung **optional**
 für Sicherheitsstift.



PRICE LIST 2017 ▶ 341

XFB-047



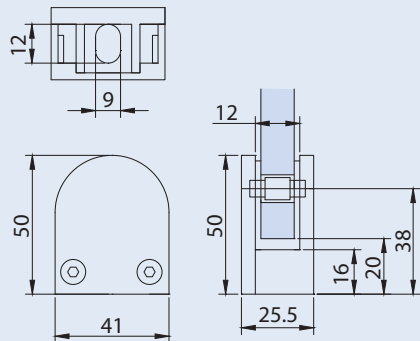
MORSETTI IN ACCIAIO INOX AISI 316 | CLAMPS MATERIAL STAINLESS STEEL AISI 316
KLEMMBESCHLÄGE MATERIAL EDELSTAHL AISI 316



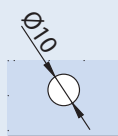
V-044

- Morsetto fermavetro in acciaio inox AISI 316, 41 x 50 x 12 mm.
- Clamp stainless steel AISI 316, 41 x 50 x 12 mm.
- Klemme aus Edelstahl AISI 316, 41 x 50 x 12 mm.

IX



Lavorazione vetro **optional** per perno di sicurezza.
Glass preparation **optional** for safety pin.
Glasbearbeitung **optional** für Sicherheitsstift.




6-8-10



PRICE LIST 2017 ▶ 342

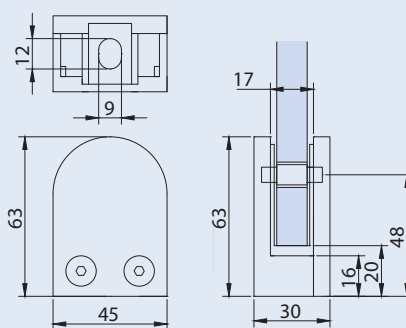
xme377-A



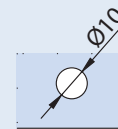
V-045

- Morsetto fermavetro in acciaio inox AISI 316, 45 x 63 x 14 mm.
- Clamp stainless steel AISI 316, 45 x 63 x 14 mm.
- Klemme aus Edelstahl AISI 316, 45 x 63 x 14 mm.

IX



Lavorazione vetro **optional** per perno di sicurezza.
Glass preparation **optional** for safety pin.
Glasbearbeitung **optional** für Sicherheitsstift.



10,76-11,52
12-12,76



PRICE LIST 2017 ▶ 342

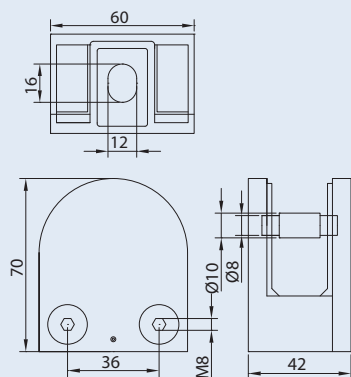
xme377-A



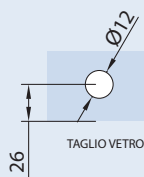
M-129

- Morsetto per vetro in acciaio AISI 316 mm. 70 x 60
- Clamp stainless steel AISI 316 mm. 70 x 60
- Klemme aus Edelstahl AISI 316 mm. 70 x 60

IX - IL



Lavorazione vetro **optional** per perno di sicurezza.
Glass preparation **optional** for safety pin.
Glasbearbeitung **optional** für Sicherheitsstift.



17.52-21.52



PRICE LIST 2017 ▶ 342

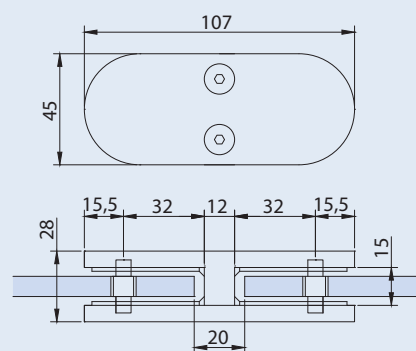
xme377-d



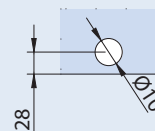
V-048-180

- Morsetto vetro-vetro 180° in acciaio inox AISI 316, 107 x 44 mm.
- Clamp glass-glass 180° stainless steel AISI 316, 107 x 44 mm.
- Klemme Glas-Glas 180° aus Edelstahl AISI 316, 107 x 44 mm.

IX



Lavorazione vetro **optional** per perno di sicurezza.
Glass preparation **optional** for safety pin.
Glasbearbeitung **optional** für Sicherheitsstift.



6-8-10



PRICE LIST 2017 ▶ 342

xme377-C

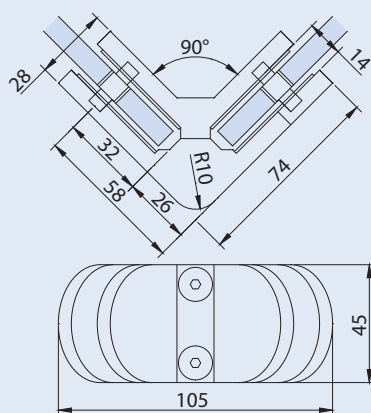
MORSETTI IN ACCIAIO INOX AISI 316 | CLAMPS MATERIAL STAINLESS STEEL AISI 316
KLEMBESCHLÄGE MATERIAL EDELSTAHL AISI 316



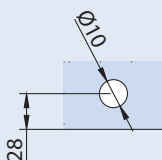
V-048-90

- Morsetto vetro-vetro 90° in acciaio inox AISI 316, 74 x 45 mm.
- Clamp glass-glass 90° stainless steel AISI 316, 74 x 45 mm.
- Klemme Glas-Glas 90° aus Edelstahl AISI 316, 74 x 45 mm.

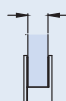
IX



Lavorazione vetro **optional** per perno di sicurezza.
Glass preparation **optional** for safety pin.
Glasbearbeitung **optional** für Sicherheitsstift.



6-8-10



PRICE LIST 2017 ▶ 342

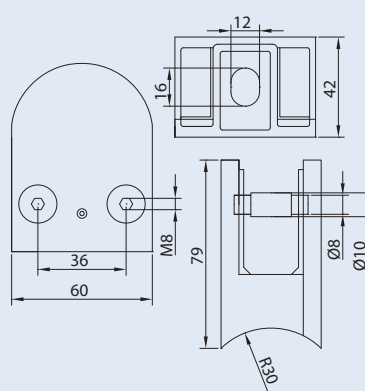
xme377-c



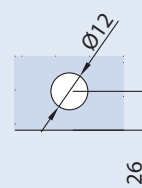
M-130

- Morsetto fermavetro mm.60 x 80 in acciaio AISI 316 per tubolare D. 50
- Clamp mm.60 x 80 stainless steel AISI 316 for tube D.50
- Klemme 60 x 80 mm aus Edelstahl AISI 316 für Rohr D.50

IX - IL



Lavorazione vetro **optional** per perno di sicurezza.
Glass preparation **optional** for safety pin.
Glasbearbeitung **optional** für Sicherheitsstift.



7.52-21.52



PRICE LIST 2017 ▶ 343

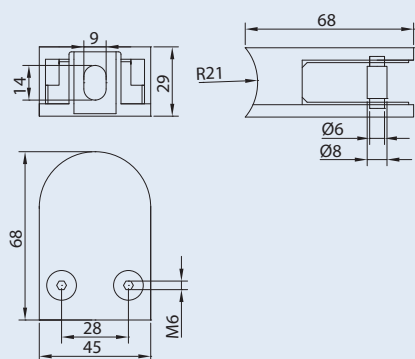
xme377-e



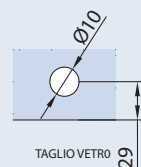
M-131

- Morsetto fermavetro mm.68 x 45 in acciaio AISI 316 per tubolare D. 42
- Clamp mm.68 x 45 stainless steel AISI 316 for tube D.42
- Klemme 68 x 45 mm aus Edelstahl AISI 316 für Rohr D.42

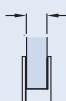
IX - IL



Lavorazione vetro **optional** per perno di sicurezza.
Glass preparation **optional** for safety pin.
Glasbearbeitung **optional** für Sicherheitsstift.




6-12.76



PRICE LIST 2017 ▶ 343

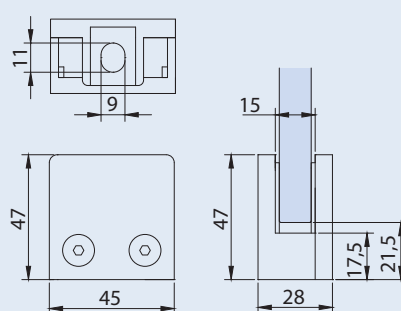
xme377-e



V-046

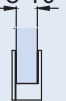
- Morsetto fermavetro in acciaio inox AISI 316, 47 x 47 x 12 mm.
- Clamp stainless steel AISI 316, 47 x 47 x 12 mm.
- Klemme aus Edelstahl AISI 316, 47 x 47 x 12 mm.

IX



Lavorazione vetro **optional** per perno di sicurezza.
Glass preparation **optional** for safety pin.
Glasbearbeitung **optional** für Sicherheitsstift.

6-8-10



PRICE LIST 2017 ▶ 343

xme377-A

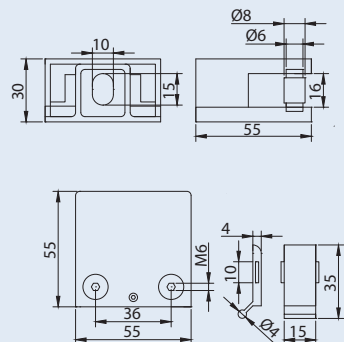
MORSETTI IN ACCIAIO INOX AISI 316 | CLAMPS MATERIAL STAINLESS STEEL AISI 316
KLEMMBESCHLÄGE MATERIAL EDELSTAHL AISI 316



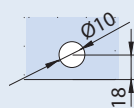
M-126

- Morsetto fermavetro in acciaio inox AISI 316 mm. 55 x 55
- Clamp stainless steel AISI 316 mm. 55 x 55
- Klemme aus Edelstahl AISI 316 mm. 55 x 55

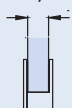
IX - IL



Lavorazione vetro **optional** per perno di sicurezza.
Glass preparation **optional** for safety pin.
Glasbearbeitung **optional** für Sicherheitsstift.



8-10-11,52-13,52



PRICE LIST 2017 ▶ 343

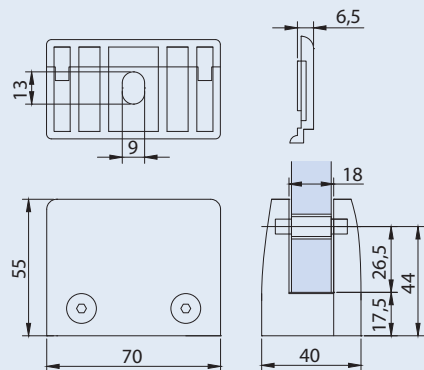
xme377-c



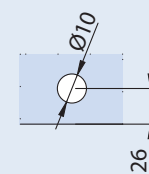
V-047

- Morsetto fermavetro in acciaio inox AISI 316, 70 x 55 x 18 mm inclusa piastra per la chiusura del morsetto.
- Clamp stainless steel AISI 316, 70 x 55 x 18 mm included optional plate.
- Klemme aus Edelstahl AISI 316, 70 x 55 x 18 mm inkl. Optional Platte.

IX



Lavorazione vetro **optional** per perno di sicurezza.
Glass preparation **optional** for safety pin.
Glasbearbeitung **optional** für Sicherheitsstift.



12-12,76
16,76-17,52



PRICE LIST 2017 ▶ 343

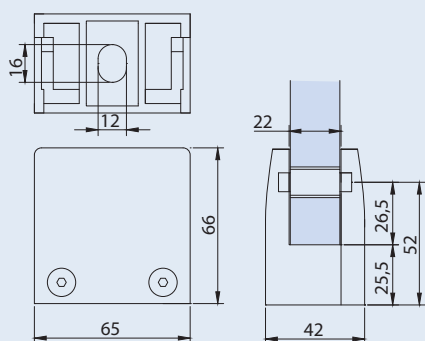
xme377-A



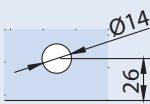
V-043

- Morsetto fermavetro in acciaio inox AISI 316, 65 x 65 mm, inclusa piastra per la chiusura del morsetto.
- Clamp stainless steel AISI 316, 65 x 65 mm, included optional plate.
- Klemme aus Edelstahl AISI 316, 65 x 65 mm, inkl. Optional Platte.

IX - IL



Lavorazione vetro **optional** per perno di sicurezza.
Glass preparation **optional** for safety pin.
Glasbearbeitung **optional** für Sicherheitsstift.



17,52-21,52



Incluso
Included
Inkl.

Optional

PRICE LIST 2017 ▶ 344

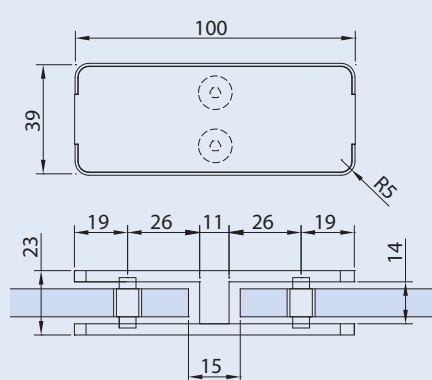
xme377-B



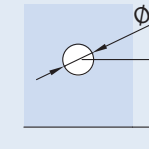
V-083-180 N

- Morsetto vetro-vetro 180° in acciaio inox AISI 316, 100 x 39 mm.
- Clamp glass-glass 180° stainless steel AISI 316, 100 x 39 mm.
- Klemme Glas-Glas 180° aus Edelstahl AISI 316, 100 x 39 mm.

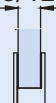
IX - IL



Lavorazione vetro **optional** per perno di sicurezza.
Glass preparation **optional** for safety pin.
Glasbearbeitung **optional** für Sicherheitsstift.



8/12



- Verificare disponibilità.
- To verify availability.
- Verfügbarkeit überprüfen.

PRICE LIST 2017 ▶ 344

xme377-B

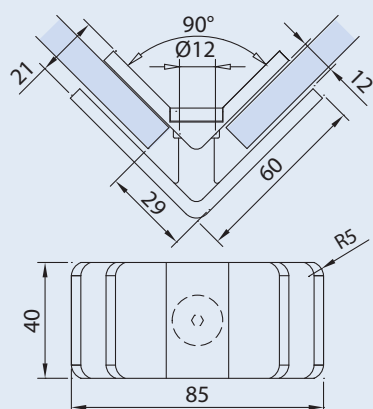
MORSETTI IN ACCIAIO INOX AISI 316 | CLAMPS MATERIAL STAINLESS STEEL AISI 316
KLEMBESCHLÄGE MATERIAL EDELSTAHL AISI 316



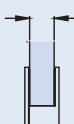
V-083-90 N

- Morsetto vetro-vetro 90° in acciaio inox AISI 316, 60 x 39 mm.
- Clamp glass-glass 90° stainless steel AISI 316, 60 x 39 mm.
- Klemme Glas-Glas 90° aus Edelstahl AISI 316, 60 x 39 mm.

IX - IL



8/12



- Verificare disponibilità.
- To verify availability.
- Verfügbarkeit überprüfen.

PRICE LIST 2017 ► 344

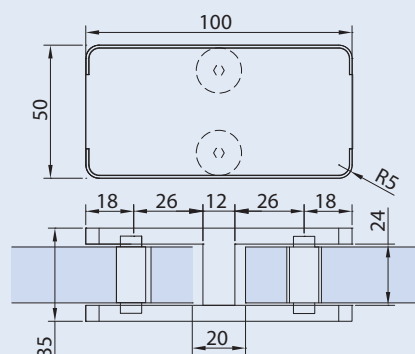
xme377-C



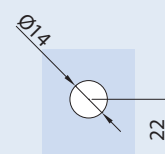
V-049-180 N

- Morsetto vetro-vetro 180° in acciaio inox AISI 316, 100 x 50 mm.
- Clamp glass-glass 180° stainless steel AISI 316, 100 x 50 mm.
- Klemme Glas-Glas 180° aus Edelstahl AISI 316, 100 x 50 mm.

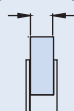
IX - IL



Lavorazione vetro **optional** per perno di sicurezza.
Glass preparation **optional** for safety pin.
Glasbearbeitung **optional** für Sicherheitsstift.



17,52-21,52



- Verificare disponibilità.
- To verify availability.
- Verfügbarkeit überprüfen.

PRICE LIST 2017 ► 344

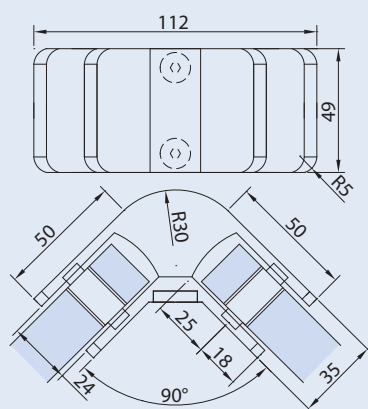
xme377-B



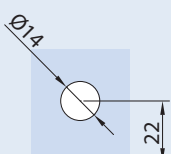
V-049-90 N

- Morsetto vetro-vetro 90° in acciaio inox AISI 316, 112 x 49 mm.
- Clamp glass-glass 90° stainless steel AISI 316, 112 x 49 mm.
- Klemme Glas-Glas 90° aus Edelstahl AISI 316, 112 x 49 mm.

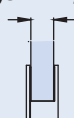
IX - IL



Lavorazione vetro **optional** per perno di sicurezza.
Glass preparation **optional** for safety pin.
Glasbearbeitung **optional** für Sicherheitsstift.



17,52-21,52



- Verificare disponibilità.
- To verify availability.
- Verfügbarkeit überprüfen.

PRICE LIST 2017 ► 344

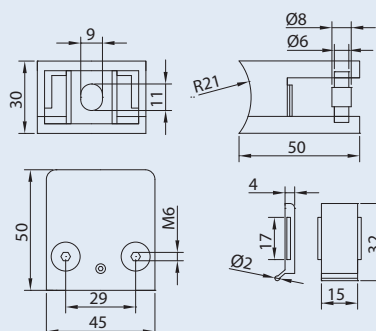
xme377-B



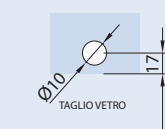
M-128

- Morsetto fermavetro mm.45 x 50 in acciaio AISI 316 per tubolare D. 42
- Clamp mm.45 x 50 stainless steel AISI 316 for tube D.42
- Klemme 45 x 50 mm aus Edelstahl AISI 316 für Rohr D.42

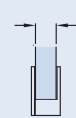
IX - IL



Lavorazione vetro **optional** per perno di sicurezza.
Glass preparation **optional** for safety pin.
Glasbearbeitung **optional** für Sicherheitsstift.



6-8-10



PRICE LIST 2017 ► 345

xme377-d

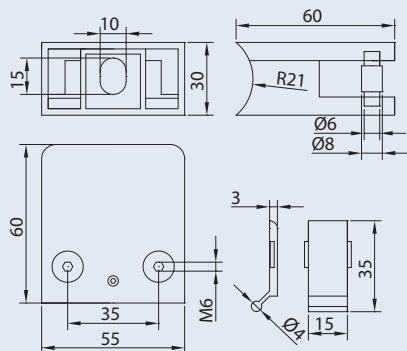
MORSETTI IN ACCIAIO INOX AISI 316 | CLAMPS MATERIAL STAINLESS STEEL AISI 316
KLEMMBESCHLÄGE MATERIAL EDELSTAHL AISI 316



M-127

- Morsetto fermavetro mm.61 x 55 in acciaio AISI 316 per tubolare D. 42
- Clamp mm.61 x 55 stainless steel AISI 316 for tube D.42
- Klemme 61 x 55 mm aus Edelstahl AISI 316 für Rohr D.42

IX - IL



Lavorazione vetro **optional** per perno di sicurezza.
Glass preparation **optional** for safety pin.
Glasbearbeitung **optional** für Sicherheitsstift.

8-10-11,52-13,52



PRICE LIST 2017 ▶ 345

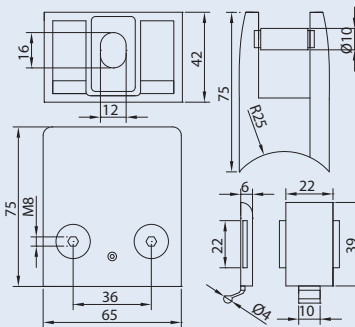
xme377-d



M-134

- Morsetto fermavetro mm.74 x 65 in acciaio AISI 316 per tubolare D. 50
- Clamp mm.74 x 65 stainless steel AISI 316 for tube D.50
- Klemme 74 x 65 mm aus Edelstahl AISI 316 für Rohr D.50

IX - IL



Lavorazione vetro **optional** per perno di sicurezza.
Glass preparation **optional** for safety pin.
Glasbearbeitung **optional** für Sicherheitsstift.

17.52
21.52



PRICE LIST 2017 ▶ 345

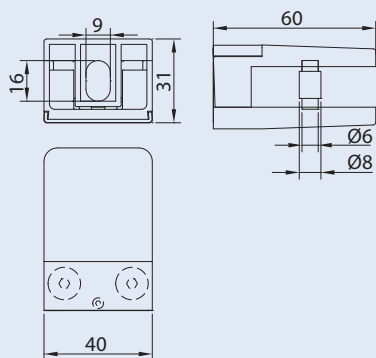
xme377-d



M-132 N

- Morsetto per vetro in acciaio AISI 316 mm. 40 x 60
- Clamp stainless steel AISI 316 mm. 40 x 60
- Klemme aus Edelstahl AISI 316 mm. 40 x 60

IX - IL



Lavorazione vetro **optional** per perno di sicurezza.
Glass preparation **optional** for safety pin.
Glasbearbeitung **optional** für Sicherheitsstift.

10-13.5



PRICE LIST 2017 ▶ 345

xme377-e

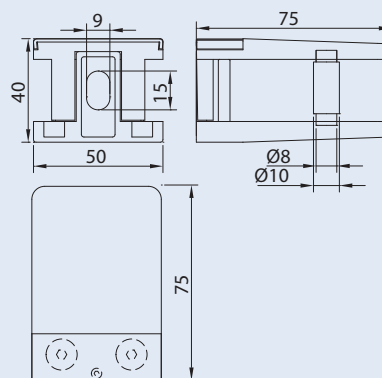
- Verificare disponibilità.
- To verify availability.
- Verfügbarkeit überprüfen.



M-133 N

- Morsetto fermavetro in acciaio inox AISI 316 mm. 50 x 75
- Clamp stainless steel AISI 316 mm. 50 x 75
- Klemme aus Edelstahl AISI 316 50 x 75 mm

IX - IL



Lavorazione vetro **optional** per perno di sicurezza.
Glass preparation **optional** for safety pin.
Glasbearbeitung **optional** für Sicherheitsstift.

15-21.5




PRICE LIST 2017 ▶ 345

xme377-e

- Verificare disponibilità.
- To verify availability.
- Verfügbarkeit überprüfen.



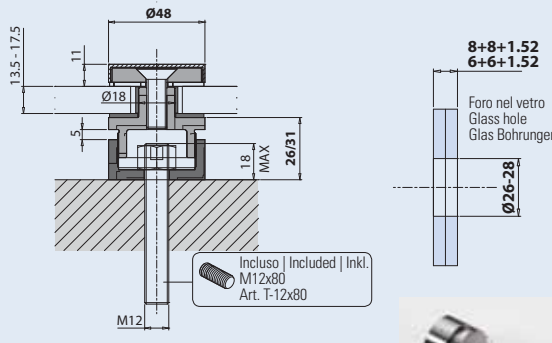
DISTANZIALI ORBITALI | ORBITAL POINT FITTINGS | PUNKTHALTERUNGEN



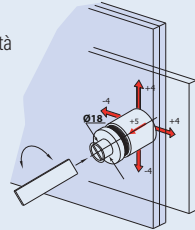
DR-048-30

- Distanziale orbitale con tappo piano Ø 48 per vetri da 13,5 e 17,52 mm.
- Point fitting Ø 48 with regulation.
- For glass 13,5 and 17,52 mm.
- Punkthalter Ø 48 verstellbar.
- Für Glas 13,5 und 17,52 mm.

Materiale | Material | Material:
Inox AISI 316




Incluso | Included | Inkl.
M12x80
Art. T-12x80



- Regolazione in profondità con vetro montato.
- Depth adjustment with installed glass.
- Tiefeneinstellung mit eingebautem Glas.

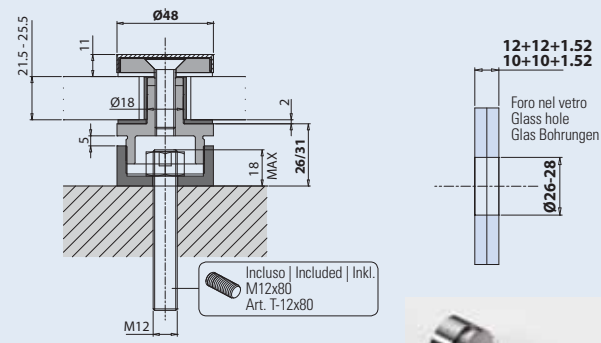
PRICE LIST 2017 ▶ **346** XFB-043



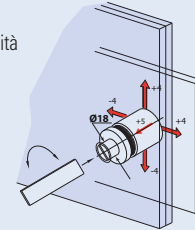
DR-048-35

- Distanziale orbitale con tappo piano Ø 48 per vetri da 21,5 e 25,52 mm.
- Point fitting Ø 48 with regulation.
- For glass 21,5 and 25,52 mm.
- Punkthalter Ø 48 verstellbar.
- Für Glas 21,5 und 25,52 mm.

Materiale | Material | Material:
Inox AISI 316




Incluso | Included | Inkl.
M12x80
Art. T-12x80



- Regolazione in profondità con vetro montato.
- Depth adjustment with installed glass.
- Tiefeneinstellung mit eingebautem Glas.

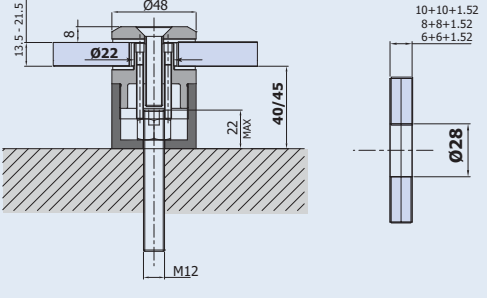
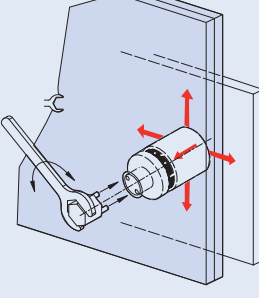
PRICE LIST 2017 ▶ **346** XFB-043



DR-048-50


- Distanziali orbitali con tappo piano Ø 48.
- Point fittings Ø 48 with regulation.
- Punkthalter Ø 48 Verstellbar.

IX
Materiale | Material | Material:
Inox AISI 316

- Regolazione in profondità con vetro montato.
- Depth adjustment with installed glass.
- Tiefeneinstellung mit eingebautem Glas.

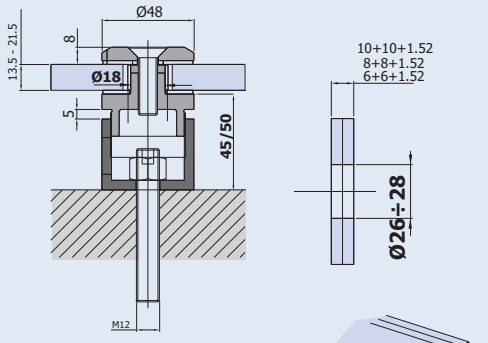
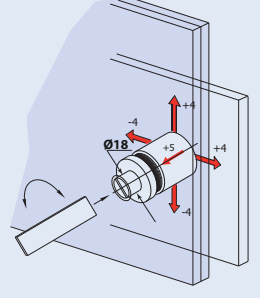
PRICE LIST 2017 ▶ **347** xfb031



DR-048-55

- Distanziali orbitali con tappo piano Ø 48.
- Point fittings Ø 48 with regulation.
- Punkthalter Ø 48 Verstellbar.


IX
Materiale | Material | Material:
Inox AISI 316

- Regolazione in profondità con vetro montato.
- Depth adjustment with installed glass.
- Tiefeneinstellung mit eingebautem Glas.

PRICE LIST 2017 ▶ **347** xfb033-a

DISTANZIALI ORBITALI | ORBITAL POINT FITTINGS | PUNKTHALTERUNGEN

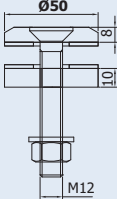


D-050-10 / D-050-60 / D-050-80

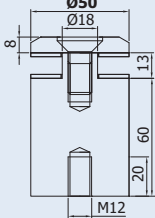
- Distanziale Ø 50 con collo.
- Point fittings Ø 50 with support.
- Punkthalter Ø 50 mit Hals.

IX

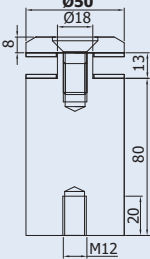
D-050-10

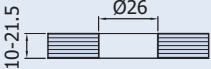


D-050-60




D-050-80





PRICE LIST 2017 ▶ 348 xme233-A

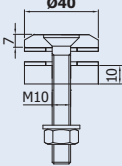


D-040-10 / D-040-25 / D-040-45 / D-040-60 / D-040-80 / D-040-100

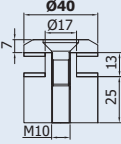
- Distanziale Ø 40 con collo.
- Point fittings Ø 40 with support.
- Punkthalter Ø 40 mit Hals.

IX

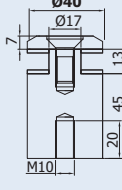
D-040-10



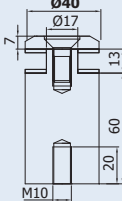
**D-040-25
(ex V-057)**



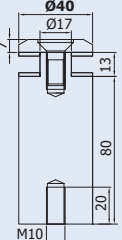
**D-040-45
(ex V-051)**



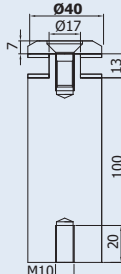
D-040-60

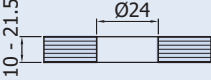


D-040-80




D-040-100





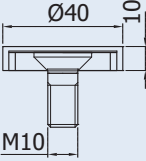
PRICE LIST 2017 ▶ 348 xme233-A




TA-051-C (optional)

- Tappo coprivite Ø 40, tappo interno filettato e vite M10.
- Cover cup Ø 40 with threaded disk.
- Abdeckung Ø 40 mit Gewinderosette.

IX

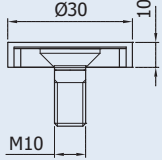





TA-052-C (optional)

- Tappo coprivite Ø 30, tappo interno filettato e vite M10.
- Cover cup Ø 30 with threaded disk.
- Abdeckung Ø 30 mit Gewinderosette.

IX



PRICE LIST 2017 ▶ 348 xme233-A

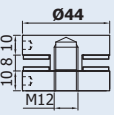


DP-044-10 / DP-044-20 / DP-044-30 / DP-044-40 / DP-044-60 / DP-044-70 / DP-044-100

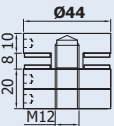
- Distanziale modulabile con tappo piano Ø 45 con spessori.
- Point fittings Ø 45 with spacers.
- Punkthalter Ø 40 mit Verlängerungen.

IX

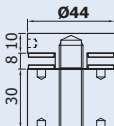
DP-044-10



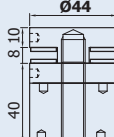
DP-044-20



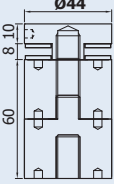
DP-044-30



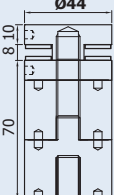
DP-044-40



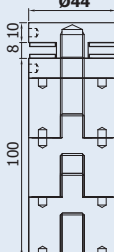
DP-044-60

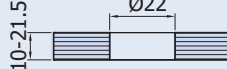


DP-044-70



DP-044-100





PRICE LIST 2017 ▶ 349 xme233-I

DISTANZIALI ORBITALI | ORBITAL POINT FITTINGS | PUNKTHALTERUNGEN

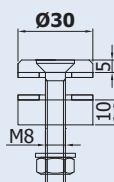


D-030-10 / D-030-20
D-030-30 / D-030-40

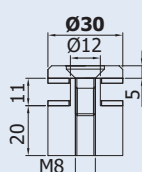
- Distanziale Ø 30 con collo.
- Point fittings Ø 30 with support.
- Punkthalter Ø 30 mit Hals.

IX

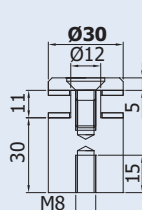
D-030-10



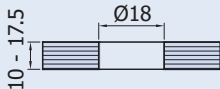
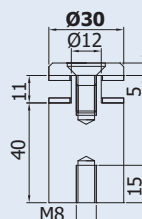
D-030-20



D-030-30



D-030-40



PRICE LIST 2017 ▶ 348

xme233-B

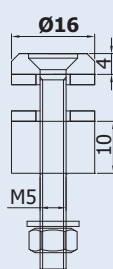


D-016-10 / DS-016-10

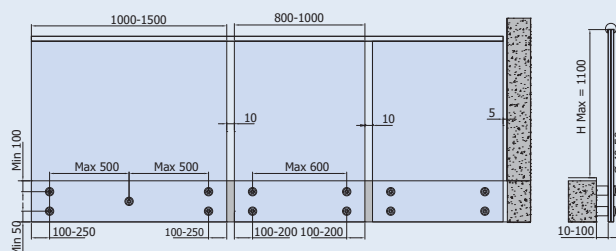
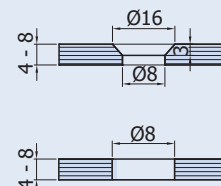
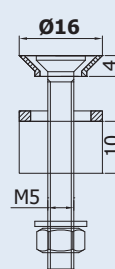
- Distanziale Ø 16 senza collo.
- Point fittings Ø 16 without support.
- Punkthalter Ø 16 ohne Hals.

IX

D-016-10



DS-016-10



PRICE LIST 2017 ▶ 348

xme233-B

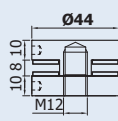


DP-044-10 / DP-044-20
DP-044-30 / DP-044-40
DP-044-60 / DP-044-70
DP-044-100

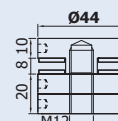
- Distanziale modulabile con tappo piano Ø 45 con spessori.
- Point fittings Ø 45 with spacers.
- Punkthalter Ø 40 mit Verlängerungen.

IX

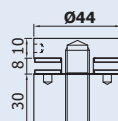
DP-044-10



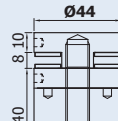
DP-044-20



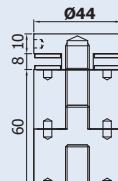
DP-044-30



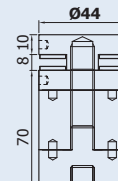
DP-044-40



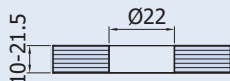
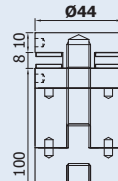
DP-044-60



DP-044-70



DP-044-100



PRICE LIST 2017 ▶ 349

xme233-l

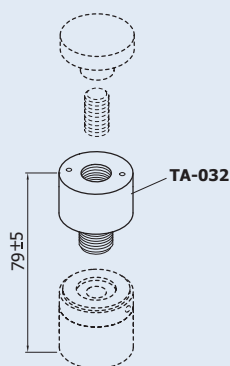
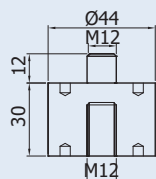
DISTANZIALI ORBITALI | ORBITAL POINT FITTINGS | PUNKTHALTERUNGEN



TA-032 (optional)

- Prolunga 30 mm.
- Spacers 30 mm.
- Verlängerung 30 mm.

IX



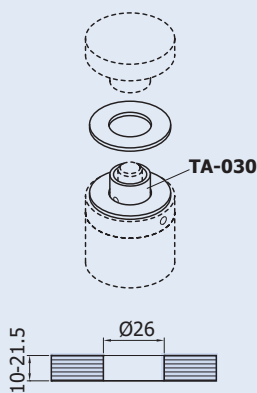
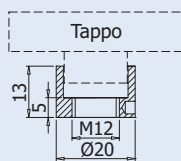
PRICE LIST 2017 ▶ 349

xme233-L



TA-030 (optional)

- Collo appoggia vetro con guarnizioni.
- Support with gaskets.
- Hals mit Dichtungen.



PRICE LIST 2017 ▶ 349

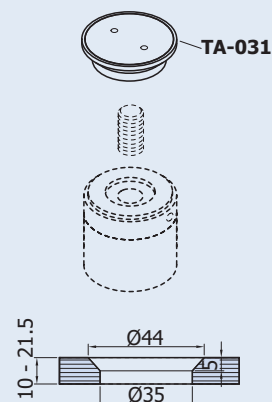
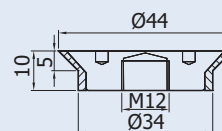
xme233-L



TA-031 (optional)

- Tappo svasato.
- Countersunk fitting
- Senkkopfhalter.


IX



PRICE LIST 2017 ▶ 349

xme233-I

DISTANZIALI ORBITALI | ORBITAL POINT FITTINGS | PUNKTHALTERUNGEN



D-CHIAVE-30-35

- Chiave fissa per distanziali da \varnothing 30 a \varnothing 35 mm.
- Hook wrench for point fittings 30-35 mm.
- Hakenschlüssel für Punkthalterungen 30-35 mm.

PRICE LIST 2017 ► 349



D-CHIAVE-REG

- Chiave regolabile per distanziali da \varnothing 35 a \varnothing 60 mm.
- Adjustable hook wrench for point fittings 35-60 mm.
- Verstellbarer Hakenschlüssel für Punkthalterungen 35-60 mm.

PRICE LIST 2017 ► 349



D-CHIAVE-40-45

- Chiave fissa per distanziali da \varnothing 40 a \varnothing 45 mm.
- Hook wrench for point fittings 40-45 mm.
- Hakenschlüssel für Punkthalterungen 40-45 mm.

PRICE LIST 2017 ► 349



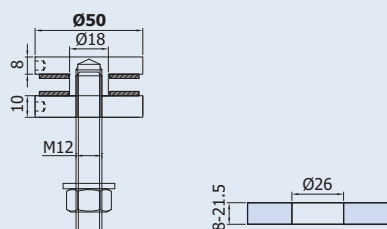
PUNTI DI FISSAGGIO | POINT HOLDERS | PUNKTHALTERUNGEN



DP-050-10

- Punti di fissaggio con tappo piano Ø 50 mm.
- Point fixings Ø 50 mm.
- Punkthalter Ø 50 mm.

IX



PRICE LIST 2017 ► 350

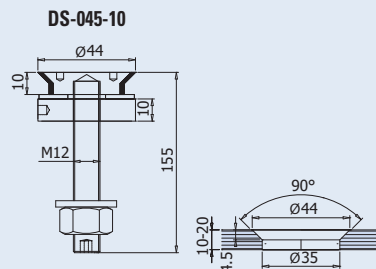
xme233-C



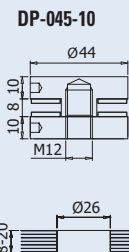
DS-045-10 / DP-045-10

- Punti di fissaggio Ø 44 mm.
- Point holder Ø 44 mm.
- Punkthalter Ø 44 mm.

IX



PRICE LIST 2017 ► 350



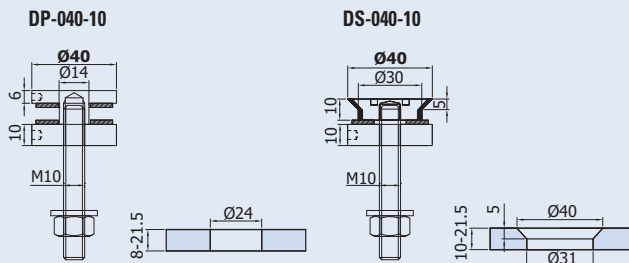
xme233



DP-040-10 / DS-040-10

- Punti di fissaggio con tappo piano Ø 40 mm.
- Point fixings Ø 40 mm.
- Punkthalter Ø 40 mm.

IX



PRICE LIST 2017 ► 350

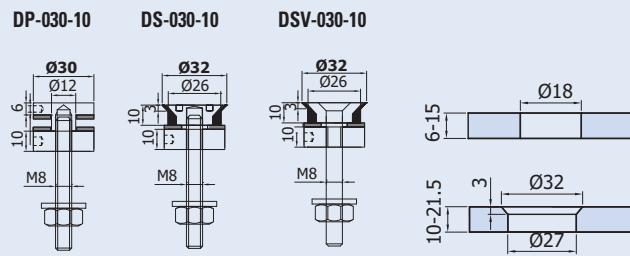
xme233-C



DP-030-10 / DS-030-10 / DSV-030-10

- Punto di fissaggio Ø 30 mm.
- Point fixings Ø 30 mm.
- Punkthalter Ø 30 mm.

IX



PRICE LIST 2017 ► 350

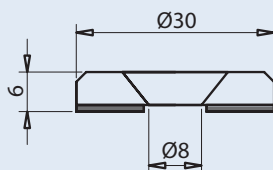
xme233-C



TA-020


- Tappo di fissaggio in acciaio inox con guarnizione in nylon nera, Ø 30 x 6 mm h.
- per vite a testa svasata M8
- foro nel vetro Ø 15 mm.
- Point holder in stainless steel with gasket, Ø 30 mm x H 6 mm, for screw M8, glass hole 15 mm.
- Punkthalter aus Edelstahl matt mit Gummi, Ø 30 mm x H 6 mm, für Schraube M8, Glasbohrung 15 mm.

IX



PRICE LIST 2017 ► 351

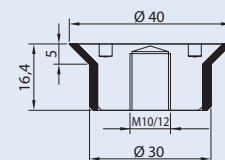
xme002



TA-011/10MA / TA-011/12MA

- Tappo di fissaggio in acciaio inox con guarnizione in nylon nera da Ø 4 x 16,4 h.
- con filetto interno M10 o M12
- foro nel vetro Ø 31/31,5
- svasatura 45° profonda 5 mm.
- Point holder in stainless steel with gasket, Ø 40 mm x H 16,4 mm, thread M10 or M12, glass hole 31 – 31,5 mm with countersunk 5x45°.
- Punkthalter aus Edelstahl matt mit Gummi, Ø 40 mm x H 16,4 mm, Gewinde M10 od. M12 Glasbohrung 31 – 31,5 mm mit Senkung 5x45°.

IX



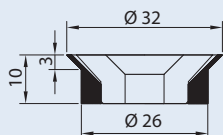
PRICE LIST 2017 ► 351

PUNTI DI FISSAGGIO | POINT HOLDERS | PUNKTHALTERUNGEN



TA-012

- Tappo di fissaggio in acciaio inox con guarnizione in nylon nera Ø 32 x 19 h.
- per vite a testa svasata M8
- foro nel vetro Ø 26,5/27 mm.
- svasatura 45° profonda 3 mm.
- Point holder in stainless steel with gasket, Ø 32 mm x H 10 mm, for screw M8, glass hole 26,5 – 27 mm with countersunk 3 x 45°.
- Punkthalter aus Edelstahl matt mit Gummi, Ø 32 mm x H 10 mm, für Schraube M8 Glasbohrung 26,5 – 27 mm mit Senkung 3 x 45°.



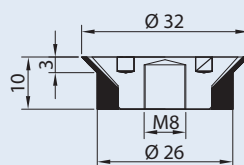
IX

PRICE LIST 2017 ► 351



TA-013

- Tappo di fissaggio in acciaio inox con guarnizione in nylon nero Ø 32 x 10 mm h.
- con filetto interno M8
- foro nel vetro Ø 26,5/27 mm.
- svasatura 45° profonda 3 mm.
- Point holder in stainless steel with gasket, Ø 32 mm x H 10 mm, thread M8, glass hole 26,5 – 27 mm with countersunk 3 x 45°.
- Punkthalter aus Edelstahl matt mit Gummi, Ø 32 mm x H 10 mm, Gewinde M8 Glasbohrung 26,5 – 27 mm mit Senkung 3 x 45°.



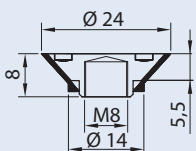
IX

PRICE LIST 2017 ► 351



TA-014

- Tappo di fissaggio in acciaio inox con guarnizione in nylon nera Ø 24 x 8 mm h.
- con filetto interno M8
- foro nel vetro Ø 14,5/15 mm.
- svasatura 45° profonda 5,5 mm.
- Point holder in stainless steel with gasket, Ø 24 mm x H 8 mm, thread M8, glass hole 14,5 – 15 mm with countersunk 5,5 x 45°.
- Punkthalter aus Edelstahl matt mit Gummi, Ø 24 mm x H 8 mm, Gewinde M8 Glasbohrung 14,5 – 15 mm mit Senkung 5,5 x 45°.



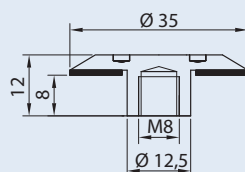
IX

PRICE LIST 2017 ► 351



TA-015

- Tappo di fissaggio in acciaio inox con guarnizione in nylon nero Ø 35 x 12 mm h.
- con filetto interno M8
- foro nel vetro Ø 16 mm.
- Point holder in stainless steel with gasket, Ø 35 mm x H 12 mm, thread M8, glass hole 16 mm.
- Punkthalter aus Edelstahl matt mit Gummi, Ø 35 mm x H 12 mm, Gewinde M8 Glasbohrung 16 mm.



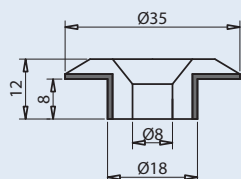
IX

PRICE LIST 2017 ► 351



TA-017

- Tappo di fissaggio in acciaio inox con guarnizione in nylon nera, Ø 35 x 12 mm h.
- con filetto interno M8
- foro nel vetro Ø 22 mm.
- Point holder in stainless steel with gasket, Ø 35 mm x H 12 mm, thread M8, glass hole 22 mm.
- Punkthalter aus Edelstahl matt mit Gummi, Ø 35 mm x H 12 mm, Gewinde M8 Glasbohrung 22 mm.



IX

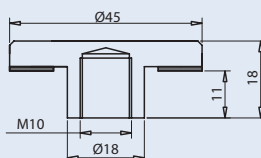
PRICE LIST 2017 ► 351

xme002



**TA-018/10MA
TA-018/12MA**

- Tappo di fissaggio in acciaio inox con guarnizione in nylon nero, Ø 45 x 18 mm h.
- con filetto interno M10 o M12
- foro nel vetro Ø 22 mm.
- Point holder in stainless steel with gasket, Ø 45 mm x H 18 mm, thread M10 or M12, glass hole 22 mm.
- Punkthalter aus Edelstahl matt mit Gummi, Ø 45 mm x H 18 mm, Gewinde M10, Glasbohrung 22 mm.



IX

PRICE LIST 2017 ► 351

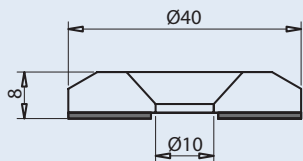
xme002

PUNTI DI FISSAGGIO | POINT HOLDERS | PUNKTHALTERUNGEN



TA-019

- Tappo di fissaggio in acciaio inox con guarnizione in nylon nera, Ø 40 x 8 mm h.
- per vite a testa svasata M10
- foro nel vetro Ø 15 mm.
- Point holder in stainless steel with gasket, Ø 40 mm x H 8 mm, for screw M10, glass hole 15 mm.
- Punkthalter aus Edelstahl matt mit Gummi, Ø 40 mm x H 8 mm, für Schraube M10, Glasbohrung 15 mm.



IX

PRICE LIST 2017 ▶ 351

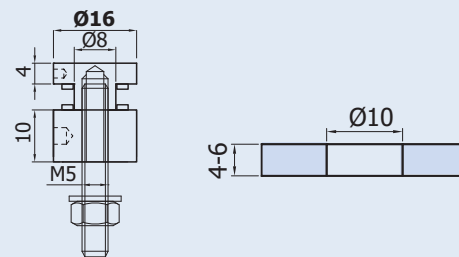
xme002



DP-016-10

- Punto di fissaggio con tappo piano Ø 16 mm.
- Point fixings Ø 16 mm.
- Punkthalter Ø 16 mm.

IX



PRICE LIST 2017 ▶ 352

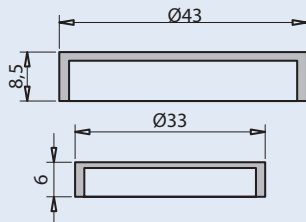
xme233-D



**TA-021/8MA
TA-021/10MA**

- Copertura per tappo con vite a vista M8/M10.
- Covers in stainless steel for visible screws M8/M10.
- Abdeckung aus Edelstahl matt für sichtbare Schrauben M8/M10.

IX



PRICE LIST 2017 ▶ 352

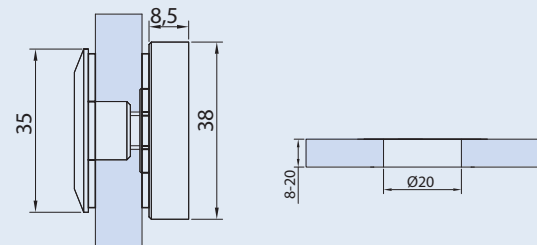
xme002



PG-20

- Fissaggio a punto Ø 35 mm. Regolabile.
- Point fixing Ø 35 mm, adjustable.
- Punkthalter Ø 35 mm, verstellbar.

IX



PRICE LIST 2017 ▶ 352

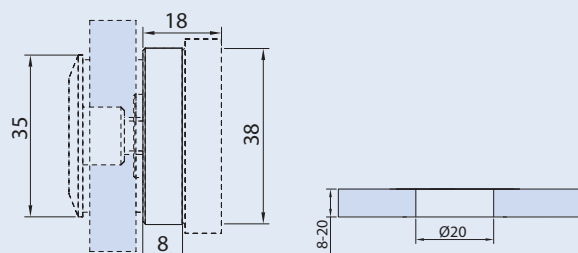
xme004bis



PG-21

- Distanziatore multiplo da 8 mm per PG-20.
- Distance rings 8 mm for PG-20.
- Distanzhalter 8 mm für PG-20.

IX



PRICE LIST 2017 ▶ 352

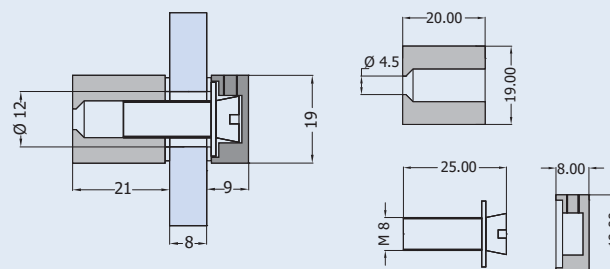
xme044bis



V-058

- Punto di fissaggio quadro 19 x 19 mm - cromo lucido.
- Square fixing point 19 x 19 mm - polished chrom.
- Punkt Befestigung Eckig 19 x 19 mm Chrom glänzend.

CR



PRICE LIST 2017 ▶ 352

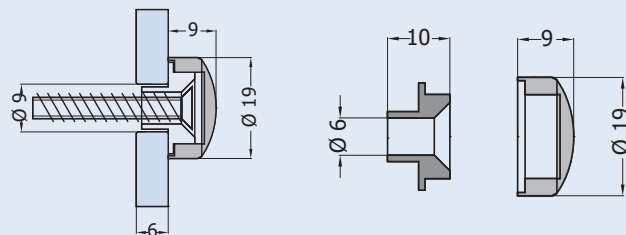
PUNTI DI FISSAGGIO | POINT HOLDERS | PUNKTHALTERUNGEN



TA-022

- Borchia fermavetro Ø 19 mm con coprivite cromo lucido.
- Point holder Ø 19 mm with cover screw polished chrome.
- Punkthalter Ø 19 mm mit Gewindeabdeckung Chrom glänzend.

CR



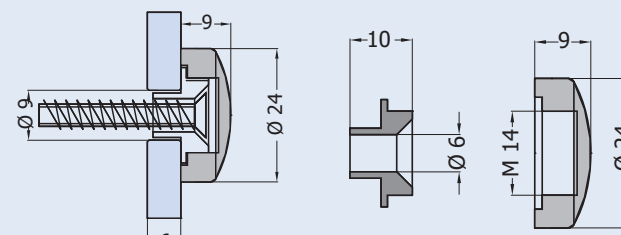
PRICE LIST 2017 ► 352



TA-023

- Borchia fermavetro Ø 24 mm con coprivite cromo lucido.
- Point holder Ø 24 mm with cover screw polished chrome.
- Punkthalter Ø 24 mm mit Gewindeabdeckung Chrom glänzend.

CR



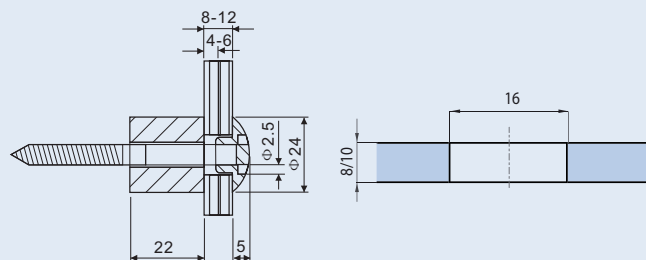
PRICE LIST 2017 ► 352



LAM-8330A-4A

- Punto di fissaggio Ø 24 mm non regolabile.
- Single point fixing Ø 24 mm star domed not adjustable.
- Punkthalter Ø 24 mm.

IX



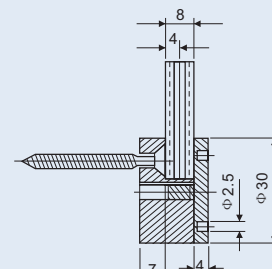
PRICE LIST 2017 ► 353



LAM-8330A-5

- Punto di fissaggio esterno vetro Ø 30 mm non regolabile.
- Single point fixing Ø 30 mm star flat - not adjustable.
- Punkthalter Ø 30 mm.

IX



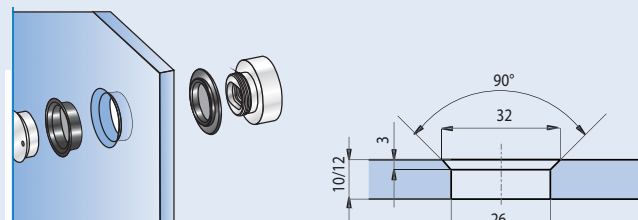
PRICE LIST 2017 ► 353



LAM-8300A-9A-DS

- Punto di fissaggio Ø 35 mm, svasato H 6 mm.
- Single point fixing Ø 35 mm countersunk not adjustable 6 mm.
- Punkthalter Ø 35 mm mit Senkkopf.

IX



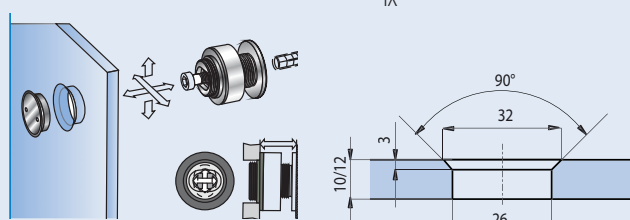
PRICE LIST 2017 ► 353



LAM-8300A-9C-DS

- Punto di fissaggio Ø 35 mm, svasato regolabile 10,5 mm - 12,5 mm.
- Adjustable single point fixing Ø 35 mm, countersunk - adjusted 10.5 mm, 12.5 mm.
- Punkthalter Ø 35 mm mit Senkkopf. Verstellbar 10,5 mm - 12,5 mm.

IX



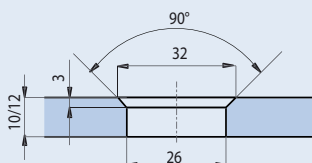
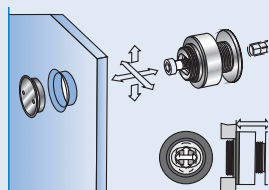
PRICE LIST 2017 ► 353

PUNTI DI FISSAGGIO | POINT HOLDERS | PUNKTHALTERUNGEN



LAM-8300A-9D-DS

- Punto di fissaggio Ø 35 mm, svasato regolabile 14 mm - 18 mm.
- Adjustable single point fixing Ø 35 mm, countersunk - adjusted 14 mm, 18 mm.
- Punkthalter Ø 35 mm mit Senkkopf. Verstellbar 14 mm - 18 mm.

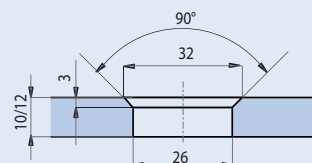
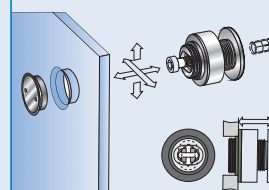


PRICE LIST 2017 ► 353



LAM-8300A-9G-DS

- Punto di fissaggio Ø 35 mm, svasato regolabile 22 mm - 26 mm.
- Adjustable single point fixing Ø 35 mm, countersunk - adjusted 22 mm, 26 mm.
- Punkthalter Ø 35 mm mit Senkkopf. Verstellbar 22 mm - 26 mm.



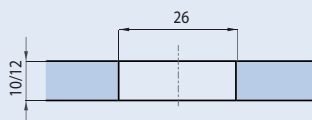
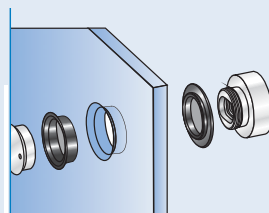
PRICE LIST 2017 ► 353



LAM-8300A-9A

- Punto di fissaggio Ø 35 mm, H 6 mm.
- Single point fixing Ø 35 mm not adjustable 6 mm.
- Punkthalter Ø 35 mm.

IX



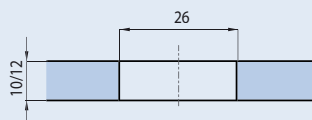
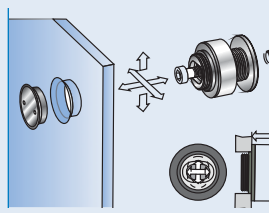
PRICE LIST 2017 ► 353



LAM-8300A-9C

- Punto di fissaggio Ø 35 mm, regolabile 10,5 mm - 12,5 mm.
- Adjustable single point fixing Ø 35 mm adjusted 10,5 mm, 12,5 mm.
- Punkthalter Ø 35 mm. Verstellbar 10,5 mm - 12,5 mm.

IX



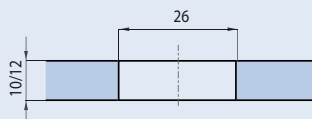
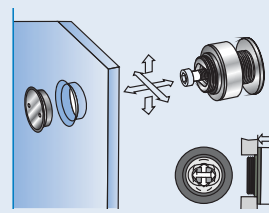
PRICE LIST 2017 ► 353



LAM-8300A-9E

- Punto di fissaggio Ø 35 mm, regolabile 14 mm - 18 mm.
- Adjustable single point fixing Ø 35 mm adjusted 14 mm, 18 mm.
- Punkthalter Ø 35 mm. Verstellbar 14 mm - 18 mm.

IX



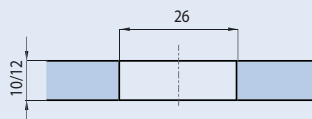

PRICE LIST 2017 ► 353



LAM-8300A-9G

- Punto di fissaggio Ø 35 mm, regolabile 18 mm - 22 mm.
- Adjustable single point fixing Ø 35 mm adjusted 18 mm, 22 mm.
- Punkthalter Ø 35 mm. Verstellbar 18 mm - 22 mm.

IX



PRICE LIST 2017 ► 353

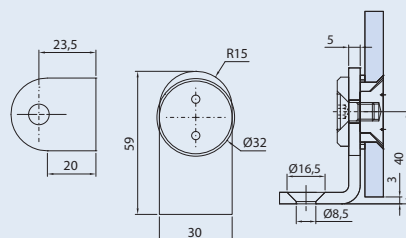
RAGNETTI CON FISSAGGI PUNTUALI | SPIDERS WITH POINT HOLDERS | SPINNEN MIT PUNKTHALTER



RA-011/RA-011-S

- Piastra acciaio inox Aisi 304 a 1 punto di fissaggio.
- Spider 1 arm with 1 adjustable point fixings Ø 35.
- Verbinder Glas-Boden Edelstahl Aisi 304.

IX



PRICE LIST 2017 ▶ 354

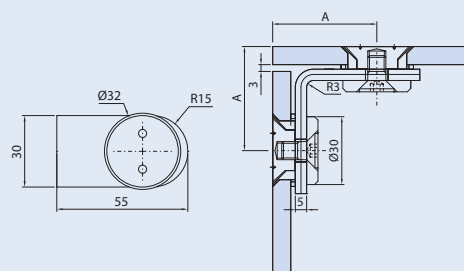
xme058



RA-010 / RA-010-S

- Acciaio inox Aisi 304 fissaggio a punto angolare.
- Connector glass-floor. Inox Aisi 304.
- Verbinder Glas-Glas 180° Edelstahl Aisi 304.

IX



PRICE LIST 2017 ▶ 354

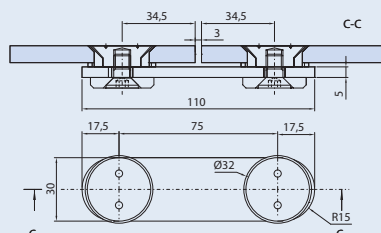
xme058



RA-012 / RA-012-S

- Acciaio inox Aisi 304. Fissaggio a punto per vetri in linea 180°.
- Connector glass-glass 180°. Inox Aisi 304.
- Spinne 1 Arm mit 1 verstellbaren Punkthalter Ø 35.

IX



PRICE LIST 2017 ▶ 354

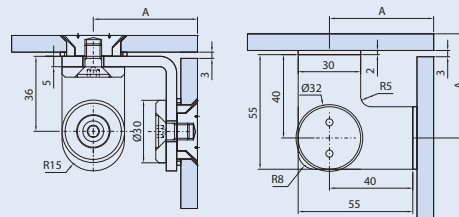
xme058



RA-013 / RA-013-S

- Inox Aisi 304 fissaggio a punto per vetri 3 vie.
- Connector 3 arm. Inox Aisi 304.
- Verbinder 3 Arm Edelstahl Aisi 304.

IX



PRICE LIST 2017 ▶ 354

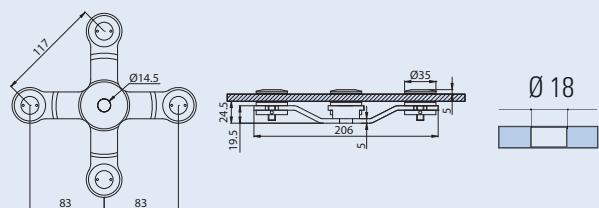
xme058



RA-104

- Piastra inox Aisi 304 a 4 punti di fissaggio 360° da Ø 35 mm.
- Spider 4 arm 360° with 4 adjustable point fixings Ø 35. Inox Aisi 304.
- Spinne 4 Arm 360° mit 4 verstellbaren Punkthalter Ø35. Edelstahl Aisi 304.

IX



PRICE LIST 2017 ▶ 355

xme046

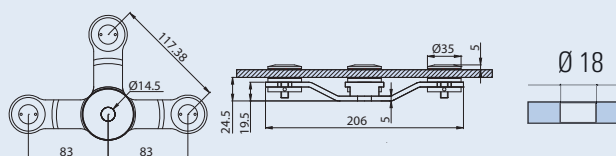
8-14



RA-103

- Piastra acciaio inox Aisi 304 a 3 punti di fissaggio 90° da Ø 35 mm.
- Spider 3 arm 90° with 3 adjustable point fixings Ø 35. Inox Aisi 304.
- Spinne 3 Arm 90° mit 3 verstellbaren Punkthalter Ø 35. Edelstahl Aisi 304.

IX



PRICE LIST 2017 ▶ 355

xme046

8-14

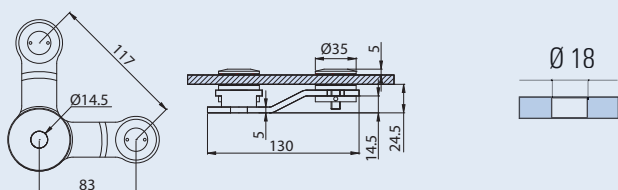
RAGNETTI CON FISSAGGI PUNTUALI | SPIDERS WITH POINT HOLDERS | SPINNEN MIT PUNKTHALTER



RA-100

- Piastra acciaio inox Aisi 304 a 2 punti di fissaggio da Ø 35 mm 90.
- Spider 2 arm 90° with 2 adjustable point fixings Ø 35. Inox Aisi 304.
- Spinne 2 Arm 90° mit 2 verstellbaren Punkthalter Ø35. Edelstahl Aisi 304.

IX



PRICE LIST 2017 ► 355

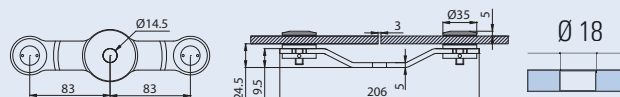
xme046



RA-102

- Piastra acciaio inox Aisi 304 a 2 punti di fissaggio da Ø 35 mm.
- Spider 2 arm 180° with 2 adjustable point fixings Ø 35. Inox Aisi 304.
- Spinne 2 Arm 180° mit 2 verstellbaren Punkthalter Ø 35 - Edelstahl Aisi 304.

IX



PRICE LIST 2017 ► 355

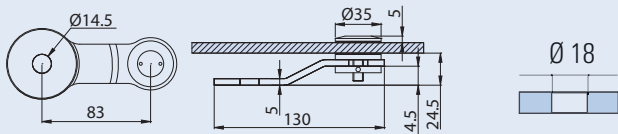
xme046



RA-101

- Piastra acciaio inox Aisi 304 a 1 punto di fissaggio da Ø 35.
- Spider 1 arm with 1 adjustable point fixings Ø 35. Inox Aisi 304.
- Spinne 1 Arm mit 1 verstellbaren Punkthalter Ø35 - Edelstahl Aisi 304.

IX



PRICE LIST 2017 ► 355

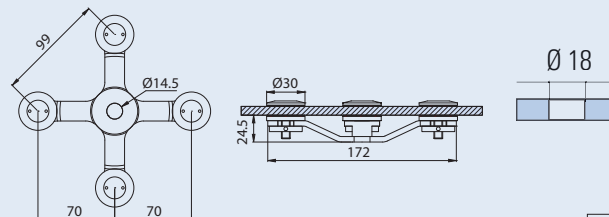
xme046



RA-054

- Piastra acciaio inox Aisi 304 a 4 punti di fissaggio 360° da Ø 30 mm.
- Spider 4 arm 360° with 4 adjustable point fixings Ø 30. Inox Aisi 304.
- Spinne 4 Arm 360° mit 4 verstellbaren Punkthalter Ø30. - Edelstahl Aisi 30.

IX



PRICE LIST 2017 ► 355

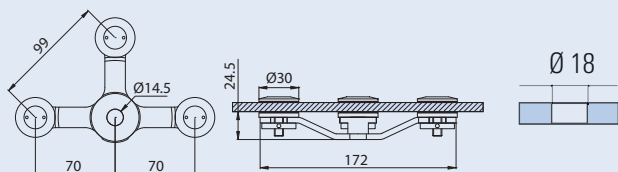
xme046



RA-053

- Piastra acciaio inox Aisi 304 a 3 punti di fissaggio 90° da Ø 30 mm.
- Spider 3 arm 90° with 3 adjustable point fixings Ø 30. Inox Aisi 304.
- Spinne 3 Arm 90° mit 3 verstellbaren Punkthalter Ø30. - Edelstahl Aisi 304.

IX



PRICE LIST 2017 ► 355

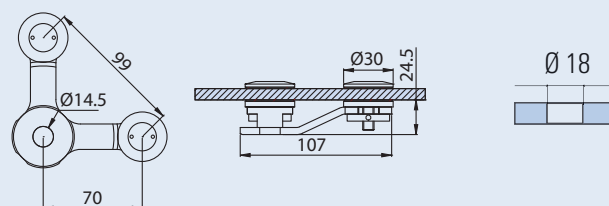
xme046



RA-050

- Piastra acciaio inox Aisi 304 a 2 punti di fissaggio da Ø 30 mm.
- Spider 2 arm 90° with 2 adjustable point fixings Ø 30. Inox Aisi 304.
- Spinne 2 Arm 90° mit 2 verstellbaren Punkthalter Ø30. Edelstahl Aisi 304.

IX



PRICE LIST 2017 ► 355

xme046



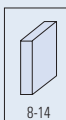
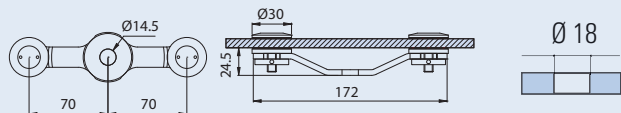
RAGNETTI CON FISSAGGI PUNTUALI | SPIDERS WITH POINT HOLDERS | SPINNEN MIT PUNKTHALTER



RA-052

- Piastra acciaio inox Aisi 304 a 1 punto di fissaggio da Ø 30 mm.
- Spider 2 arm 180° with 2 adjustable point fixings Ø 30. Inox Aisi 304.
- Spinne 2 Arm 180° mit 2 verstellbaren Punkthalter Ø 30. Edelstahl Aisi 304.

IX



PRICE LIST 2017 ▶ 355

xme046

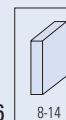
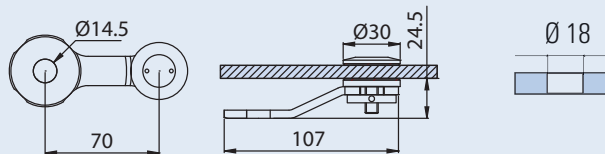
8-14



RA-051

- Piastra acciaio inox Aisi 304 a 1 punto di fissaggio in linea da Ø 30 mm.
- Spider 1 arm with 1 adjustable point fixings Ø 30. Inox Aisi 304.
- Spinne 1 Arm mit 1 verstellbaren Punkthalter Ø30. Edelstahl Aisi 304.

IX



PRICE LIST 2017 ▶ 355

xme046

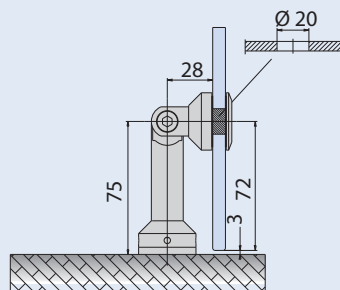
8-14



PG-145 F

- Attacco completo per vetro - pavimento/soffitto.
- Complete connector for glass - floor/ceiling.
- Komplettbeschlag für Glas - Boden/Decke

IX



PRICE LIST 2017 ▶ 356

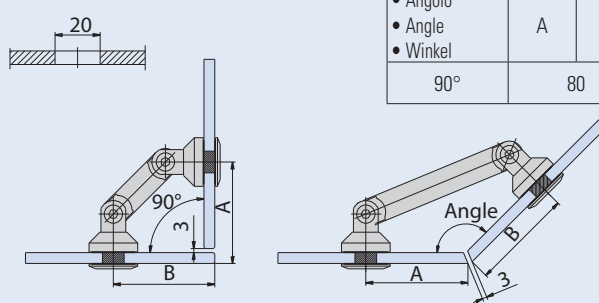
xla151



PG-120 F

- Attacco completo per vetro/vetro.
- Complete connector for glass/glass.
- Komplettbeschlag für Glas/Glas.

IX



• Lunghezza asta di connessione	60	
• Length connecting rod	60	
• Länge der Verbindungsachse	60	
• Angolo	A	B
• Angle	A	B
• Winkel	A	B
90°	80	

PRICE LIST 2017 ▶ 356

xla152

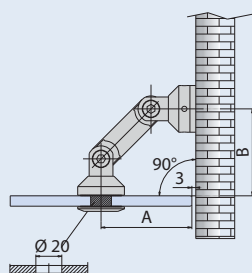


PG-139 F

- Attacco completo per vetro/muro.
- Complete connector for glass/wall.
- Komplettbeschlag für Glas/Wand.

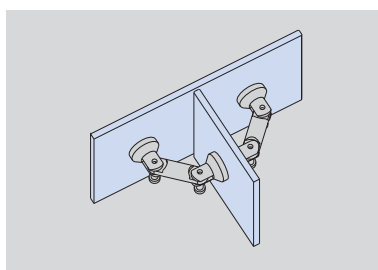
IX

• Lunghezza asta di connessione	60	
• Length connecting rod	60	
• Länge der Verbindungsachse	60	
• Angolo	A	B
• Angle	A	B
• Winkel	A	B
90°	72	67



PRICE LIST 2017 ▶ 356

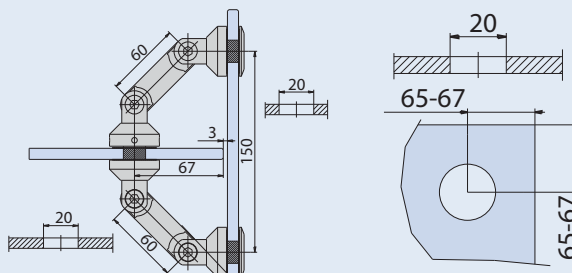
xla151



PG-150 F

- Attacco completo a 3 vie per vetro.
- Complete connector 3 ways for Glass.
- Komplettbeschlag für 3 Gläser.

IX



PRICE LIST 2017 ▶ 356

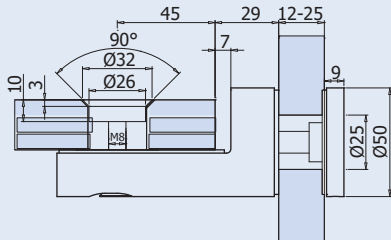
xla152

ACCESSORI PER SCALE | GLASS STAIRS SUPPORTS | GLASSTUFENHALTER



V-082
 • Supporto per gradini in vetro - fissaggio a vetro.
 • Glass stair support, glass fixing.
 • Glasstufenhalter Glasbefestigung.

IX



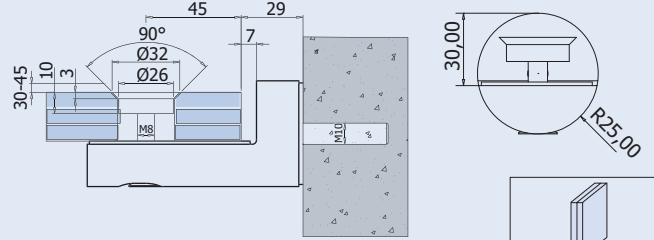
PRICE LIST 2017 ► 358

xme287 B



V-083
 • Supporto per gradini in vetro - fissaggio a muro.
 • Glass stair support, wall fixing.
 • Glasstufenhalter Wandbefestigung.

IX



PRICE LIST 2017 ► 358

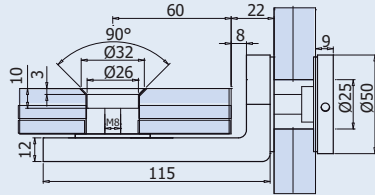
xme287 B

8+10+8+2x(1.52 PVB)
 10+8+10+2x(1.52 PVB)
 8+10+8+2x(0.76 PVB)
 10+8+10+2x(0.76 PVB)



V-086
 • Supporto per gradini in vetro - fissaggio a vetro.
 • Glass stair support, glass fixing.
 • Glasstufenhalter Glasbefestigung.

IX



Non disponibili
 Not available
 Nicht verfügbar

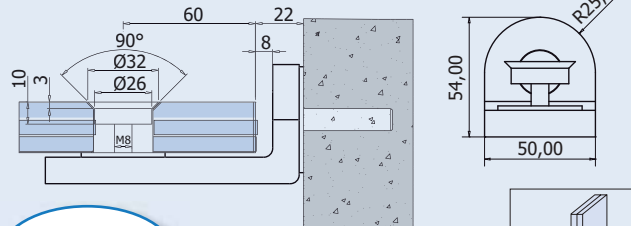
PRICE LIST 2017 ► 358

xme287 A



V-087
 • Supporto per gradini in vetro - fissaggio a muro.
 • Glass stair support, wall fixing.
 • Glasstufenhalter Wandbefestigung.

IX



Non disponibili
 Not available
 Nicht verfügbar

PRICE LIST 2017 ► 358

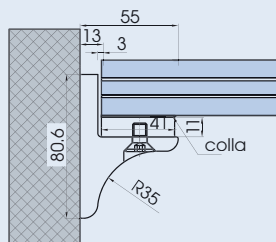
xme287 A

8+10+8+2x(1.52 PVB)
 10+8+10+2x(1.52 PVB)
 8+10+8+2x(0.76 PVB)
 10+8+10+2x(0.76 PVB)



V-072
 • Morsetto a muro con piastra incollaggio vetro. Lunghezza 35 mm. Fissaggio a muro.
 • Installation with UV-A glue. Length: 35 mm. Fix: wall.
 • Befestigung mit UV-A Klebstoff. Länge: 35 mm. Fix: Wand

NS



PRICE LIST 2017 ► 359

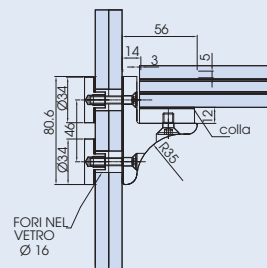
xme057

8+10+8+2x(1.52 PVB)
 10+8+10+2x(1.52 PVB)
 8+10+8+2x(0.76 PVB)
 10+8+10+2x(0.76 PVB)



V-074
 • Morsetto a vetro con piastra incollaggio vetro. Lunghezza 35 mm. Fissaggio a vetro.
 • Installation with UV-A glue. Length: 35 mm. Fix: glass.
 • Befestigung mit UV-A Klebstoff. Länge: 35 mm. Fix: Glas.

NS



PRICE LIST 2017 ► 359

xme057

8+10+8+2x(1.52 PVB)
 10+8+10+2x(1.52 PVB)
 8+10+8+2x(0.76 PVB)
 10+8+10+2x(0.76 PVB)

ACCESSORI PER SCALE | GLASS STAIRS SUPPORTS | GLASSTUFENHALTER

V-067

- Morsetto a muro. Lunghezza 35 mm.
- Fissaggio a muro.
- Installation with UV-A glue. Length 35 mm. - fix: wall.
- Befestigung mit UV-A Klebstoff. Länge 35 mm. - fix: Wand.

NS

PRICE LIST 2017 ▶ 359

xme057

8+10+8+2x(1.52 PVB)
10+8+10+2x(1.52 PVB)
8+10+8+2x(0.76 PVB)
10+8+10+2x(0.76 PVB)

V-069

- Morsetto a vetro. Lunghezza 35 mm.
- Fissaggio a vetro.
- Length 35 mm. Fix: glass.
- Länge 35 mm. Fix: Glas.

NS

PRICE LIST 2017 ▶ 359

xme057

8+10+8+2x(1.52 PVB)
10+8+10+2x(1.52 PVB)
8+10+8+2x(0.76 PVB)
10+8+10+2x(0.76 PVB)

V-076

- Morsetto a muro con piastra incollaggio vetro. Lunghezza 300 mm.
- Fissaggio a muro.
- Installation with UV-A glue length: 300 mm. Fix: wall.
- Befestigung mit UV-A Klebstoff. Länge: 300 mm. Fix: Wand.

NS

PRICE LIST 2017 ▶ 359

xme057

8+10+8+2x(1.52 PVB)
10+8+10+2x(1.52 PVB)
8+10+8+2x(0.76 PVB)
10+8+10+2x(0.76 PVB)

V-078

- Morsetto a vetro con piastra incollaggio vetro. Lunghezza 300 mm.
- Fissaggio a muro.
- Installation with UV-A glue length: 300 mm. Fix: glass.
- Befestigung mit UV-A Klebstoff. Länge: 300 mm. Fix: Glas.

NS

PRICE LIST 2017 ▶ 359

xme057

8+10+8+2x(1.52 PVB)
10+8+10+2x(1.52 PVB)
8+10+8+2x(0.76 PVB)
10+8+10+2x(0.76 PVB)

V-075

- Morsetto a muro. Lunghezza 300 mm.
- Fissaggio a muro.
- Length: 300 mm. Fix: wall.
- Länge: 300 mm. Fix: Wand.

NS

PRICE LIST 2017 ▶ 359

xme057

8+10+8+2x(1.52 PVB)
10+8+10+2x(1.52 PVB)
8+10+8+2x(0.76 PVB)
10+8+10+2x(0.76 PVB)

V-077

- Morsetto a muro. Lunghezza 300 mm.
- Fissaggio a vetro.
- Length 300 mm. Fix: glass.
- Länge 300 mm. Fix: Glas.

NS

PRICE LIST 2017 ▶ 359

xme057

8+10+8+2x(1.52 PVB)
10+8+10+2x(1.52 PVB)
8+10+8+2x(0.76 PVB)
10+8+10+2x(0.76 PVB)

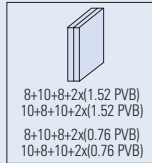
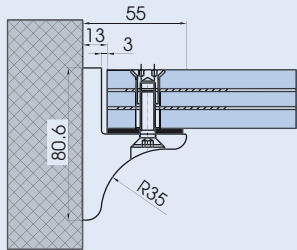
ACCESSORI PER SCALE | GLASS STAIRS SUPPORTS | GLASSTUFENHALTER



V-071

- Morsetto a muro con foratura vetro. Lunghezza 35 mm. Fissaggio a muro.
- Length 35 mm. Fix: wall.
- Länge 35 mm. Fix: Wand.

NS



PRICE LIST 2017 ► 360

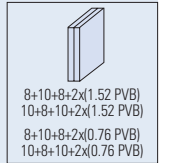
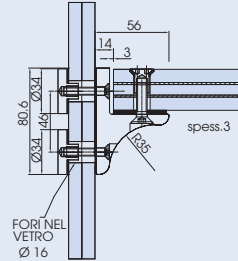
xme057



V-073

- Morsetto a vetro con foratura vetro. Lunghezza 35 mm. Fissaggio a vetro.
- Length 35 mm. Fix: glass.
- Länge 35 mm. Fix: Glas.

NS



PRICE LIST 2017 ► 360

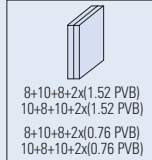
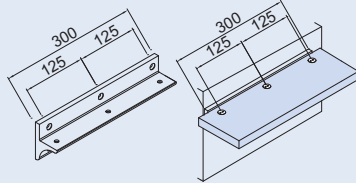
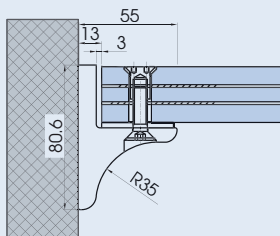
xme057



V-079

- Morsetto a muro con foratura vetro. Lunghezza 300 mm. Fissaggio a muro.
- Length 300 mm. Fix: wall.
- Länge 300mm. Fix: Wand.

NS



PRICE LIST 2017 ► 360

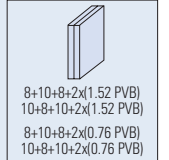
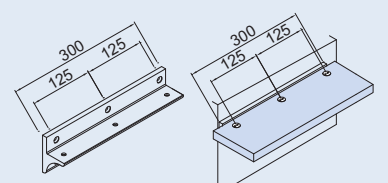
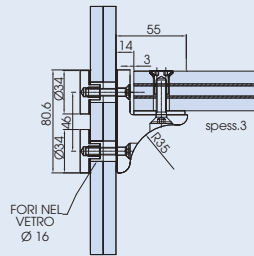
xme057



V-081

- Morsetto a vetro con foratura vetro. lunghezza: 300 mm. Fissaggio a vetro.
- Length 300 mm. Fix: glass.
- Länge 300 mm. Fix: Glas.

NS



PRICE LIST 2017 ► 360

xme057

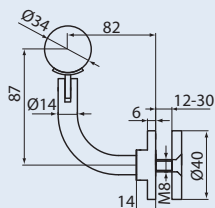
ACCESSORI | ACCESSORIES | ZUBEHÖR



V-065-1

- Sostegno per corrimano con snodo in acciaio inox - tondo Ø 14 per tubo Ø 34 con fissaggio a vetro - foro nel vetro Ø 20.
- Adjustable handrail bracket or glass assembly. For tube Ø 34 mm - glass hole Ø 20 mm.
- Handlaufstütze variabel, für Glasmontage. Für Rohr Ø 34 mm - Glasbohrung 20 mm.

IX



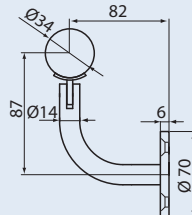
PRICE LIST 2017 ► 319



V-065-2

- Sostegno per corrimano con snodo in acciaio inox tondo Ø 14. Per tubo Ø 34 fissaggio a muro.
- Adjustable handrail bracket for wall. For tube Ø 34 mm.
- Handlaufstütze variabel, für Wandbefestigung. Für Rohr Ø 34 mm.

IX



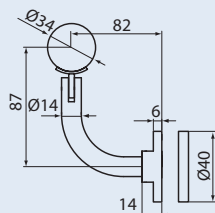
PRICE LIST 2017 ► 319



V-065-3

- Sostegno per corrimano con snodo in acciaio inox tondo Ø 14 - per tubo Ø 34 fissaggio a vetro con adesivo UV-A.
- Adjustable handrail bracket for glass assembly with UV-A glue. For tube Ø 34 mm.
- Handlaufstütze variabel - für Glasmontage mit UV-A Klebstoff - Für Rohr Ø 34 mm.

IX



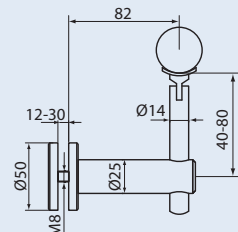
PRICE LIST 2017 ► 319



V-066-1

- Sostegno per corrimano con snodo in acciaio inox con regolazione in altezza per tubo Ø 34 - fissaggio a vetro foro nel vetro Ø 20 mm.
- Adjustable handrail bracket for glass assembly with flexible height adjustment - For tube Ø 34 mm glass hole Ø 20 mm.
- Handlaufstütze variabel - für Glasmontage mit flexible Höheneinstellung - Für Rohr Ø 34 mm Glasbohrung 20 mm.

IX



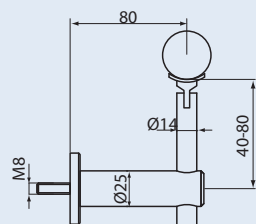
PRICE LIST 2017 ► 319



V-066-2

- Sostegno per corrimano con snodo in acciaio inox con regolazione in altezza per tubo Ø 34 - fissaggio a muro.
- Adjustable handrail bracket for wall with flexible height adjustment. For tube Ø 34 mm - Glass hole Ø 20 mm.
- Handlaufstütze variabel für Wandbefestigung mit flexible Höheneinstellung Für Rohr Ø 34 mm - Glasbohrung 20 mm.

IX



PRICE LIST 2017 ► 319



V-093

- Tubolare per corrimano Ø 33,7 mm. in acciaio inox.
- Tube stainless steel Ø 33,7 mm.
- Rohr Edelstahl Ø 33,7 mm.

IX

PRICE LIST 2017 ► 319

ACCESSORI | ACCESSORIES | ZUBEHÖR



V-094

- Tappo per tubolare Ø 33,7 mm in acciaio inox.
- End cap stainless steel Ø 33,7 mm.
- Endkappe Edelstahl Ø 33,7 mm.

IX

PRICE LIST 2017 ► 319



V-095

- Tronchetto di giunzione.
- Connector.
- Rohrverbinder.

IX

PRICE LIST 2017 ► 319



V-096

- Raccordo 90°.
- Connector 90°.
- Rohrverbinder 90°.

IX

PRICE LIST 2017 ► 319



V-097

- Attacco laterale per tubo corrimano.
- Wall flange.
- Wandflansch.

IX

PRICE LIST 2017 ► 319



V-098

- Attacco laterale per tubo corrimano con snodo.
- Adjustable wall flange.
- Wandflansch variabel.

IX

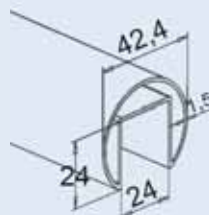
PRICE LIST 2017 ► 319



B-1010

- Tubo profilo ad "U" scanalato.
- Glass channel tube.
- Glasleistenrohr.

IX



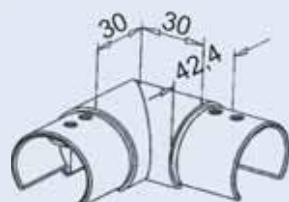
PRICE LIST 2017 ► 318

ACCESSORI | ACCESSORIES | ZUBEHÖR



- B-1012**
- Gomito 90° scanalato (orizzontale).
 - Flush elbow 90° horizontal.
 - Glasleistenrohr.

IX

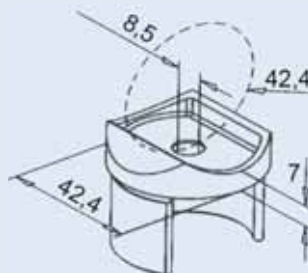


PRICE LIST 2017 ► 318



- B-1014**
- Sella scanalata.
 - Adapter for glass channel tube.
 - Rohradapter für Glasleistenrohr.

IX

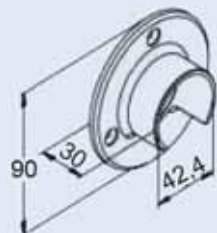


PRICE LIST 2017 ► 318




- B-1011**
- Piastra murale scanalata.
 - Wall flange for glass channel system.
 - Wandflansch für Glasleistenrohr.

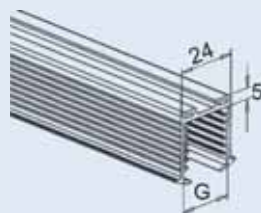
IX




PRICE LIST 2017 ► 318



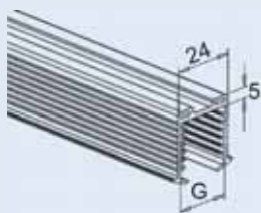
- B-1015-17,5**
- Guarnizione in caucciù per tubo scanalato per vetro 17,5 mm.
 - Rubber profile for channel tube for glass 17,5 mm.
 - Gummiprofil für Glasleistenrohr für Glas 17,5 mm.



PRICE LIST 2017 ► 318



- B-1015-21,5**
- Guarnizione in caucciù per tubo scanalato per vetro 21,5 mm.
 - Rubber profile for channel tube for glass 21,5 mm.
 - Gummiprofil für Glasleistenrohr für Glas 21,5 mm.

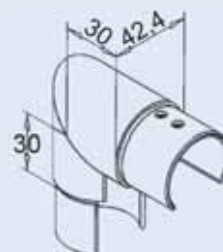


PRICE LIST 2017 ► 318



- B-1016**
- Gomito 90° scanalato (verticale).
 - Flush elbow 90° vertical.
 - Glasleistenrohr vertikal.

IX



PRICE LIST 2017 ► 318

ACCESSORI | ACCESSORIES | ZUBEHÖR



B-1017

- Giunto scanalato.
- Straight connector.
- Rohrverbinder für Glasleistenrohr.

IX



PRICE LIST 2017 ► **318**



B-1018

- Calotta scanalata.
- Flat end cap.
- Endkappe flach.

IX



PRICE LIST 2017 ► **318**



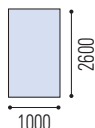
SIMBOLI | SYMBOLS | SYMBOLE



PORTATA
LOAD CAPACITY
TRAGKRAFT



SPESSORE VETRO
GLASS THICKNESS
GLASDICKE



MISURE ANTA
PANEL MEASURES
TÜRGRÖSSE



SISTEMA SOFT-CLOSE
SOFT-CLOSE SYSTEM
SOFT-CLOSE SYSTEM



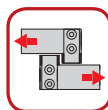
MOVIMENTO SINCRONIZZATO
SYNCHRONIZED MOVEMENT
SYNCHRONISIERTE BEWEGUNG



TRASCINAMENTO CON CINGHIA
DRAGGING SYSTEM WITH TOOTHED BELT
MITNEHMER KIT MIT ZAHNRIEMEN



TRASCINAMENTO CON FUNE
DRAGGING SYSTEM WITH CABLE
MITNEHMER KIT MIT SEILZUG



TRASCINAMENTO MECCANICO
MECHANICAL DRAGGING SYSTEM
MIT MECHANISCHEM MITNEHMER

FIXED

ANTA FISSA
FIXED PANEL
SEITENTEIL



ANTA SCORREVOLE
SLIDING DOOR
SCHIEBETÜR

FINITURE | FINISHES | OBERFLÄCHEN



CP
Cromo perla
Chrome perla similar Alu
Chrom perla ähnlich Alu



CS
Cromo satinato
Satin chrome
Chrom matt



NS
Nickel satinato
Satin nickel
Ähnlich Edelstahl matt



CR
Cromo lucido
Polished chrome
Chrom glänzend



OL
Ottone lucido
Polished brass
Messing poliert



AN
Alluminio anodizzato
Aluminium anodized
Aluminium Silberfarbig



IX
Acciaio inox satinato
Satin stainless steel
Edelstahl matt



IXE
Effetto inox satinato
Inox effect
Inox effekt



IL
Acciaio inox lucido
Polished stainless steel
Edelstahl poliert

LEGENDA

LP
Passaggio luce
Clear opening width
Lichte Durchgangsbreite

H | HP
Altezza passaggio luce
Clear opening height
Lichte Durchgangshöhe

LM | LA
Larghezza anta mobile
Sliding door width
Schiebeflügel Breite

HM | HA
Altezza anta mobile
Sliding glass height
Schiebeflügel Höhe

HF
Altezza anta fissa
Side fixed glass height
Seitenteil Höhe

LF
Larghezza anta fissa
Fixed glass width
Seitenteil Breite

LB
Lunghezza binario
Rail length
Laufschienenlänge

HB
Altezza fissaggio binario
Rail installation height
Laufschienenmontage Höhe

LV
Larghezza vetro
Glass width
Glas Breite

HV
Altezza vetro
Glass height
Glas Höhe

HS
Altezza stipite
Frame height
Zarge Höhe

LS
Larghezza stipite
Frame width
Zarge Breite

- Le informazioni tecniche in questo catalogo potrebbero non sempre corrispondere con gli attuali colori, misure e dimensioni. Noi perseguiamo una politica di costante innovazione e miglioramento e ci riserviamo il diritto di modificare specifiche e disponibilità senza preavviso. Non abbiamo nessuna responsabilità per errori di stampa che possono essere occorsi nella realizzazione di questo catalogo. Essendo questo solo un catalogo grafico per la foratura del vetro bisogna fare riferimento al manuale tecnico.
- Please note that the technical information included in this catalogue may not always precisely correspond with actual colours, measurements and dimensions. We pursue a policy of constant updating and improvement and reserve the right to alter specification and availability without notice. We take no responsibility for any printing errors that might be occurred in the completion of this catalogue.
- Die in diesem Katalog angegebenen Maße, Abbildungen und Angaben, sind unverbindlich. Modelländerungen, Konstruktionsverbesserungen und Maßänderungen behalten wir uns vor. Erfahrungsgemäss können Druckfarben nicht immer den Farbton original getreu wiedergeben. Farbabweichungen sind daher möglich. Für Druckfehler wie auch übrige Fehler welche bei Erstellung dieses Kataloges entstanden sind, ist jede Haftung ausgeschlossen.

A world of accessories 2017

METALGLAS
BONOMI Srl

Via Montini, 106/A
25067 Lumezzane S.A.
(Brescia) Italy

Ph. +39.030.829910
Fax +39.030.8920970

www.metalglas.it
info@metalglas.it

