





Code

Status  
Single  
package

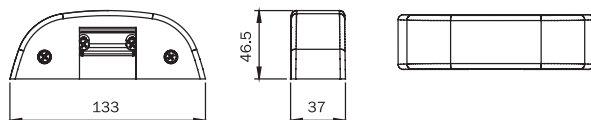
Min. ord.



## Match for panic exit devices



\* DC: maximum power  
supply time 10 seconds



Electric striker for panic exit devices "IDEA Base" and "Push". **OPENING WITH PERMANENT RELEASE** by electric pulse. Suitable for PVC, wooden and aluminium frames, both coplanar and with rebate up to mm 24. Not suitable for fire resistant doors.

Power supply **12V. A.C. - DC 15W.**

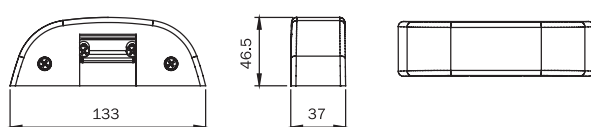
Painted black	<b>5680000</b>	A	1	-	1	YES
Painted grey	<b>5680003</b>	B	1	-	1	YES
Painted white	<b>5680004</b>	D	1	-	1	YES

Electric striker for panic exit devices "IDEA Base" and "Push". **OPENING WITH LIMITED RELEASE**

(only during the electric pulse). Suitable for PVC, wooden and aluminium frames, both coplanar and with rebate up to mm 24. Not suitable for fire resistant doors.

Power supply **12V. A.C. - DC 15W.**

Painted black	<b>5680020</b>	C	1	-	1	YES
Painted grey	<b>5680023</b>	D	1	-	1	YES
Painted white	<b>5680024</b>	D	1	-	1	YES



**COVERING KIT FOR ELECTRIC STRIKER 56800\***. Composed of:  
device cover and fixing plate.

**Electric striker to be ordered separately.**

PVD finish	<b>5680012</b>	C	1	-	1	NO
------------	----------------	---	---	---	---	----



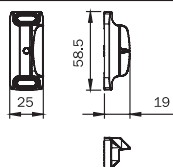
Code

Status  
Single  
package

Min. ord.



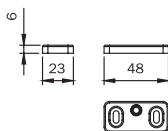
## Keeps



Keep for panic exit devices **"IDEA Base"** and **"Push"**, with top and lateral locking, zamak.  
For metal and wooden frames

Black zinc-plated

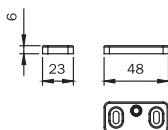
**94100090** B 5 - 5 NO



Keep for panic exit devices **"IDEA Base"** and **"Push"**, lateral locking, in stainless steel with spacers.  
Suitable for FIRE RESISTANT doors. For double doors. Universal for all profiles.

Stainless steel

**94100102** D 5 - 5 NO



Keep for panic exit devices **"IDEA Base"** and **"Push"**, lateral locking, in painted steel with spacers.  
Suitable for FIRE RESISTANT doors. For double doors. Universal for all profiles.

Painted black

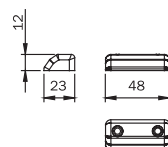
**94100100** D 1 - 5 YES

Painted grey

**94100103** D 1 - 5 YES

Painted white

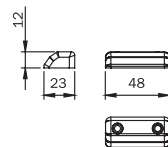
**94100104** D 1 - 5 YES



Keep for panic exit devices **"IDEA Base"** and **"Push"**, top and lateral locking, in stainless steel with spacers.  
Suitable for FIRE RESISTANT doors. Universal for all profiles.

Stainless steel

**94100112** D 1 - 5 NO



Keep for panic exit devices **"IDEA Base"** and **"Push"**, top and lateral locking, in painted steel with spacers.  
Suitable for FIRE RESISTANT doors. Universal for all profiles.

Painted black

**94100110** C 1 - 5 YES

Painted grey

**94100113** C 1 - 5 YES

Painted white

**94100114** D 1 - 5 YES



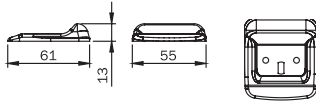
Code

Status  
Single  
package

Min. ord.

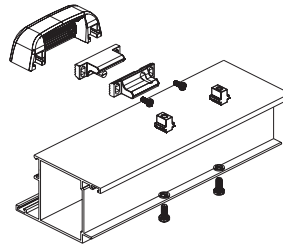
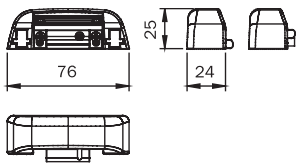


## Keeps



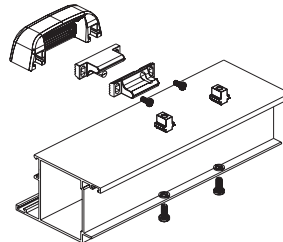
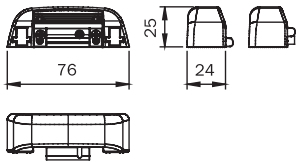
Keep for panic exit devices **"IDEA Base"** and **"Push"**, floor locking, in painted steel.  
Suitable for FIRE RESISTANT doors.

Painted black	<b>94100120</b>	B	1	-	5	YES
Painted grey	<b>94100123</b>	D	1	-	5	YES
Painted white	<b>94100124</b>	D	1	-	5	YES
Mt nickel finish	<b>94100127</b>	D	1	-	5	YES



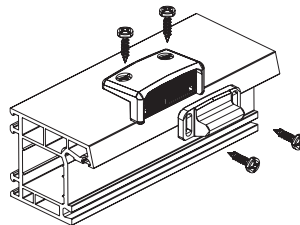
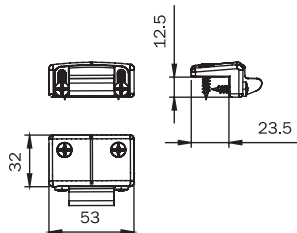
Adjustable PVD keep for panic exit devices **"IDEA Base"** and **"Push"** INOX, top or lateral for single and double doors.  
Suitable for coplanar frames and frames with a rebate up to mm 11. Fixing screws. Instructions.

PVD finish	<b>94100132</b>	D	1	-	5	NO
------------	-----------------	---	---	---	---	----



Adjustable PVD keep for panic exit devices **"IDEA Base"** and **"Push"**, top or lateral painted with zamak slide.  
For single and double doors. Suitable for coplanar frames and frames with a rebate up to mm 11.  
Fixing screws. Instructions.

Painted black	<b>94100130</b>	A	1	-	5	YES
Painted grey	<b>94100133</b>	B	1	-	5	YES
Painted white	<b>94100134</b>	B	1	-	5	YES



Adjustable PVD keep for panic exit devices **"IDEA Base"** and **"Push"** INOX, top or lateral  
For single and double doors. Suitable for frames with a rebate from mm 14 to mm 24.  
Fixing screws. Instructions.

PVD finish	<b>94100152</b>	D	1	-	5	NO
------------	-----------------	---	---	---	---	----



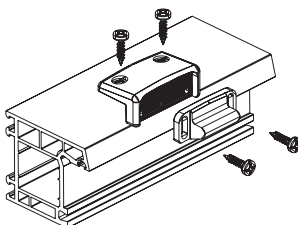
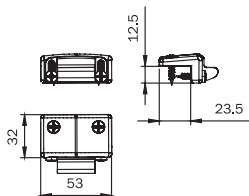
Code

Status  
Multiple  
package  
Single  
package

Min. ord.

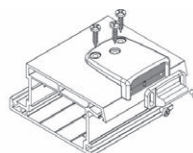
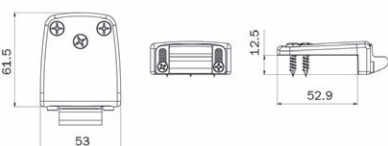


## Keeps



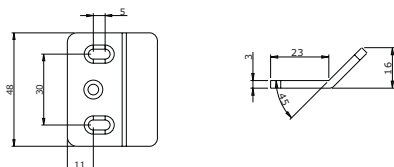
Adjustable PVD keep for panic exit devices **"IDEA Base"** and **"Push"** top or lateral locking painted with zamak slide. For single and double doors. Suitable for frames with a rebate from mm 14 to mm 24. Fixing screws. Instructions.

Painted black	<b>94100150</b>	A	1	-	5	YES
Painted grey	<b>94100153</b>	B	1	-	5	YES
Painted white	<b>94100154</b>	B	1	-	5	YES



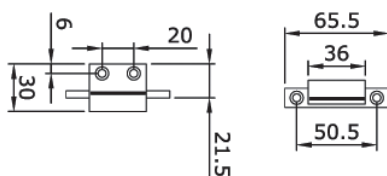
Adjustable PVD keep for panic exit devices **"IDEA Base"** and **"Push"** top or lateral locking painted with zamak slide. For single and double doors. Suitable for frames with a rebate from mm 14 to mm 24. Fixing screws. Instructions.

Painted black	<b>94100250</b>	C	1	-	5	NO
PVD finish	<b>94100252</b>	D	1	-	5	NO
Painted grey	<b>94100253</b>	D	1	-	5	NO
Painted white	<b>94100254</b>	D	1	-	5	NO



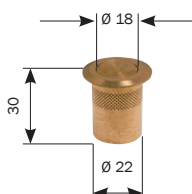
Steel lateral keep for panic exit devices **"IDEA Base"**, **"Push"**, **"Pad"** and **"Bolt"** also for FIRE RESISTANT doors.

Painted black	<b>94100145</b>	B	1	-	5	YES
Painted grey	<b>94100143</b>	C	1	-	5	YES
Painted white	<b>94100144</b>	D	1	-	5	YES



Nylon lateral keep for panic exit devices **"Push Bar"**. For wooden or PVC doors.

<b>949856</b>	C	1	-	1	NO
---------------	---	---	---	---	----



Brass floor bush with spring cap for rods. Inside hole Ø 18.

For **"Bolt"** panic exit device vertical rod.

<b>040807</b>	B	10	-	10	NO
---------------	---	----	---	----	----


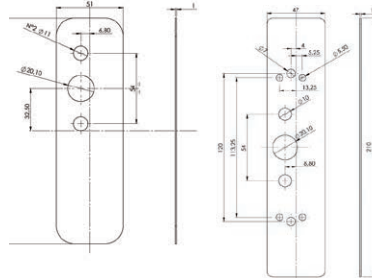



Code

Status  
Single  
package  
Multiple  
package  
Min. ord.



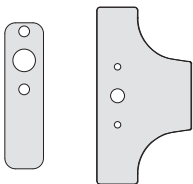
**Accessories**



Retrofit plates kit, painted black. To be used with ISEO **"IDEA Base"** and **"Bolt"** series device for the **REPLACEMENT** of panic exit devices even not manufacture by ISEO.

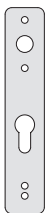
1 plate for external control and 2 plates for devices.

**94100655** B 10 - 10 YES



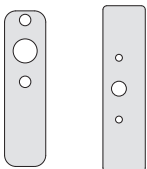
Kit of thermoexpanding gaskets for panic exit devices **"Push Bar"** and **"Trim"**  
For FIRE RESISTANT DOORS

**94000010** D 10 - 10 NO



Kit of thermoexpanding gaskets, lock side, for panic exit devices **"Push Palmo"**  
For FIRE RESISTANT DOORS cod. 9449

**94000020** C 10 - 10 NO



Kit of thermoexpanding gaskets for panic exit device **"IDEA Base"** and **"Trim"**  
For FIRE RESISTANT DOORS

**94000030** D 10 - 10 NO



Zinc-plated steel plate, for **"IDEA Base"** and **"Push"** for bar fixing.  
Suitable for fire resistant doors. Fixing screws.

**94100040** B 10 - 10 NO



Zinc-plated steel plate, for **"IDEA Base"** and **"Push"** for top/bottom latches fixing.  
Suitable for fire resistant doors. Fixing screws.

**94100050** D 10 - 10 NO





Code  
Status  
Single  
package  
Multiple  
package  
Min. ord.  
AMH  
GERM

## Accessories



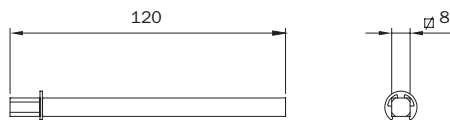
Hold-open kit to be installed in the bracket of the **“IDEA Base”** and **“Bolt”** pushbars. **94100070** B 10 - 10 NO



Back housing, painted black, with hold-open function for **“Push”** 9424 series (page 6-36).  
Painted black **94200075** D 1 - 1 YES



Pair of small adhesive handles for the **“Push Bar”** chassis.  
Painted grey **94400073** D 1 - 1 YES  
Painted white **94400074** D 1 - 1 YES  
Painted black **94400075** D 1 - 1 YES



Extended handle follower for doors with thickness up to mm 105. **947880** C 10 - 10 NO



Accessory for rod guides. **94100195** D 10 - 10 NO



Plug in nylon for panic exit devices latchbolt, **“IDEA Base”** and **“Push”** type.  
GREY **94100703** D 10 - 10 NO  
WHITE **94100704** D 10 - 10 NO  
BLACK **94100705** D 10 - 10 NO


## Microswitches



Microswitch, to be installed in the bracket of the **“IDEA Base”** and **“Bolt”** chassis, used to detect door opening.  
Can be used with security system. Instructions. **94100060** C 1 - 1 NO



Microswitch, to be installed in the bracket of the **“Push”** 94254 chassis, used to detect door opening.  
Can be used with security system. Instructions. **94200060** C 1 - 1 NO



Microswitch, to be installed in the bracket of the **“Push Bar”** serie 944 chassis, used to detect door opening.  
Can be used with security system. Instructions. **94800030** D 1 - 1 NO



