



Invisacta


Concealed hinge



OTLAV is glad to present the new concealed hinge called "Invisacta" meant for flush doors. These new hinges with **minimal amount** of space and **great reversibility** represent the best solution when design, versatility and strength are required.



Via Angelo Padovan, 2/P.O. Box 64
31025 S. Lucia di Piave (TV) - Italy
Tel +39 0438 4611 r.a.
Fax +39 0438 439252
www.otlav.com - sales@otlav.it



Door
opening
angle:
180°

Invisacta has born,

The new OTLAV concealed hinge

OTLAV has always been focused on advanced technological research and now is on the market with a new line of concealed hinges called "Invisacta".

This highly innovative project is characterized by cutting-edge construction solutions that offer **strength and high versatility**.

"Invisacta" represents a brilliant solution for straight-lined interior design by enhancing the look of the door.

MINIMAL DIMENSIONS

Slot on frame side : 21 mm

A 21 mm depth slot on the frame side makes it unique and enables its perfect integration in reduced spaces. No need to cut the architrave which can be flush mounted.

REVERSIBILITY

Hinges offer reversibility of door, both on vertical and horizontal axis.

Vertical axis reversibility : with hinges centered in the panel thickness, the handle can be placed at any height and decorative parts are unaffected.

Horizontal axis reversibility: When hinge housing is not centered on the panel, the handle must be placed in the middle of the door.

7 JUNCTION FULCRUMS

No sliding wear

7 fulcrum points allow little friction, good flow, solidity and high loading capacity; no contact between the different bearing units thanks to **nylon bushes with high friction resistance**.

3 ADJUSTMENTS

Only one hex spanner

X – Side adjustment : ± 1 mm.


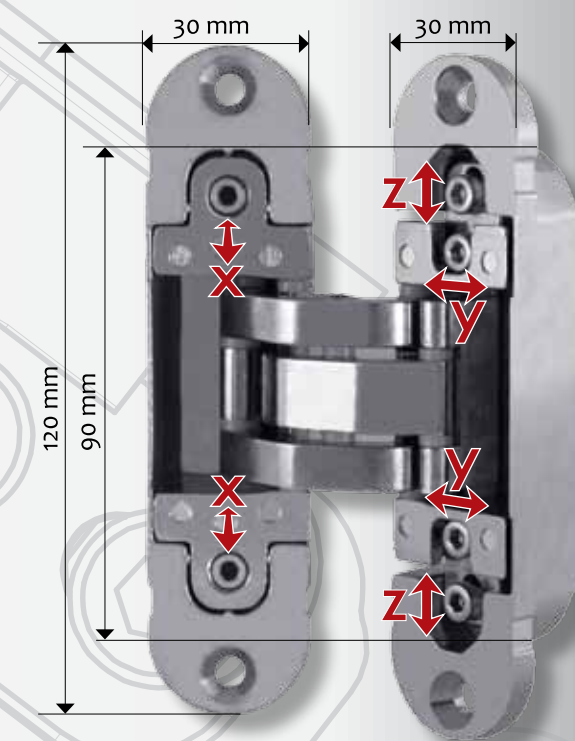
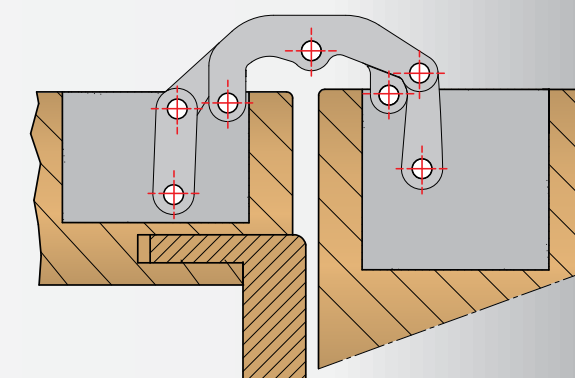
Y – Depth adjustment or sealing crushing : ± 1 mm.

Z – Height adjustment : ± 2 mm.

RANGE

Invisacta line is also available in not adjustable version. Additional versions will be soon presented.

Aluminum caps available to conceal the adjustable screws.



Available in white zinc finishing.
Other finishes also available on request.
Capacity - adjustable version : 50 kg.
Capacity - non-adjustable version : 35 kg.
Door opening angle : 180°.

