

PRESSURESeries

PROTECT YOUR ENVIRONMENT FROM DRAUGHTS
The Comaglio Automatic draught stoppers are removable and patented.

1712 | 1772 | 1700MINI | 1770MINI | 1812 | 1830 | 1770ACU | 1370

The Pressure Series is characterised by the Comaglio twin adjusting mechanism. It is a patented mechanism designed to perfectly close the gap between doors and floors. The downward pressure applied by the seal to the floor is equal across the full width of the door. This is essential for optimal sealing in normal conditions and particularly important in more difficult situations such as uneven floors, tiling etc...

The presence of this icon means that the product is suitable for fire stop doors.



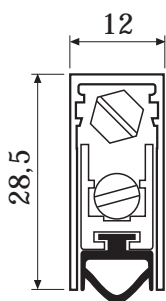
The presence of this icon means that the product is suitable for doors with sound insulation.



1712



DOORS IN: STEEL WOOD PVC



Components:

- Comaglio double-adjusting mechanism
- Fixed "U" shaped profile large 12 mm.
- Moving profile extractable
- Brass hexagonal push button
- 2nd adjusting screw in brass
- 2 steel return springs
- EPDM seal

Options:

- Fixed "U" shaped profile large 12,5 mm. (art.1700)
- Nylon push button (round or rectangular)
- Black brush 48x1100
- Self-extinguishing ISOLA silicon seal
- Special end for PVC door frames

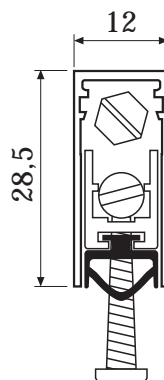
Standard lengths cm:

43 Can be cut shorter by: cm.9

53 63 73 83 93 103 113 123 133 Can be cut shorter by: cm.10

1772

DOORS IN: STEEL WOOD PVC



Components:

- Comaglio double-adjusting mechanism
- Fixed "U" shaped profile large 12 mm.
- Moving profile extractable
- Brass hexagonal push button
- 2nd adjusting screw in brass
- 2 steel return springs
- 2 self-drilling pre-fitted screws
- EPDM seal

Options:

- Fixed "U" shaped profile large 12,5 mm. (art.1770)
- Nylon push button (round or rectangular)
- 2 self-tapping pre-fitted screws
- Black brush 48x1100
- Special end for PVC door frames

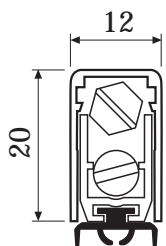
Standard lengths cm:

43 Can be cut shorter by: cm.7

53 63 73 83 93 103 113 123 133 Can be cut shorter by: cm.10

1700MINI

DOORS IN: STEEL WOOD ALUMINIUM



Components:

- Comaglio double-adjusting mechanism
- Fixed "U" shaped profile large 12 mm.
- Moving profile extractable
- Brass hexagonal push button
- 2nd adjusting screw in brass
- 2 steel return springs
- EPDM seal with 4 pressure points

Options:

- Nylon push button (round or rectangular)
- Black brush 48x600

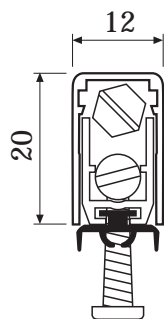
Standard lengths cm:

43 Can be cut shorter by: cm.9

53 63 73 83 93 103 113 123 133 Can be cut shorter by: cm.10

1770MINI

DOORS IN: STEEL WOOD ALUMINIUM



Components:

- Comaglio double-adjusting mechanism
- Fixed "U" shaped profile large 12 mm.
- Moving profile extractable
- Brass hexagonal push button
- 2nd adjusting screw in brass
- 2 steel return springs
- 2 self-drilling pre-fitted screws
- EPDM seal with 4 pressure points

Options:

- Nylon push button (round or rectangular)
- 2 self-tapping pre-fitted screws
- Black brush 48x600

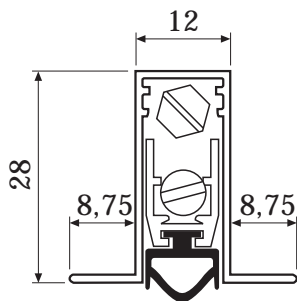
Standard lengths cm:

43 Can be cut shorter by: cm.7

53 63 73 83 93 103 113 123 133 Can be cut shorter by: cm.10

1812

DOORS IN: STEEL WOOD



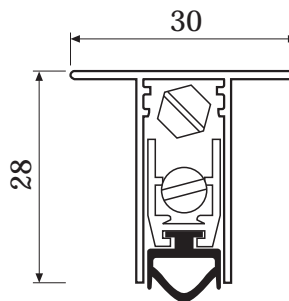
- Components:
- Comaglio double-adjusting mechanism
 - Fixed "Omega" shaped profile large 12 mm.
 - Moving profile extractable
 - Brass hexagonal push button
 - 2nd adjusting screw in brass
 - 2 steel return springs
 - EPDM seal

- Options:
- Nylon push button (round or rectangular)
 - Black brush 48x1100
 - Self-extinguishing ISOLA silicon seal

Standard lengths cm:											
43	Can be cut shorter by: cm.12										
53	63	73	83	93	103	113	123	133	Can be cut shorter by: cm.10		

1830

DOORS IN: STEEL



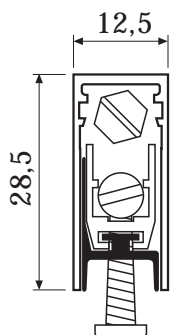
- Components:
- Comaglio double-adjusting mechanism
 - Fixed "T" shaped profile
 - Moving profile extractable
 - Brass hexagonal push button
 - 2nd adjusting screw in brass
 - 2 steel return springs
 - EPDM seal

- Options:
- Nylon push button (round or rectangular)
 - Black brush 48x1100
 - Self-extinguishing ISOLA silicon seal

Standard lengths cm:											
43	Can be cut shorter by: cm.12										
53	63	73	83	93	103	113	123	133	Can be cut shorter by: cm.10		

1770ACU

DOORS IN: STEEL WOOD



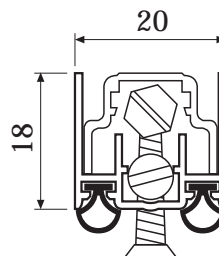
- Components:
- Comaglio double-adjusting mechanism
 - Fixed "U" shaped profile large 12,5 mm.
 - Moving profile extractable
 - Brass hexagonal push button
 - 2nd adjusting screw in brass
 - 2 steel return springs
 - 2 self-drilling pre-fitted screws
 - Self-extinguishing silicon seal

- Options:
- Nylon push button (round or rectangular)
 - 2 self-tapping pre-fitted screws

Standard lengths cm:											
43	Can be cut shorter by: cm.7										
53	63	73	83	93	103	113	123	133	Can be cut shorter by: cm.10		

1370

DOORS IN: ALUMINIUM



- Components:
- Comaglio double-adjusting mechanism
 - Fixed profile inside moving profile
 - Moving profile extractable
 - Brass hexagonal push button
 - 2nd adjusting screw in brass
 - 2 steel return springs
 - 2 self-drilling pre-fitted screws
 - 2 neoprene seals

- Options:
- Nylon push button (round or rectangular)

Standard lengths cm:											
43	Can be cut shorter by: cm.7										
53	63	73	83	93	103	113	123	133	Can be cut shorter by: cm.10		



Ask technical informations about sound insulation of our draught stoppers: we can give you useful suggestions for increase acoustic performances of your door.



PRESSURESerie

- Instructions page 12
- Examples of application page 14
- Accessories page 15
- Packaging page 15